




THE SUPREME COURT *of* OHIO




OHIO COURTS SUMMARY 2007

THE SUPREME COURT *of* OHIO

2007

OHIO COURTS SUMMARY



THOMAS J. MOYER

CHIEF JUSTICE

PAUL E. PFEIFER

EVELYN LUNDBERG STRATTON

MAUREEN O'CONNOR

TERRENCE O'DONNELL

JUDITH ANN LANZINGER

ROBERT R. CUPP

JUSTICES

STEVEN C. HOLLON

ADMINISTRATIVE DIRECTOR

JUDICIAL & COURT SERVICES DIVISION

DOUGLAS R. STEPHENS

DIRECTOR OF JUDICIAL & COURT SERVICES

CASE MANAGEMENT SECTION

STEPHANIE E. HESS

MANAGER OF CASE MANAGEMENT SERVICES

CONTENT DEVELOPMENT

GERRI ALLEN

CHRISTINE BRATTON

BRIAN FARRINGTON

PRODUCTION AND GRAPHICS

PHILLIP FARMER

KATIE RIEDEL

JAMES R. SHROYER

CAROL TAYLOR

INFORMATION TECHNOLOGY SUPPORT

MARK DUTTON

KRISTINA ROTACH

On the Cover:

Geauga County Courthouse, Chardon

Dear Fellow Ohioans:

May 2008

The Supreme Court of Ohio is pleased to issue this latest edition of the *Ohio Courts Summary*, which provides a statistical picture of the Ohio court system and is a valuable overview of the work of Ohio's courts.

More than 3.2 million cases were filed in Ohio courts in 2007: 2,459 in the Supreme Court; 10,512 in the courts of appeals; 261,678 in the courts of common pleas, general division; 74,157 in the domestic relations courts; 87,993 in the probate courts; 247,313 in the juvenile courts; 2,309,566 in the municipal courts; 208,645 in the county courts; and 878 in the Court of Claims.

Compared to 2006, the statewide total of new filings decreased by slightly less than 1 percent. The courts of common pleas, general division experienced an increase of 6 percent. Other notable statistics concerning changes in 2007 over 2006 were:

Courts of common pleas, general division

- 5 percent increase in foreclosure filings (280 percent increase over 1997)

Courts of common pleas, domestic relations division

- 5 percent decrease in marriage terminations and dissolutions filings (21 percent decrease over 1997)

Courts of common pleas, juvenile division

- 9 percent decrease in traffic filings (42 percent decrease over 1997)

Courts of common pleas, probate division


- 3 percent decrease in marriage applications granted (21 percent decrease over 1997)

The *Ohio Courts Summary* will be useful to the bench, the bar, court personnel and others involved in Ohio's judicial system. It also will inform Ohioans about how their court system is serving them.

The *Ohio Courts Summary* is a reflection of the dedication and commitment of our judges and court personnel. We appreciate their assistance in preparing this report. Together, we will continue to maintain excellence in the administration of justice in Ohio.



Thomas J. Moyer
Chief Justice



Steven C. Hollon
Administrative Director

Table of Contents

	Page
Section A – Descriptions of Ohio Courts	
Structure of the Ohio Judicial System.....	1
Supreme Court of Ohio.....	2
Courts of Appeals.....	3
Court of Appeals District Map.....	4
Court of Claims.....	5
Courts of Common Pleas.....	5
Jurisdictional Distribution.....	7
Common Pleas Court Jurisdictional Arrangement Map.....	8
Municipal and County Courts.....	9
Municipal and County Court Jurisdictional Arrangement Map.....	10
Mayor's Courts.....	11
All Ohio Courts Total New Cases Filed 2003-2007.....	12
Section B – The Supreme Court of Ohio	
Supreme Court Caseload Details.....	13
Section C – Courts of Appeals	
Overall Caseloads.....	19
Statewide New Cases Filed and Total Terminations Comparison (chart).....	20
New Cases Filed Comparison (chart).....	20
Criminal Caseloads.....	21
Civil.....	22
Miscellaneous Matters.....	23
Domestic Relations, Juvenile, and Probate Appeals.....	24
Average New Cases Per Judge (chart).....	25
Section D – Court of Claims	
Overall Caseloads (including Victims of Crime Claims).....	27
Section E – Courts of Common Pleas, General Division	
Composite Report for the Entire State.....	29
Overall Caseloads.....	30
Total Civil.....	34
Professional Tort.....	38
Product Liability.....	42
Other Torts.....	46
Workers' Compensation.....	50
Foreclosures.....	54
Administrative Appeal.....	58
Complex Litigation.....	62
Other Civil.....	66

Criminal	70
Statewide New Criminal Cases Filed and Total Terminations Comparison (chart)	74
Statewide New All Civil Cases Filed and Total Terminations Comparison (chart)	74

Section F – Courts of Common Pleas, Domestic Relations Division

Composite Report for the Entire State	75
Overall Caseloads	76
Marriage Terminations with Children	80
Marriage Terminations without Children	84
Marriage Dissolutions with Children	88
Marriage Dissolutions without Children	92
Change of Custody	96
Visitation Enforcement or Modification	100
Support Enforcement or Modification	104
Domestic Violence	108
Uniform Interstate Family Support Act (U.I.F.S.A.)	112
Parentage	116
All Others	120
Statewide New Marriage Terminations and Dissolutions Filed and Terminations Comparison (chart)	124

Section G – Courts of Common Pleas, Probate Division

Composite Report for the Entire State	125
Overall Caseloads	126
Decedents’ Estates and Wrongful Death	128
Guardianships	129
Conservatorships, Testamentary Trusts, and Civil Actions	132
Miscellaneous Activities	134
Statewide New Cases Filed and Total Terminations Comparison (chart)	136
Adult Guardianships (chart)	136

Section H – Courts of Common Pleas, Juvenile Division

Composite Report for the Entire State	137
Overall Caseloads	138
Delinquency	142
Traffic	146
Dependency, Neglect, and Abuse	150
Unruly	154
Adult	158
Motion for Permanent Custody	162
Custody, Change of Custody, and Visitation	166
Support Enforcement or Modification	170
Parentage	174
Uniform Interstate Family Support Act (U.I.F.S.A.)	178
All Others	182

Statewide New Cases Filed and Total Terminations Comparison (chart).....	186
---	-----

Section I – Municipal Courts

Composite Administrative Judge Report for the Entire State	187
Composite Individual Judge Report Form for the Entire State	188
New Cases Filed Comparison (chart)	189
Overall Caseloads	190
Felony.....	193
Statewide New Felony Cases Filed and Total Terminations Comparison (chart).....	199
Statewide New Misdemeanor Cases Filed and Total Terminations Comparison (chart).....	199
Misdemeanor.....	200
Operating a Vehicle While Under the Influence (O.V.I.)	206
Statewide New O.V.I. Cases Filed and Total Terminations Comparison (chart).....	212
Statewide New Other Traffic Cases Filed and Total Terminations Comparison (chart).....	212
Other Traffic.....	213
Personal Injury and Property Damage.....	219
Contracts.....	225
Forcible Entry and Detainer (F.E.D.)	231
Other Civil.	237
Small Claims.	243
Statewide All Civil Cases Filed and Total Terminations Comparison (chart).....	249

Section J – County Courts

Composite Administrative Judge Report for the Entire State	251
Composite Individual Judge Report Form for the Entire State	252
New Cases Filed Comparison (chart)	253
Overall Caseloads	254
Felony.....	255
Statewide New Felony Cases Filed and Total Terminations Comparison (chart)	257
Statewide New Misdemeanor Cases Filed and Total Terminations Comparison (chart).....	257
Misdemeanor.....	258
Operating a Vehicle While Under the Influence (O.V.I.)	260
Statewide New O.V.I. Cases Filed and Total Terminations Comparison (chart).....	262
Statewide New Other Traffic Cases Filed and Total Terminations Comparison (chart).....	262
Other Traffic.....	263
Personal Injury and Property Damage.....	265
Contracts.....	267
Forcible Entry and Detainer (F.E.D.)	269
Other Civil	271

Small Claims 273
Statewide All Civil Cases Filed and
Total Terminations Comparison (chart)..... 275

Section K – Definitions

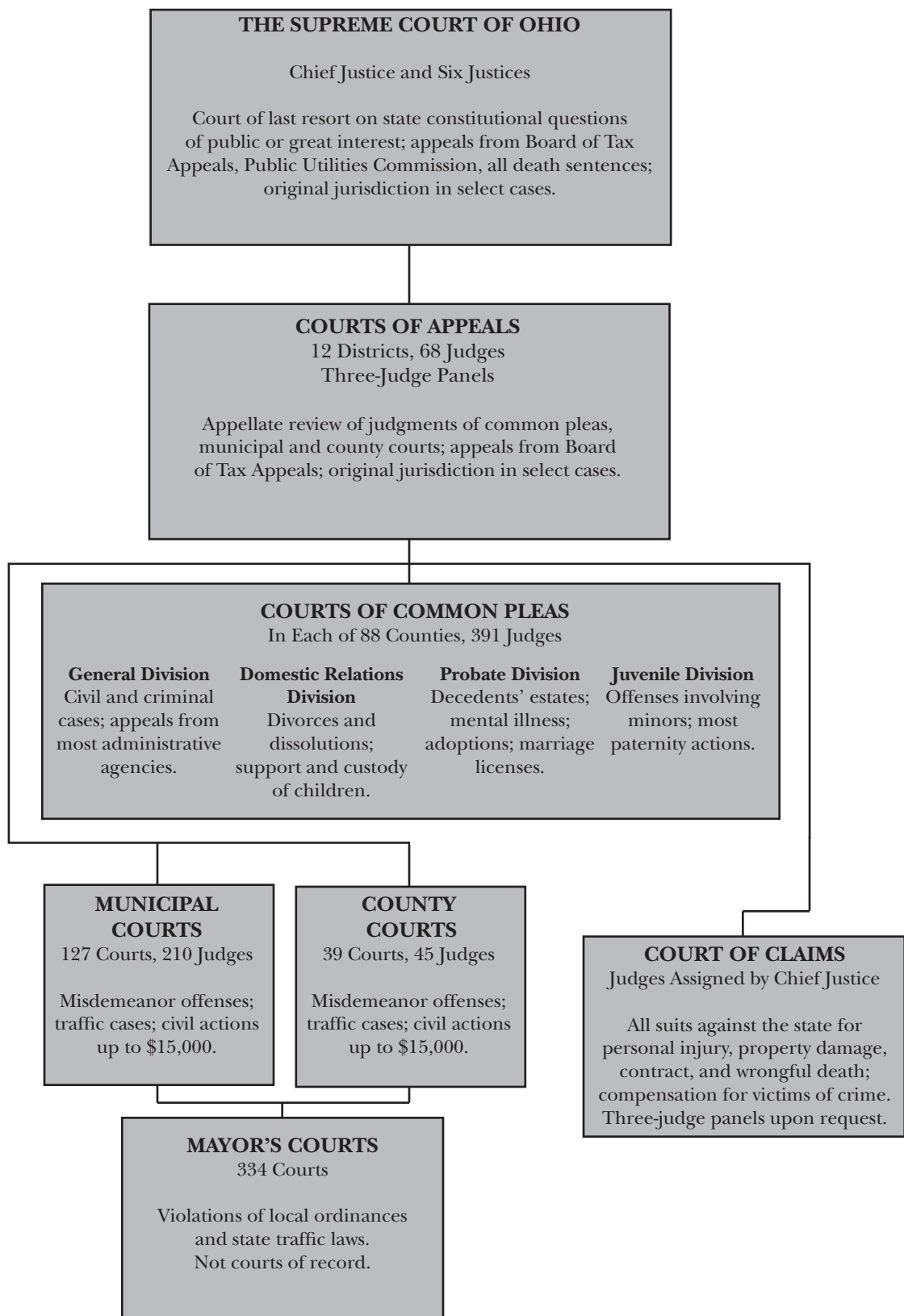
Courts of Common Pleas 277
Municipal and County Courts 280

Section A: Ohio Courts



VAN WERT COUNTY COURTHOUSE
Van Wert

Structure of the Ohio Judicial System 2007



The Supreme Court of Ohio

The Supreme Court of Ohio is established by Article IV, Section 1, of the Ohio Constitution, which provides that “the judicial power of the state is vested in a Supreme Court, Courts of Appeals, Courts of Common Pleas and divisions thereof, and such other courts inferior to the Supreme Court as may from time to time be established by law.”

Article IV, Section 2, of the Constitution sets the size of the court at seven – a chief justice and six justices – and outlines the jurisdiction of the Court.

The Supreme Court is the court of last resort in Ohio. Most of its cases are appeals from the 12 district courts of appeals. The Court may grant leave to appeal criminal cases from the courts of appeals and may direct any court of appeals to certify its record on civil cases that are found to be “cases of public or great interest.”

The Court must accept appeals of cases that originated in the courts of appeals; cases involving the death penalty; cases involving questions arising under the U.S. Constitution or the Ohio Constitution; and cases in which there have been conflicting opinions from two or more courts of appeals. The Court also must accept appeals from such administrative bodies as the Board of Tax Appeals and the Public Utilities Commission.

The Court has original jurisdiction for certain special remedies that permit a person to file an action in the Supreme Court. These extraordinary remedies include writs of habeas corpus (involving the release of persons allegedly unlawfully imprisoned or committed), writs of mandamus and procedendo (ordering a public official to do a required act), writs of prohibition (ordering a lower court to cease an unlawful act), and writs of quo warranto (against a person or corporation for usurpation, misuse or abuse of public office or corporate office or franchise).

The Supreme Court makes rules governing practice and procedure in Ohio’s courts. Procedural rules adopted by the Supreme Court become effective unless both houses of the General Assembly adopt a concurrent resolution of disapproval. The Supreme Court also exercises general superintendence over all state courts through its rule-making authority. The rules of superintendence set minimum standards for court administration. Unlike procedural rules, rules of superintendence do not require General Assembly review or approval to become effective.

The chief justice assigns judges to courts for temporary duty in cases of a court overload, where a judge has been removed from a case because of an affidavit of disqualification, or where a judge has recused himself or herself from a particular case.

The Court has authority over the admission of attorneys to the practice of law in Ohio and may discipline admitted attorneys who violate the rules governing the practice of law.

The chief justice and six justices are elected to six-year terms on a nonpartisan ballot. Two justices are chosen at the general election in even-numbered years. In the year when the chief justice runs, voters pick three members of the Court. A person must be an attorney with at least six years of experience in the practice of law to be elected or appointed to the Court. Appointments are made by the governor for vacancies occurring between elections.

Courts of Appeals

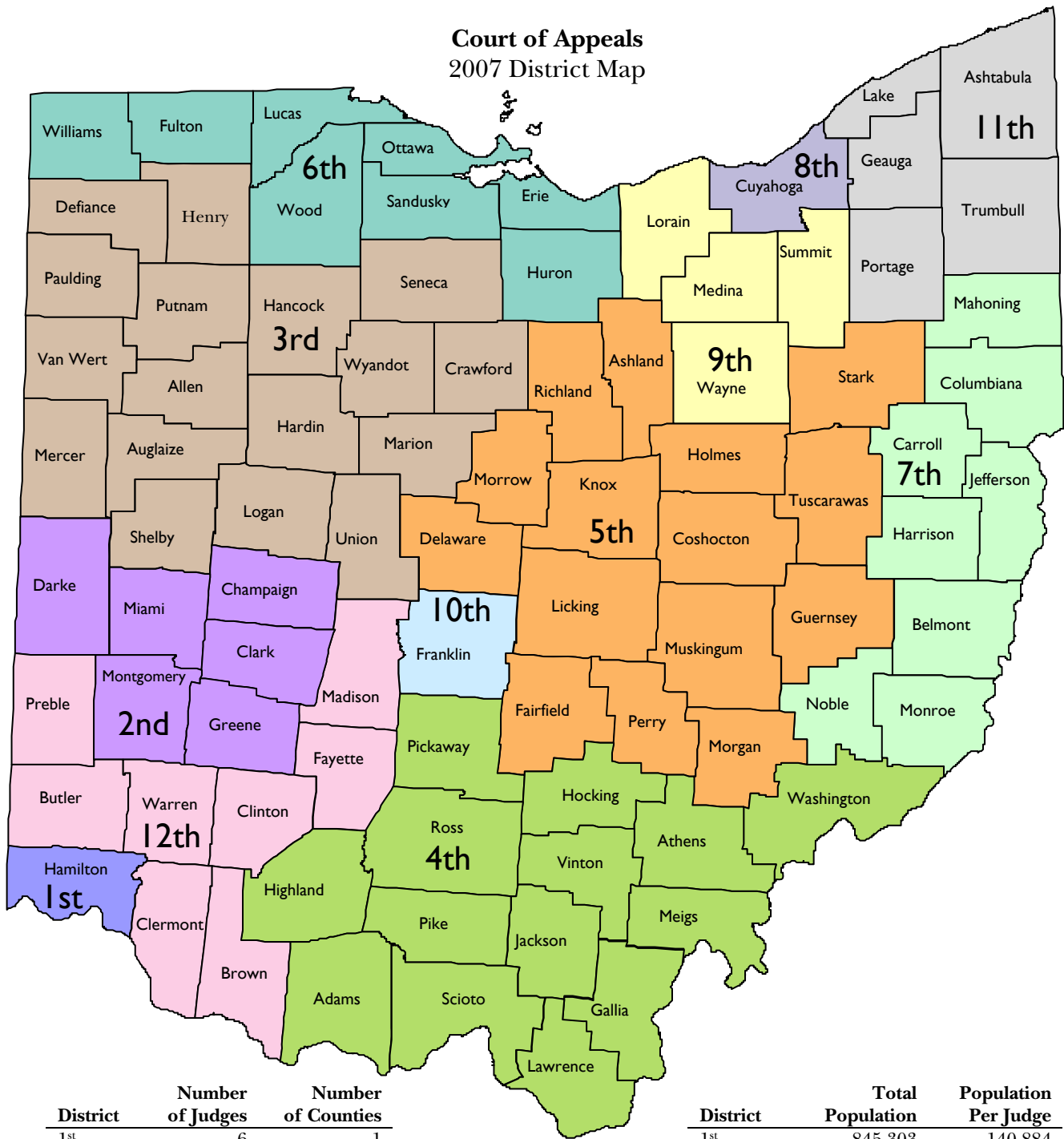
The courts of appeals are established by Article IV, Section 1, of the Ohio Constitution and their jurisdiction is outlined in Article IV, Section 3. As the intermediate level appellate courts, their primary function is to hear appeals from the common pleas, municipal and county courts. Each case is heard and decided by a three-judge panel.

The state is divided into 12 appellate districts, each of which is served by a court of appeals that sits in each of the counties in the district. The number of judges in each district depends on a variety of factors, including the district's population and the court's caseload. Each district has a minimum of three appellate judges. Appeals court judges are elected to six-year terms in even-numbered years. They must have been admitted to the practice of law in Ohio six years preceding commencement of the term.

In addition to their appellate jurisdiction, the courts of appeals have original jurisdiction, as does the Supreme Court, to hear applications for writs of habeas corpus, mandamus, procedendo, prohibition and quo warranto. The 10th District Court of Appeals in Franklin County also hears appeals from the Ohio Court of Claims.

In 2007, there were 68 court of appeals judges. Court of appeals judges are elected in even-numbered years to six-year terms on a nonpartisan ballot. Appellate judges must be attorneys with at least six years of experience in the practice of law. The Governor makes appointments to fill vacancies in courts of appeals occurring between elections.

Court of Appeals 2007 District Map



District	Number of Judges	Number of Counties
1 st	6	1
2 nd	5	6
3 rd	4	17
4 th	4	14
5 th	6	15
6 th	5	8
7 th	4	8
8 th	12	1
9 th	5	4
10 th	8	1
11 th	5	5
12 th	4	8

District	Total Population	Population Per Judge
1 st	845,303	140,884
2 nd	1,042,757	208,551
3 rd	782,234	195,559
4 th	616,789	154,197
5 th	1,364,704	227,451
6 th	899,206	179,841
7 th	587,680	146,920
8 th	1,393,978	116,165
9 th	1,090,222	218,044
10 th	1,068,978	133,622
11 th	798,311	159,662
12 th	862,978	215,745

The Court of Claims

The Court of Claims has statewide, original jurisdiction over all civil actions filed against the state of Ohio. Created by the General Assembly in 1976 by R.C. 2743, the court sits in Franklin County in the Ohio Judicial Center.

Civil actions in the Court of Claims are determined in one of two ways. Actions against the state of \$2,500 or less are determined administratively by the clerk or deputy clerk. Civil actions in excess of \$2,500 are heard and determined by a single judge. A judge of the court also may review and enter final judgment in a civil action determined administratively.

The judges of the Court of Claims sit upon temporary assignment by the Chief Justice of the Supreme Court. Commissioners of the Court of Claims are appointed by the Supreme Court.

Courts of Common Pleas

The court of common pleas, the only trial court created by the Ohio Constitution, is established by Article IV, Section 1, of the Constitution, and its duties are outlined in Article IV, Section 4.

There is a court of common pleas in each of the 88 counties. The courts of common pleas have original jurisdiction in all criminal felony cases and original jurisdiction in all civil cases in which the amount in controversy is more than \$500. Courts of common pleas have appellate jurisdiction over the decisions of some state administrative agencies.

Most courts of common pleas have specialized divisions created by statute to decide cases involving juveniles, the administration of estates and domestic relations matters. Only five courts of common pleas have no specialized divisions: the courts in Adams, Morgan, Morrow, Noble and Wyandot counties.

In 2007, there were 391 common pleas judges in Ohio. Of these, 159 had general jurisdiction only; 73 had general and domestic relations jurisdictions; six had general jurisdiction plus domestic relations, probate and juvenile; 30 had domestic relations jurisdiction only; 12 had domestic relations and juvenile jurisdiction; 20 had juvenile jurisdiction only; 17 had probate jurisdiction only; 63 had probate and juvenile jurisdiction; eight had domestic relations, probate, and juvenile jurisdiction; two had general, domestic relations and probate jurisdiction; and one had general and probate jurisdiction.

Common pleas judges are elected to six-year terms on a nonpartisan ballot. A person must be an attorney with at least six years of experience in the practice of law to be elected or appointed to the court.

Domestic Relations

The domestic relations divisions of the courts of common pleas exist in most counties together with another division. However, Allen, Butler, Clermont, Cuyahoga, Fairfield, Greene, Hamilton, Lake, Licking, Lucas, Mahoning, Medina, Montgomery, Muskingum, Portage, Richland, Scioto, Summit, and Warren counties have separate domestic relations divisions. Domestic relations courts have jurisdiction over all proceedings involving divorce or dissolution of marriages, annulment, legal separation, spousal support and allocation of parental rights and responsibilities for the care of children.

Juvenile Courts

The juvenile divisions of the courts of common pleas exist in most counties together with another division. However, Butler, Cuyahoga, Erie, Greene, Hamilton, Lake, Lucas, Mahoning, Montgomery, Richland, and Summit counties have separate juvenile divisions.

Juvenile courts hear cases involving persons less than 18 years of age charged with acts that would be crimes if committed by an adult. They also hear cases involving unruly, dependent and neglected children. Juvenile courts have jurisdiction in adult cases involving paternity, child abuse, non-support, contributing to the delinquency of minors and the failure to send children to school.

Probate Courts

The Ohio Constitution of 1851 provided that probate courts were to be established as separate independent courts with jurisdiction over the probate of wills and supervision of the administration of estates and guardianships. In 1968, under the Modern Courts Amendment of the Ohio Constitution, the probate courts became divisions of the courts of common pleas. Probate courts also have jurisdiction over the issuance of marriage licenses, adoption proceedings, determination of sanity or mental competency and certain eminent domain proceedings. Probate judges can perform marriages and may charge a fee for the service.

Common Pleas Court Changes in 2007

The Erie County Court of Common Pleas, Domestic Relations and Juvenile Division converted to become the Erie County Court of Common Pleas, Juvenile Division. Accordingly, domestic relations cases began to be heard solely within the previously existing Erie County Court of Common Pleas, General, Domestic Relations, and Probate Division.

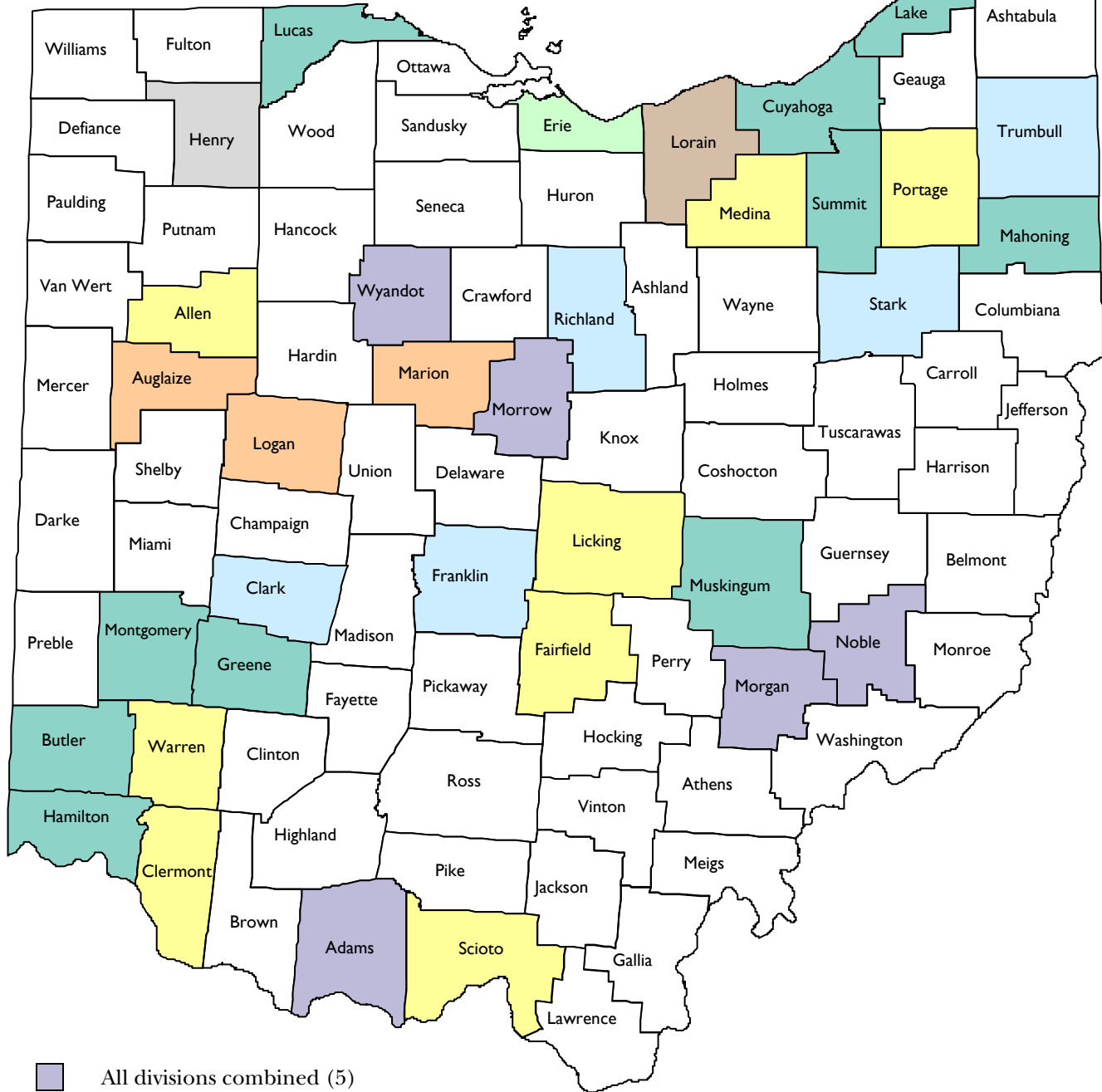
New judgeships were created by adding one additional seat to the Butler Court of Common Pleas, General Division, the Clermont County Court of Common Pleas, General Division, the Lorain County Court of Common Pleas, General Division, and the Morrow County Court of Common Pleas.

Courts of Common Pleas
Jurisdictional Distribution
2007

Court Type	Number of Counties	Number of Judges
General Division Only	27	159
Domestic Relations Division Only	19	30
Probate Division Only*	16	17
Juvenile Division Only	11	20
General and Domestic Relations Divisions	54	73
Domestic Relations and Juvenile Divisions	5	12
Domestic Relations, Probate and Juvenile Divisions*	4	8
Probate and Juvenile Divisions	63	63
General, Domestic Relations and Probate Divisions*	1	2
General and Probate Divisions	1	1
General, Domestic Relations, Probate and Juvenile Divisions	5	6

* The courts of common pleas of Erie and Lorain counties have unique jurisdictional structures. In Erie County, three divisions exist: the first division has jurisdiction over general division, domestic relations, and probate cases; the second division has jurisdiction over juvenile cases; and the third division has jurisdiction over probate cases only. In Lorain County, three divisions exist: the first division has general jurisdiction only; the second division has jurisdiction over domestic relations, juvenile, and probate cases; and the third division has jurisdiction over probate cases only.

Common Pleas Court Jurisdictional Arrangement 2007



Municipal and County Courts

Municipal and county courts are created by the General Assembly as provided in R.C. 1901 and 1907. When municipal courts exercise countywide jurisdiction, no county court is needed. A county court is needed if an area of a county is not served by a municipal court.

The subject-matter jurisdiction of municipal and county courts is nearly identical. Both municipal and county courts have the authority to conduct preliminary hearings in felony cases, and both have jurisdiction over traffic and non-traffic misdemeanors. These courts also have limited civil jurisdiction. Municipal and county courts may hear civil cases in which the amount of money in dispute does not exceed \$15,000.

When justices of the peace were eliminated by Ohio law, municipal and county courts took over their duties. Therefore, judges sitting in these courts, like probate judges, have the authority to perform marriages.

In 2007, there were 127 municipal courts with a total of 210 judges and 39 county courts with a total of 45 judges. Three courts have specialized divisions: Cleveland Municipal Court – Housing Division, Toledo Municipal Court – Housing Division, and Franklin County Municipal Court – Environmental Division.

Municipal court judges and county court judges must be attorneys with at least six years of experience in the practice of law and are elected on a non-partisan judicial ballot. Municipal court judges may serve on either a full- or part-time basis, depending on the specific municipal court to which they are elected. All county court judges serve on a part-time basis. A municipal court judge may have jurisdiction in one or more municipalities, in adjacent townships, or throughout an entire county. Statutes provide for the following 18 part-time municipal courts:

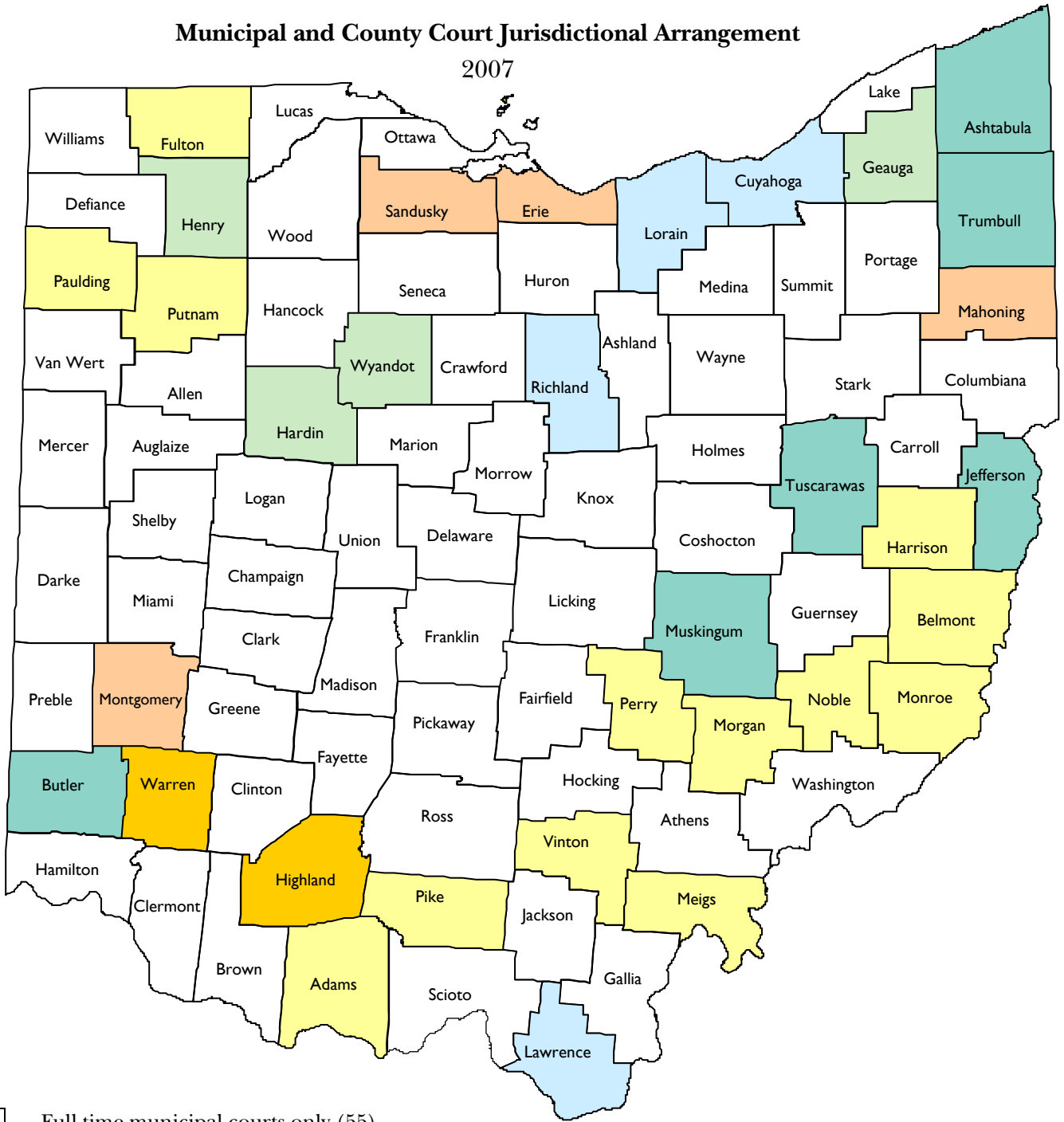
Avon Lake	Lebanon
Bellevue	Lyndhurst
Campbell	Mason
Chardon	Miamisburg
Franklin	Oakwood
Hardin County	Shelby
Hillsboro	Struthers
Huron	Upper Sandusky
Lawrence County	Vermilion

Municipal and County Court Changes in 2007

The Carroll County Court and the Holmes County Court converted to full-time status and became the Carroll County Municipal Court and the Holmes County Municipal Court, respectively. The judgeship in the Marysville Municipal Court converted from part-time status to full-time status.

Municipal and County Court Jurisdictional Arrangement

2007



- Full-time municipal courts only (55)
- Part-time municipal courts only (4)
- County courts only (13)
- Full-time municipal and county courts (6)
- Full-time municipal and part-time municipal courts (4)
- Full-time municipal, part-time municipal, and county courts (4)
- Part-time municipal and county courts (2)

Mayor's Courts

In general, Ohio law allows mayors of municipal corporations populated by more than 100 people to conduct mayor's court where there is no municipal court. These courts hear only cases involving violations of local ordinances and state traffic laws.

Mayor's courts are not courts of record, but must file statistics quarterly and register annually with the Supreme Court. Additionally, at the request of the General Assembly, the Supreme Court adopted rules providing for court procedures and basic legal education for mayors. Mayors whose courts hear alcohol- and drug-related traffic offenses have additional educational requirements.

A mayor is not required to be a lawyer, but may appoint an attorney who has engaged in the practice of law for three years to hear cases in mayor's court.

For the reporting year 2007, there were 334 mayor's courts in operation that registered with the Supreme Court of Ohio.

A person convicted in a mayor's court may appeal the conviction to the municipal or county court having jurisdiction within the municipal corporation.

Mayor's court caseload statistics are published in a separate report.

All Ohio Courts
Total New Cases Filed
2003 – 2007

Court	2003	2004	2005	2006	2007
Supreme Court	2,237	2,178	2,444	2,407	2,459
Courts of Appeals	10,905	10,713	11,477	11,208	10,512
Court of Claims	1,134	1,024	1,138	734	878
Courts of Common Pleas					
General Division	211,376	216,020	229,352	247,482	261,678
Domestic Relations Division	79,527	80,389	77,888	76,844	74,157
Probate Division	95,338	94,996	93,708	91,611	87,993
Juvenile Division	264,897	254,506	253,245	259,326	247,313
Municipal Courts	2,426,523	2,211,078	2,265,931	2,310,521	2,309,566
County Courts	256,045	206,457	204,019	214,329	208,645
All Courts Combined	3,347,982	3,077,361	3,139,202	3,214,462	3,203,201

Section B: Supreme Court of Ohio



OHIO JUDICIAL CENTER
Columbus

Supreme Court of Ohio
Cases Filed in 2007

Jurisdictional Appeals

Claimed Appeals of Right	17
Discretionary Appeals (Non-felony)	925
Discretionary Appeals (Felony)	897
Death Penalty Postconviction Appeals	10
Appeals Involving Termination of Parental Rights/Adoption	16
Appeals from App.R. 26(B) Applications (Murnahan Appeals)	62
Total	1,927

Merit Cases

Original Actions	145
Habeas Corpus Cases	45
Direct Appeals (Cases Originating in Court of Appeals)	119
Certified Conflicts	49
Appeals from Board of Tax Appeals	30
Appeals from Public Utilities Commission	6
Death Penalty Cases ¹	9
Certified Questions of State Law	2
Appeals from App.R. 26(B) Applications in Death Penalty Cases	3
Appeals of Election Contests under R.C. 3515.15	1
Other Merit Cases	1
Total	410

Practice of Law Cases²

Disciplinary Cases	107
Bar Admissions Cases	11
Unauthorized Practice of Law Cases	4
Total	122

Total Number of Cases Filed **2,459**

¹ Eight of the death penalty cases filed in 2007 were appeals from the courts of common pleas in which the death penalty was imposed for an offense committed on or after January 1, 1995. The other death penalty case filed involved an appeal from a court of appeals for a capital offense committed prior to January 1, 1995.

² See page 14 for a breakdown of cases relating to the practice of law that were filed in 2007.

Supreme Court of Ohio
Cases Relating to the Practice of Law
Detail of Cases Filed in 2007

Disciplinary Cases

Cases on Report of Board	58
Consent to Discipline Matters	10
Cases upon Felony Conviction	7
Cases upon Default of Child Support Order	3
Cases on Motion for Interim Remedial Suspension	2
Miscellaneous Disciplinary Matter	1
Attorney Resignation Matters	21
Reciprocal Discipline Cases	3
Judge Disciplinary Cases under Gov.Bar R. V	2
Total	107

Bar Admissions Cases

Bar Admissions/Character and Fitness Cases	11
--	----

Unauthorized Practice of Law Cases

Unauthorized Practice of Law Cases/On Report of Board	4
---	---

Jurisdictional Appeals Accepted for Review
in 2007

Discretionary Appeals (Non-felony) ¹	113
Discretionary Appeals (Felony) ¹	61
Appeals Involving Termination of Parental Rights/Adoption	1
Appeals from App.R. 26(B) Applications (Murnahan Appeals)	1
Total Number of Appeals Accepted for Review	176

¹ This category includes cases in which the appellant sought jurisdiction as both a discretionary appeal and a claimed appeal of right.

Supreme Court of Ohio
Final Dispositions in 2007

Jurisdictional Appeals (Jurisdiction Declined, Leave to Appeal Denied and/or Appeal Dismissed)

Claimed Appeals of Right	10
Discretionary Appeals (Non-felony) ¹	809
Discretionary Appeals (Felony) ¹	751
Death Penalty Postconviction Appeals	11
Appeals Involving Termination of Parental Rights/Adoption	12
Appeals from App.R. 26(B) Applications (Murnahan Appeals)	54
Total	1,647

Merit Cases

Original Actions	143
Habeas Corpus Cases	51
Direct Appeals (Cases Originating in Court of Appeals)	114
Certified Conflicts	60
Certified Conflicts Involving Termination of Parental Rights/Adoption	3
Appeals from Board of Tax Appeals	26
Appeals from Public Utilities Commission	11
Death Penalty Cases ²	4
Jurisdictional Appeals Accepted for Review	195
Certified Questions of State Law	2
Appeals from App.R. 26(B) Applications in Death Penalty Cases	2
Other Merit Cases	1
Total	612

Practice of Law Cases³

Disciplinary Cases	114
Bar Admissions Cases	9
Unauthorized Practice of Law Cases	4
Total	127

Total Number of Final Dispositions **2,386**

¹ This category includes cases in which the appellant sought jurisdiction as both a discretionary appeal and a claimed appeal of right.

² Included in this category are three cases involving appeals from the courts of common pleas in which the death penalty was imposed for an offense committed on or after January 1, 1995, and one case involving an appeal from a court of appeals for a capital offense committed prior to January 1, 1995.

³ See pages 16 and 17 for the types of final dispositions entered in cases relating to the practice of law.

Supreme Court of Ohio
Cases Relating to the Practice of Law
Detail of Final Dispositions in 2007

Disciplinary Cases/On Report of Board [Gov.Bar R. V(8)]

Public Reprimand	3
Definite Suspension	35
Indefinite Suspension	15
Interim Suspension	1
Disbarment	8
Total	62

Disciplinary Cases/Felony Conviction [Gov.Bar R. V(5)]

Interim Suspension	8
--------------------	---

Disciplinary Cases/Default of Child Support Order [Gov.Bar R. V(5)]

Interim Suspension	3
--------------------	---

Disciplinary Cases/Interim Remedial Suspension [Gov.Bar R. V(5a)]

Interim Suspension	2
--------------------	---

**Disciplinary Cases/Consent to Discipline Matters
[Gov. Bar R. V(11)(A)(3)(c); BCGD Proc. Reg. Sec. 11]**

Case Dismissed	1
Attorney Publicly Reprimanded	3
Attorney Suspended for a Term	3
Total	7

Miscellaneous Disciplinary Matter

Found in Contempt and Suspended	1
---------------------------------	---

Attorney Resignation Cases [Gov.Bar R. V(11)(G)]

Withdrawn	1
Resignation Accepted	8
Resignation Accepted; Disciplinary Action Pending	14
Total	23

Supreme Court of Ohio
Cases Relating to the Practice of Law
Detail of Final Dispositions in 2007

Reciprocal Discipline Cases [Gov.Bar R. V(11)(F)]

Public Reprimand	2
Indefinite Suspension	1
Definite Suspension	1
Disbarment	1
Total	5

Judge Disciplinary Cases on Report of Board [Gov.Bar R. V(8)]

Definite Suspension	2
Indefinite Suspension	1
Total	3

Total Disciplinary Case Dispositions **114**

Bar Admissions/Character and Fitness Cases [Gov.Bar R. I(12)]

Applicant Disapproved; May Reapply	9
------------------------------------	---

**Unauthorized Practice of Law Cases/On Report of Board
[Gov.Bar R. VII]**

Respondent Enjoined from Actions Constituting the Unauthorized Practice of Law	1
Respondent Enjoined from Actions Constituting the Unauthorized Practice of Law and Civil Penalty Imposed	2
Case Dismissed; Actions Do Not Constitute the Unauthorized Practice of Law	1
Total	4

Supreme Court of Ohio
Cases Pending as of January 1, 2008

Jurisdictional Appeals and Merit Cases

Jurisdictional Appeals	533
Jurisdictional Appeals Accepted for Review	143
Original Actions	27
Habeas Corpus Cases	6
Direct Appeals (Cases Originating in Court of Appeals)	72
Certified Conflicts	47
Appeals from Board of Tax Appeals	28
Appeals from Public Utilities Commission	5
Death Penalty Cases ¹	18
Certified Questions of State Law	4
Appeals from App.R. 26(B) Applications in Death Penalty Cases	2
Appeal of Contest of Election under R.C. 3515.15	1
Total	886

Disciplinary Cases

Cases on Report of Board	28
Consent to Discipline Matter	4
Attorney Resignation Cases	4
Total	36

Bar Admissions Cases

Bar Admissions/Character and Fitness Cases	3
--	---


Unauthorized Practice of Law Cases

Unauthorized Practice of Law Cases/On Report of Board	1
Unauthorized Practice of Law Cases/On Motion for Interim Cease and Desist Order	1
Total	2

Total Number of Cases Pending **927**

¹ Included in this category are 17 cases involving appeals from the courts of common pleas in which the death penalty was imposed for an offense committed on or after January 1, 1995. The remaining case is an appeal from a court of appeals for a capital offense committed prior to January 1, 1995.

Section C: Courts of Appeals

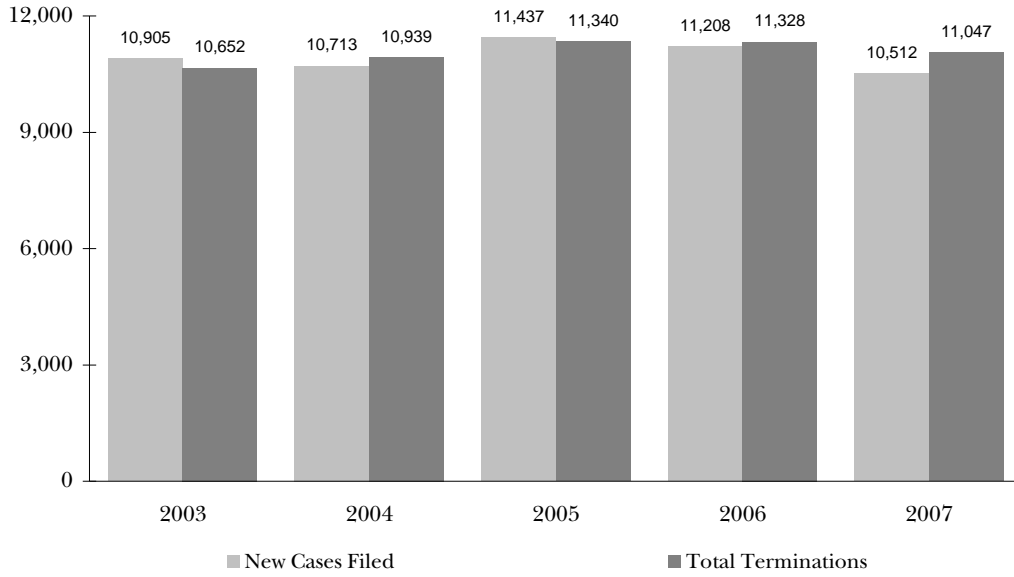


7TH DISTRICT COURT OF APPEALS
Youngstown

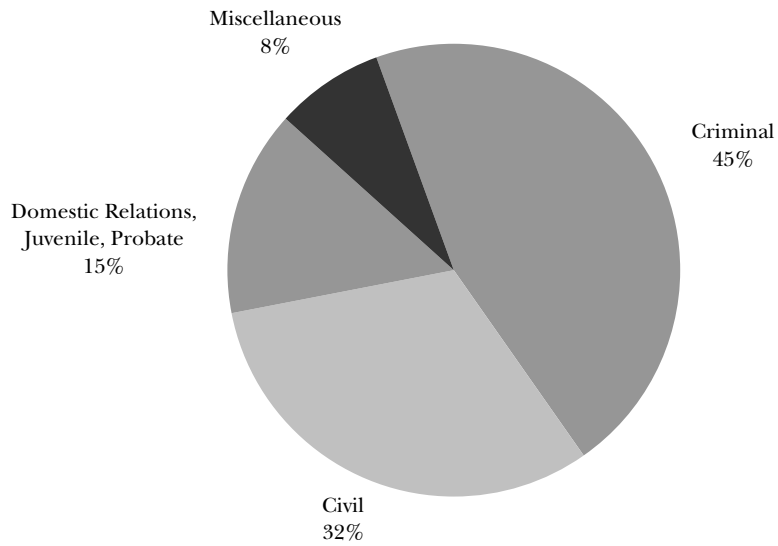
Courts of Appeals
Overall Caseloads
2007

	Number of Judges	Cases Pending January 1	New Cases Filed	Transferred in or Reactivated	Total Cases	Terminated by				Total Terminations	Cases Pending December 31
						Decision or Opinion	Dismissal	Bankruptcy Stay	Other Terminations		
First District	6	778	907	24	1,709	753	302	0	0	1,055	654
Second District	5	801	935	15	1,751	709	267	3	10	989	762
Third District	4	308	564	17	889	403	232	2	1	638	251
Fourth District	4	294	467	15	776	384	92	1	3	480	296
Fifth District	6	761	1,139	45	1,945	812	366	6	3	1,187	758
Sixth District	5	536	759	11	1,306	534	271	0	16	821	485
Seventh District	4	368	421	1	790	304	115	1	0	420	370
Eighth District	12	1,068	1,684	60	2,812	1,031	529	8	130	1,698	1,114
Ninth District	5	476	926	40	1,442	496	462	3	0	961	481
Tenth District	8	938	1,332	8	2,278	969	375	3	0	1,347	931
Eleventh District	5	460	614	27	1,101	595	147	0	3	745	356
Twelfth District	4	638	764	12	1,414	479	227	0	0	706	708
Statewide	68	7,426	10,512	275	18,213	7,469	3,385	27	166	11,047	7,166

Courts of Appeals
All Case Types
2003 - 2007



Courts of Appeals
New Cases Filed Comparison
2007



**Courts of Appeals
Criminal Caseloads
2007**

	Number of Judges	Cases Pending January 1	New Cases Filed	Transferred in or Reactivated	Total Cases	Terminated by				Total Terminations	Cases Pending December 31
						Decision or Opinion	Dismissal	Bankruptcy Stay	Other Terminations		
First District	6	509	578	13	1,100	505	156	0	0	661	439
Second District	5	506	520	7	1,033	425	127	0	3	555	478
Third District	4	179	286	4	469	234	118	0	0	352	117
Fourth District	4	160	210	5	375	202	39	0	1	242	133
Fifth District	6	376	528	29	933	404	164	0	2	570	363
Sixth District	5	286	357	2	645	256	110	0	0	366	279
Seventh District	4	165	194	1	360	138	37	0	0	175	185
Eighth District	12	549	761	22	1,332	515	228	0	4	747	585
Ninth District	5	234	374	26	634	218	198	0	0	416	218
Tenth District	8	223	356	4	583	359	57	0	0	416	167
Eleventh District	5	221	250	16	487	288	37	0	0	325	162
Twelfth District	4	254	393	12	659	276	93	0	0	369	290
Statewide	68	3,662	4,807	141	8,610	3,820	1,364	0	10	5,194	3,416

Courts of Appeals
Civil Caseloads
2007

	Number of Judges	Cases Pending January 1	New Cases Filed	Transferred in or Reactivated	Total Cases	Terminated by				Total Terminations	Cases Pending December 31
						Decision or Opinion	Dismissal	Bankruptcy Stay	Other Terminations		
First District	6	197	218	9	424	181	82	0	0	263	161
Second District	5	187	231	2	420	163	88	3	0	254	166
Third District	4	57	140	9	206	77	60	2	1	140	66
Fourth District	4	88	126	6	220	95	30	1	0	126	94
Fifth District	6	196	292	10	498	183	113	6	0	302	196
Sixth District	5	146	240	6	392	157	103	0	13	273	119
Seventh District	4	138	158	0	296	101	60	1	0	162	134
Eighth District	12	393	668	33	1,094	358	215	7	111	691	403
Ninth District	5	173	351	12	536	187	176	3	0	366	170
Tenth District	8	407	538	3	948	244	166	3	0	413	535
Eleventh District	5	124	205	7	336	169	58	0	0	227	109
Twelfth District	4	287	168	0	455	97	64	0	0	161	294
Statewide	68	2,393	3,335	97	5,825	2,012	1,215	26	125	3,378	2,447

Courts of Appeals
Miscellaneous Matter Caseloads
2007

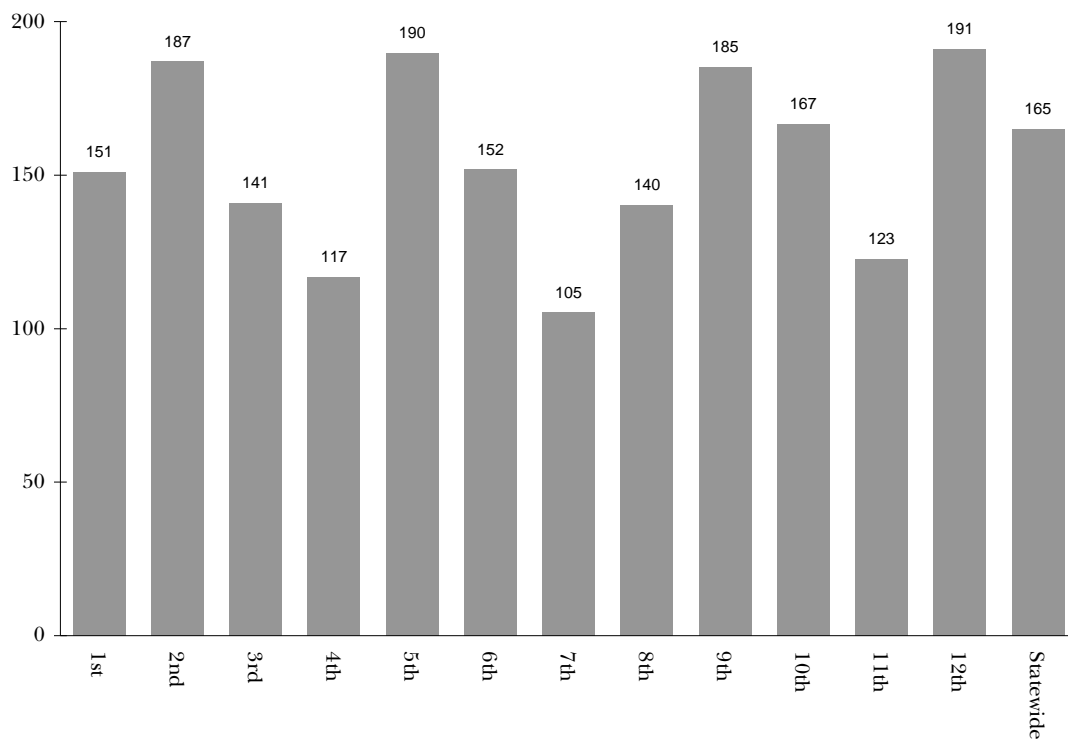
	Number of Judges	Cases Pending January 1	New Cases Filed	Transferred in or Reactivated	Total Cases	Terminated by				Total Terminations	Cases Pending December 31
						Decision or Opinion	Dismissal	Bankruptcy Stay	Other Terminations		
First District	6	15	35	0	50	14	24	0	0	38	12
Second District	5	8	43	0	51	26	12	0	0	38	13
Third District	4	6	31	2	39	8	17	0	0	25	14
Fourth District	4	6	28	1	35	24	1	0	0	25	10
Fifth District	6	35	84	1	120	40	26	0	1	67	53
Sixth District	5	17	44	0	61	37	5	0	0	42	19
Seventh District	4	13	21	0	34	25	2	0	0	27	7
Eighth District	12	24	137	1	162	85	33	0	2	120	42
Ninth District	5	6	35	0	41	0	28	0	0	28	13
Tenth District	8	228	287	0	515	266	87	0	0	353	162
Eleventh District	5	33	34	0	67	41	7	0	3	51	16
Twelfth District	4	9	53	0	62	6	29	0	0	35	27
Statewide	68	400	832	5	1,237	572	271	0	6	849	388

Miscellaneous matters include habeas corpus, original actions, administrative appeals, and appeals from the Court of Claims.

Courts of Appeals
 Domestic Relations, Juvenile, and Probate Appeals
 2007

	Number of Judges	Cases Pending January 1	New Cases Filed	Transferred in or Reactivated	Total Cases	Terminated by				Total Terminations	Cases Pending December 31
						Decision or Opinion	Dismissal	Bankruptcy Stay	Other Terminations		
First District	6	57	76	2	135	53	40	0	0	93	42
Second District	5	100	141	6	247	95	40	0	7	142	105
Third District	4	66	107	2	175	84	37	0	0	121	54
Fourth District	4	40	103	3	146	63	22	0	2	87	59
Fifth District	6	154	235	5	394	185	63	0	0	248	146
Sixth District	5	87	118	3	208	84	53	0	3	140	68
Seventh District	4	52	48	0	100	40	16	0	0	56	44
Eighth District	12	102	118	4	224	73	53	1	13	140	84
Ninth District	5	63	166	2	231	91	60	0	0	151	80
Tenth District	8	80	151	1	232	100	65	0	0	165	67
Eleventh District	5	82	125	4	211	97	45	0	0	142	69
Twelfth District	4	88	150	0	238	100	41	0	0	141	97
Statewide	68	971	1,538	32	2,541	1,065	535	1	25	1,626	915

Courts of Appeals
Average New Cases Per Judge
2007





Section D: Court of Claims



OHIO COURT OF CLAIMS
Ohio Judicial Center, Columbus

Court of Claims
Overall Caseload
2007

Judicial Cases and Administrative Determinations

	Judicial	Administrative	Total
Cases Pending January 1	537	126	663
Cases Filed	376	502	878
Total Terminations	356	472	828
Cases Pending December 31	561	187	748

Victims of Crime Claims

	Panel Commissioners
Objections Pending January 1	82
Objections Filed	83
Objections Terminated	125
Objections Pending December 31	40
	Judicial Reviews
	15



Section E: Courts of Common Pleas
GENERAL DIVISION



LUCAS COUNTY COURTHOUSE
Toledo

Courts of Common Pleas – General Division
 Composite Report for the Entire State
 2007

	Professional Tort	Product Liability	Other Torts	Workers' Compensation	Foreclosures	Administrative Appeals	Complex Litigation	Other Civil	Criminal	Total
Cases Pending Beginning of Year	1,911	372	20,002	6,939	35,001	893	97	29,148	29,007	123,370
New Cases Filed	1,483	320	19,480	8,365	83,230	1,192	X	65,823	81,785	261,678
Transferred in, Reactivated or Redesignated Cases	381	58	2,480	1,072	8,344	152	84	3,622	16,602	32,795
Total Cases	3,775	750	41,962	16,376	126,575	2,237	181	98,593	127,394	417,843
Cases Terminated By:										
Jury Trial	132	5	646	70	10	0	2	264	1,878	3,007
Court Trial	4	1	119	35	702	37	9	1,031	921	2,859
Settled or Dismissed Prior to Trial	363	110	6,948	2,903	2,955	142	24	7,112	1,351	21,908
Dismissal	839	138	8,811	3,791	12,893	318	20	14,057	5,322	46,189
Dismissal: Lack of Speedy Trial (CR) or Want of Prosecution (CV)	109	12	957	466	1,942	44	1	2,275	84	5,890
Magistrate	5	3	661	15	21,374	121	1	4,559	X	26,739
Diversion or Arbitration	15	7	382	98	152	0	0	933	3,910	5,497
Guilty/No Contest to Original Charge (CR) or Default (CV)	16	6	1,272	46	41,133	17	3	19,807	37,118	99,418
Guilty/No Contest to Reduced Charge	X	X	X	X	X	X	X	X	28,056	28,056
Unavailability of Accused	1	1	6	1	17	26	1	27	9,661	9,741
Transferred Out	233	61	1,650	1,001	1,762	90	7	2,306	7,987	15,097
Referred to Private Judge	0	0	2	0	7	0	1	8	X	18
Bankruptcy Stay or Interlocutory Appeal	31	10	305	21	3,922	12	11	1,953	89	6,354
All Other Terminations	284	54	1,559	493	7,442	547	13	10,854	3,402	24,648
Total Terminations	2,032	408	23,318	8,940	94,311	1,354	93	65,186	99,779	295,421
Cases Pending End of Year	1,743	342	18,644	7,436	32,264	883	88	33,407	27,615	122,422
Time Guideline (Months)	24	24	24	12	12	9	36	24	6	X
Cases Pending End of Year Beyond Time Guideline	188	23	764	921	1,797	232	9	1,192	4,198	9,324

Note: "X" indicates data not applicable

Courts of Common Pleas – General Division
Overall Caseloads
2007

County	Judges	----- Population -----		New Filings, Transfers, ----- and Reactivations -----			----- Terminations -----			Clearance Rate
		Total	Per Judge	Total	Per Judge	Per 1,000 Population	Total	Per Judge	Per 1,000 Population	
The judges of the following counties have general division jurisdiction exclusively										
Allen	2	108,473	54,237	1,906	953	18	1,973	987	18	104%
Auglaize	1	46,611	46,611	565	565	12	589	589	13	104%
Butler	7	332,807	47,544	9,562	1,366	29	9,274	1,325	28	97%
Clark	3	144,742	48,247	3,212	1,071	22	3,174	1,058	22	99%
Clermont	4	177,977	44,494	4,181	1,045	23	4,280	1,070	24	102%
Cuyahoga	34	1,393,978	40,999	57,092	1,679	41	58,719	1,727	42	103%
Fairfield	2	122,759	61,380	2,214	1,107	18	2,221	1,111	18	100%
Franklin	17	1,068,978	62,881	33,431	1,967	31	33,385	1,964	31	100%
Greene	2	147,886	73,943	2,276	1,138	15	2,221	1,111	15	98%
Hamilton	16	845,303	52,831	25,329	1,583	30	25,526	1,595	30	101%
Lake	4	227,511	56,878	4,944	1,236	22	4,662	1,166	20	94%
Licking	2	145,491	72,746	3,295	1,648	23	3,152	1,576	22	96%
Logan	1	46,005	46,005	839	839	18	837	837	18	100%
Lorain	6	284,664	47,444	9,283	1,547	33	8,196	1,366	29	88%
Lucas	10	455,054	45,505	10,689	1,069	23	10,731	1,073	24	100%
Mahoning	5	257,555	51,511	7,365	1,473	29	7,719	1,544	30	105%
Marion	2	66,217	33,109	1,793	897	27	1,878	939	28	105%
Medina	2	151,095	75,548	2,912	1,456	19	2,813	1,407	19	97%
Montgomery	11	559,062	50,824	18,017	1,638	32	17,904	1,628	32	99%
Muskingum	2	84,585	42,293	1,393	697	16	1,335	668	16	96%
Portage	2	152,061	76,031	2,703	1,352	18	2,394	1,197	16	89%
Richland	2	128,852	64,426	3,235	1,618	25	3,147	1,574	24	97%
Scioto	2	79,195	39,598	2,376	1,188	30	2,495	1,248	32	105%
Stark	5	378,098	75,620	7,714	1,543	20	7,754	1,551	21	101%
Summit	8	542,899	67,862	15,534	1,942	29	15,724	1,966	29	101%
Trumbull	4	225,116	56,279	4,557	1,139	20	5,089	1,272	23	112%
Warren	3	158,383	52,794	3,859	1,286	24	3,603	1,201	23	93%
The judges of the following counties also have domestic relations division jurisdiction										
Ashland	1	52,523	52,523	663	663	13	637	637	12	96%
Ashtabula	3	102,728	34,243	2,128	709	21	2,251	750	22	106%
Athens	2	62,223	31,112	1,384	692	22	1,247	624	20	90%
Belmont	2	70,226	35,113	1,011	506	14	984	492	14	97%
Brown	1	42,285	42,285	1,141	1,141	27	1,062	1,062	25	93%
Carroll	1	28,836	28,836	393	393	14	363	363	13	92%
Champaign	1	38,890	38,890	860	860	22	869	869	22	101%
Clinton	1	40,543	40,543	1,015	1,015	25	1,029	1,029	25	101%
Columbiana	2	112,075	56,038	1,803	902	16	1,794	897	16	100%
Coshocton	1	36,655	36,655	904	904	25	917	917	25	101%
Crawford	1	46,966	46,966	810	810	17	721	721	15	89%
Darke	1	53,309	53,309	665	665	12	759	759	14	114%
Defiance	1	39,500	39,500	857	857	22	800	800	20	93%
Delaware	2	109,989	54,995	2,574	1,287	23	2,495	1,248	23	97%
Fayette	1	28,433	28,433	619	619	22	648	648	23	105%
Fulton	1	42,084	42,084	588	588	14	566	566	13	96%
Gallia	1	31,069	31,069	501	501	16	499	499	16	100%
Geauga	2	90,895	45,448	1,379	690	15	1,391	696	15	101%
Guernsey	1	40,792	40,792	674	674	17	633	633	16	94%

Courts of Common Pleas – General Division

Overall Caseloads

2007

County	Judges	----- Population -----		New Filings, Transfers, ----- and Reactivations -----			----- Terminations -----			Clearance Rate
		Total	Per Judge	Total	Per Judge	Per 1,000 Population	Total	Per Judge	Per 1,000 Population	
Hancock	2	71,295	35,648	1,236	618	17	1,286	643	18	104%
Hardin	1	31,945	31,945	508	508	16	521	521	16	103%
Harrison	1	15,856	15,856	244	244	15	217	217	14	89%
Highland	1	40,875	40,875	878	878	21	860	860	21	98%
Hocking	1	28,241	28,241	624	624	22	605	605	21	97%
Holmes	1	38,943	38,943	504	504	13	511	511	13	101%
Huron	1	59,487	59,487	1,049	1,049	18	968	968	16	92%
Jackson	1	32,641	32,641	587	587	18	542	542	17	92%
Jefferson	2	73,894	36,947	946	473	13	911	456	12	96%
Knox	1	54,500	54,500	948	948	17	859	859	16	91%
Lawrence	2	62,319	31,160	1,262	631	20	1,202	601	19	95%
Madison	1	40,213	40,213	650	650	16	655	655	16	101%
Meigs	1	23,072	23,072	276	276	12	284	284	12	103%
Mercer	1	40,924	40,924	385	385	9	384	384	9	100%
Miami	2	98,868	49,434	1,512	756	15	1,495	748	15	99%
Monroe	1	15,180	15,180	172	172	11	189	189	12	110%
Ottawa	1	40,985	40,985	873	873	21	1,033	1,033	25	118%
Paulding	1	20,293	20,293	458	458	23	476	476	23	104%
Perry	1	34,078	34,078	467	467	14	472	472	14	101%
Pickaway	1	52,727	52,727	929	929	18	941	941	18	101%
Pike	1	27,695	27,695	680	680	25	702	702	25	103%
Preble	1	42,337	42,337	841	841	20	837	837	20	100%
Putnam	1	34,726	34,726	276	276	8	265	265	8	96%
Ross	2	73,345	36,673	1,367	684	19	1,254	627	17	92%
Sandusky	2	61,792	30,896	961	481	16	1,024	512	17	107%
Seneca	2	58,683	29,342	986	493	17	931	466	16	94%
Shelby	1	47,910	47,910	791	791	17	756	756	16	96%
Tuscarawas	2	90,914	45,457	1,481	741	16	1,471	736	16	99%
Union	1	40,909	40,909	806	806	20	833	833	20	103%
Van Wert	1	29,659	29,659	958	958	32	1,003	1,003	34	105%
Vinton	1	12,806	12,806	282	282	22	309	309	24	110%
Washington	2	63,251	31,626	1,522	761	24	1,546	773	24	102%
Wayne	2	111,564	55,782	1,593	797	14	1,611	806	14	101%
Williams	1	39,188	39,188	569	569	15	558	558	14	98%
Wood	3	121,065	40,355	1,725	575	14	1,657	552	14	96%
The judge of the following county also has probate division jurisdiction										
Henry	1	29,210	29,210	307	307	11	291	291	10	95%
The judges of the following counties also have domestic relations, probate, and juvenile division jurisdiction										
Adams	1	27,330	27,330	579	579	21	541	541	20	93%
Morgan	1	14,897	14,897	219	219	15	216	216	14	99%
Morrow	2	31,628	15,814	1,056	528	33	963	482	30	91%
Noble	1	14,058	14,058	187	187	13	165	165	12	88%
Wyandot	1	22,908	22,908	433	433	19	426	426	19	98%
The judges of the following county also have domestic relations and probate division jurisdiction										
Erie	2	79,551	39,776	2,101	1,051	26	3,191	1,596	40	152%
Statewide	241	11,353,140	47,108	294,473	1,222	26	295,421	1,226	26	100%

All population figures based on 2000 U.S. Census

Courts of Common Pleas – General Division

Overall Terminations

2007

County	Jury Trial	Court Trial	Settled or Dismissed Pre Trial	Dismissal	Lack of Speedy Trial (CR)/ Want of Prosecution (CV)	Magistrate	Diversion or Arbitration	Guilty/ No Contest Plea to Original Charge (CR)/Default (CV)	Unavailability of Party	Transferred Out	Bankruptcy Stay/Interlocutory Appeal	Other Terminations	Total Terminations
The judges of the following counties have general division jurisdiction exclusively													
Allen	14	20	187	423	42	0	13	307	8	21	37	686	1,973
Auglaize	8	21	46	87	5	0	3	197	23	8	8	73	589
Butler	101	28	750	1,163	33	1	27	3,366	528	870	186	1,300	9,274
Clark	41	4	596	471	23	0	1	894	205	60	67	170	3,174
Clermont	39	49	322	803	16	351	116	1,237	145	424	82	438	4,280
Cuyahoga	704	448	164	11,422	0	16,941	1,268	15,915	1,709	3,056	454	2,966	58,719
Fairfield	18	12	161	462	9	10	59	1,076	116	31	71	150	2,221
Franklin	232	90	2,217	5,164	413	1,141	358	10,493	1,245	2,731	880	1,794	33,385
Greene	18	4	69	377	19	97	80	937	37	30	65	70	2,221
Hamilton	169	209	660	3,019	2,149	5,780	333	2,723	1,044	3,236	344	1,618	25,526
Lake	77	23	653	606	337	131	95	1,633	85	124	143	516	4,662
Licking	51	10	197	458	26	76	17	1,726	32	85	88	363	3,152
Logan	5	4	99	156	1	47	28	278	21	2	26	72	837
Lorain	46	44	990	1,108	15	76	65	3,877	383	333	342	628	8,196
Lucas	113	41	1,202	1,878	147	0	31	3,761	171	148	272	1,590	10,731
Mahoning	55	12	816	1,685	0	424	208	3,380	286	426	222	176	7,719
Marion	20	160	201	255	65	0	21	624	50	43	22	152	1,878
Medina	44	3	958	334	14	76	73	850	50	67	93	147	2,813
Montgomery	178	14	806	3,154	799	714	1,193	8,946	507	322	424	847	17,904
Muskingum	18	4	255	103	2	0	3	775	6	42	32	76	1,335
Portage	22	5	410	271	97	14	5	952	31	88	28	181	2,394
Richland	68	4	427	181	122	137	89	1,305	139	50	67	239	3,147
Scioto	23	6	62	463	5	0	11	952	131	126	31	372	2,495
Stark	125	20	1,028	392	349	6	273	3,883	140	477	304	610	7,754
Summit	252	66	1,303	2,072	175	161	296	5,562	896	646	514	1,093	15,724
Trumbull	43	737	1,393	388	0	11	25	1,407	60	167	163	397	5,089
Warren	43	31	373	679	0	0	0	1,053	111	20	44	745	3,603
The judges of the following counties also have domestic relations division jurisdiction													
Ashland	3	1	1	158	0	44	10	83	0	17	11	238	637
Ashtabula	24	5	182	470	0	1	8	1,001	58	33	72	172	2,251
Athens	9	19	23	221	0	2	49	610	29	87	15	170	1,247
Belmont	14	1	21	361	0	0	1	368	18	68	16	80	984
Brown	1	3	8	231	3	1	12	552	93	1	6	20	1,062
Carroll	1	6	33	48	5	0	5	192	1	2	21	2	363
Champaign	9	6	188	73	0	0	43	255	35	9	21	31	869
Clinton	13	15	248	23	1	1	15	473	18	6	20	123	1,029
Columbiana	10	19	176	176	126	97	3	807	43	36	60	132	1,794
Coshocton	2	13	13	141	0	0	0	436	5	2	14	270	917
Crawford	10	5	63	79	6	61	36	334	7	6	12	69	721
Darke	7	8	73	84	7	0	5	393	9	0	16	31	759
Defiance	5	96	89	145	25	0	8	377	0	1	6	10	800
Delaware	13	12	355	371	103	35	112	846	65	46	121	130	2,495
Fayette	20	23	18	103	0	5	5	423	17	2	15	5	648
Fulton	3	18	141	40	5	0	2	217	1	2	10	21	566
Gallia	4	23	76	122	21	1	0	151	30	14	2	32	499
Geauga	9	10	142	382	38	31	11	371	51	32	43	179	1,391
Guernsey	6	12	99	47	10	22	8	272	24	11	26	93	633

Courts of Common Pleas – General Division
Overall Terminations
2007

County	Jury Trial	Court Trial	Settled or Dismissed Pre Trial	Dismissal	Lack of Speedy Trial (CR)/ Want of Prosecution (CV)	Magistrate	Diversion or Arbitration	Guilty/ No Contest Plea to Original Charge (CR)/Default (CV)	Unavailability of Party	Transferred Out	Bankruptcy Stay/Interlocutory Appeal	Other Terminations	Total Terminations
Hancock	5	36	176	131	57	0	53	664	13	75	9	29	1,286
Hardin	2	2	16	106	7	1	6	242	10	4	9	51	521
Harrison	5	3	27	27	4	0	9	87	6	2	3	11	217
Highland	3	21	57	155	0	0	0	523	18	5	17	49	860
Hocking	7	11	155	126	0	0	0	98	57	0	5	4	605
Holmes	2	55	82	33	0	0	0	205	16	3	12	94	511
Huron	14	3	95	132	13	0	7	417	14	21	23	88	968
Jackson	1	0	5	144	2	0	3	353	14	3	1	12	542
Jefferson	14	12	128	197	0	0	1	384	6	72	27	46	911
Knox	4	4	75	273	0	0	24	90	0	2	50	317	859
Lawrence	14	4	75	320	3	67	2	403	138	100	20	45	1,202
Madison	8	11	16	163	0	0	0	140	8	2	33	263	655
Meigs	3	4	84	0	8	0	0	114	1	0	2	18	284
Mercer	2	1	36	7	64	0	10	153	5	4	14	20	384
Miami	9	13	65	296	18	0	26	816	26	29	39	144	1,495
Monroe	4	4	2	57	1	0	0	65	0	1	3	23	189
Ottawa	7	3	5	170	58	33	3	325	9	12	20	281	1,033
Paulding	8	3	2	134	0	0	2	217	6	4	12	65	476
Perry	10	3	155	0	0	0	0	244	5	6	15	34	472
Pickaway	11	21	46	207	0	3	0	566	10	3	23	11	941
Pike	3	0	98	156	0	0	0	264	70	5	10	84	702
Preble	8	8	16	150	12	0	20	335	14	6	49	81	837
Putnam	1	14	1	68	0	8	0	40	0	21	4	64	265
Ross	22	16	118	194	2	10	11	551	37	157	37	89	1,254
Sandusky	8	0	37	236	0	0	70	200	34	37	26	343	1,024
Seneca	8	11	161	86	7	58	8	465	9	17	27	61	931
Shelby	1	5	22	92	76	0	0	303	5	17	10	68	756
Tuscarawas	10	10	195	54	209	0	73	536	44	56	44	126	1,471
Union	20	41	91	116	2	0	0	368	13	12	36	133	833
Van Wert	4	3	170	15	2	0	12	449	36	11	20	240	1,003
Vinton	2	18	20	42	0	0	2	95	31	1	7	63	309
Washington	21	80	222	296	25	0	1	394	77	23	31	349	1,546
Wayne	22	26	304	78	3	0	0	784	36	67	36	165	1,611
Williams	2	3	88	70	0	0	2	267	9	1	8	40	558
Wood	22	6	303	183	27	0	76	636	64	19	41	170	1,657
The judge of the following county also has probate division jurisdiction													
Henry	3	0	14	94	1	0	3	62	0	1	2	93	291
The judges of the following counties also have domestic relations, probate, and juvenile division jurisdiction													
Adams	4	1	4	133	7	39	2	247	20	21	14	25	541
Morgan	0	13	3	65	2	0	1	79	8	2	10	23	216
Morrow	1	3	77	90	20	0	15	234	136	87	40	198	963
Noble	3	9	10	53	1	0	2	33	3	0	4	34	165
Wyandot	3	8	23	84	2	24	9	197	4	7	11	39	426
The judges of the following county also have domestic relations and probate division jurisdiction													
Erie	16	6	335	307	44	1	20	503	66	173	34	1,278	3,191
Statewide	3,007	2,859	21,908	46,189	5,890	26,739	5,497	99,418	9,741	15,097	6,354	24,648	295,421

Note: Total Terminations includes Referrals to Private Judge and Guilty/No Contest Plea to Reduced Charge (see individual case type tables for breakdown).

Courts of Common Pleas – General Division
Total Civil Overall Caseloads
2007

County	Cases Pending January 1	New Filings	Reactivations and Transfers	Total Cases	Total Terminations	Clearance Rate	Cases Pending December 31	Cases Pending Beyond Time Guidelines
Adams	124	358	28	510	373	97%	137	5
Allen	664	1,391	74	2,129	1,514	103%	615	14
Ashland	205	482	19	706	474	95%	232	7
Ashtabula	873	1,556	100	2,529	1,772	107%	757	41
Athens	265	838	15	1,118	721	85%	397	15
Auglaize	116	386	17	519	398	99%	121	0
Belmont	455	607	94	1,156	663	95%	493	84
Brown	396	742	12	1,150	608	81%	542	67
Butler	2,264	5,712	758	8,734	6,142	95%	2,592	68
Carroll	97	248	11	356	241	93%	115	3
Champaign	307	447	75	829	541	104%	288	47
Clark	1,073	1,665	49	2,787	1,609	94%	1,178	100
Clermont	1,219	2,525	420	4,164	2,954	100%	1,210	63
Clinton	301	556	9	866	511	90%	355	30
Columbiana	558	1,354	56	1,968	1,398	99%	570	19
Coshocton	235	709	13	957	751	104%	206	8
Crawford	206	586	23	815	542	89%	273	12
Cuyahoga	22,248	34,125	3,648	60,021	39,483	105%	20,538	1,538
Darke	192	452	18	662	500	106%	162	0
Defiance	326	512	0	838	513	100%	325	11
Delaware	664	1,569	267	2,500	1,803	98%	697	21
Erie	1,257	1,117	194	2,568	1,428	109%	1,140	30
Fairfield	726	1,598	51	2,375	1,649	100%	726	29
Fayette	176	356	15	547	398	107%	149	1
Franklin	9,523	18,165	2,203	29,891	20,508	101%	9,383	312
Fulton	202	392	19	613	400	97%	213	13
Gallia	139	296	7	442	301	99%	141	4
Geauga	665	1,030	116	1,811	1,155	101%	656	15
Greene	630	1,250	80	1,960	1,311	99%	649	21
Guernsey	191	424	50	665	443	93%	222	2
Hamilton	7,256	13,430	875	21,561	14,398	101%	7,163	562
Hancock	390	887	32	1,309	938	102%	371	10
Hardin	117	315	10	442	339	104%	103	2
Harrison	69	138	4	211	123	87%	88	15
Henry	173	217	0	390	219	101%	171	0
Highland	231	556	0	787	484	87%	303	22
Hocking	159	275	0	434	258	94%	176	2
Holmes	84	274	0	358	284	104%	74	0
Huron	265	774	27	1,066	731	91%	335	1
Jackson	237	431	3	671	401	92%	270	29
Jefferson	457	670	116	1,243	743	95%	500	16
Knox	411	725	31	1,167	682	90%	485	50
Lake	1,394	4,035	149	5,578	3,889	93%	1,689	5
Lawrence	480	649	94	1,223	674	91%	549	73

Courts of Common Pleas – General Division
Total Civil Overall Caseloads
2007

County	Cases Pending January 1	New Filings	Reactivations and Transfers	Total Cases	Total Terminations	Clearance Rate	Cases Pending December 31	Cases Pending Beyond Time Guidelines
Licking	843	2,283	173	3,299	2,374	97%	925	42
Logan	233	608	6	847	602	98%	245	6
Lorain	2,138	5,487	1,027	8,652	5,609	86%	3,043	77
Lucas	4,160	7,643	360	12,163	8,044	101%	4,119	94
Madison	186	436	47	669	464	96%	205	4
Mahoning	3,643	4,874	441	8,958	5,456	103%	3,502	415
Marion	511	1,091	175	1,777	1,317	104%	460	24
Medina	906	2,074	66	3,046	2,035	95%	1,011	0
Meigs	82	148	30	260	185	104%	75	1
Mercer	110	242	10	362	247	98%	115	6
Miami	413	1,063	48	1,524	1,099	99%	425	0
Monroe	61	111	12	184	120	98%	64	5
Montgomery	4,588	10,846	1,151	16,585	12,008	100%	4,577	155
Morgan	90	106	16	212	118	97%	94	13
Morrow	301	384	134	819	472	91%	347	44
Muskingum	502	993	62	1,557	958	91%	599	68
Noble	63	89	12	164	91	90%	73	8
Ottawa	452	692	24	1,168	810	113%	358	5
Paulding	143	245	12	400	282	110%	118	8
Perry	124	388	1	513	392	101%	121	0
Pickaway	332	665	11	1,008	687	102%	321	0
Pike	205	360	16	581	316	84%	265	37
Portage	1,138	1,845	28	3,011	1,612	86%	1,399	148
Preble	271	596	11	878	637	105%	241	6
Putnam	84	172	8	264	156	87%	108	10
Richland	864	1,905	112	2,881	1,929	96%	952	14
Ross	505	825	36	1,366	755	88%	611	118
Sandusky	343	599	32	974	619	98%	355	11
Scioto	766	1,228	53	2,047	1,383	108%	664	6
Seneca	168	647	54	869	664	95%	205	0
Shelby	158	457	13	628	432	92%	196	0
Stark	1,508	5,313	648	7,469	5,981	100%	1,488	2
Summit	4,157	9,067	763	13,987	10,002	102%	3,985	108
Trumbull	2,747	3,482	260	6,489	4,303	115%	2,186	198
Tuscarawas	454	988	67	1,509	1,032	98%	477	6
Union	187	543	38	768	589	101%	179	0
Van Wert	217	514	34	765	567	103%	198	0
Vinton	66	103	4	173	101	94%	72	0
Warren	1,100	2,660	263	4,023	2,638	90%	1,385	78
Washington	272	621	1	894	623	100%	271	15
Wayne	490	1,017	51	1,558	935	88%	623	13
Williams	155	320	15	490	340	101%	150	2
Wood	501	1,112	50	1,663	1,121	96%	542	3
Wyandot	106	227	36	369	270	103%	99	9
Statewide	94,363	179,893	16,193	290,449	195,642	100%	94,807	5,126

Courts of Common Pleas – General Division

Total Civil Terminations

2007

County	Jury Trial	Court Trial	Settled or Dismissed Pre Trial	Dismissal	For Want of Prosecution	Magistrate	Diversion or Arbitration	Default	Unavailability of Party	Transferred Out	Private Judge Referral	Bankruptcy Stay/Interlocutory Appeal	Other Terminations	Total Terminations
Adams	2	1	4	122	6	39	1	152	0	12	0	14	20	373
Allen	9	18	187	412	40	0	2	106	0	20	0	36	684	1,514
Ashland	2	1	1	150	0	44	10	65	0	6	1	11	183	474
Ashtabula	6	5	181	430	0	1	1	890	1	24	0	70	163	1,772
Athens	5	17	23	187	0	2	4	279	1	43	1	15	144	721
Auglaize	1	21	46	85	5	0	0	155	0	4	0	8	73	398
Belmont	9	1	21	298	0	0	1	222	0	14	4	16	77	663
Brown	1	3	8	195	3	1	11	360	0	1	0	6	19	608
Butler	25	20	750	1,112	33	1	23	2,750	0	193	0	184	1,051	6,142
Carroll	1	6	26	41	5	0	0	137	0	2	0	21	2	241
Champaign	3	6	179	25	0	0	43	223	2	8	0	21	31	541
Clark	10	3	450	196	20	0	1	693	1	44	0	67	124	1,609
Clermont	19	28	312	731	16	351	19	634	6	340	0	82	416	2,954
Clinton	2	2	190	22	1	1	0	144	0	6	0	20	123	511
Columbiana	8	19	176	158	125	97	2	613	1	20	0	60	119	1,398
Coshocton	1	11	12	129	0	0	0	312	0	2	0	14	270	751
Crawford	4	5	62	70	6	61	0	247	0	6	0	12	69	542
Cuyahoga	222	96	149	10,126	0	16,941	193	5,987	0	2,393	1	451	2,924	39,483
Darke	1	6	73	64	6	0	0	303	0	0	0	16	31	500
Defiance	4	96	89	109	25	0	0	176	0	1	0	6	7	513
Delaware	4	7	316	315	102	35	11	729	0	33	0	121	130	1,803
Erie	10	6	335	270	44	1	8	378	28	61	0	34	253	1,428
Fairfield	13	10	96	455	9	10	29	791	0	19	0	70	147	1,649
Fayette	0	21	18	91	0	5	5	235	1	2	0	15	5	398
Franklin	88	47	1,719	5,138	412	1,141	205	8,740	0	393	3	869	1,753	20,508
Fulton	2	16	140	24	5	0	2	185	1	2	0	10	13	400
Gallia	2	23	66	55	21	1	0	89	0	11	0	2	31	301
Geauga	8	10	141	370	38	31	8	306	7	20	0	43	173	1,155
Greene	5	1	61	356	19	97	0	611	1	29	0	65	66	1,311
Guernsey	5	12	93	42	10	22	7	151	5	3	0	26	67	443
Hamilton	51	11	660	2,503	2,130	5,780	98	813	0	484	1	344	1,523	14,398
Hancock	3	35	169	130	57	0	23	435	0	49	0	9	28	938
Hardin	0	1	14	90	6	1	2	168	0	3	0	9	45	339
Harrison	3	3	18	24	4	0	5	52	0	0	0	3	11	123
Henry	0	0	14	84	1	0	0	24	0	1	0	2	93	219
Highland	2	21	57	97	0	0	0	267	0	4	0	17	19	484
Hocking	0	11	155	86	0	0	0	0	0	0	0	5	1	258
Holmes	0	18	80	23	0	0	0	118	0	2	0	12	31	284
Huron	10	1	95	119	13	0	1	367	0	14	0	23	88	731
Jackson	1	0	5	124	2	0	3	251	0	3	0	1	11	401
Jefferson	6	11	128	192	0	0	0	276	0	69	0	27	34	743
Knox	1	4	73	250	0	0	3	0	0	0	0	50	301	682
Lake	42	20	643	586	337	131	57	1,301	2	116	0	142	512	3,889
Lawrence	7	3	73	281	3	67	0	152	0	28	0	20	40	674
Licking	14	4	169	442	25	76	0	1,163	0	76	0	87	318	2,374
Logan	3	4	99	147	1	47	0	220	0	2	0	26	53	602

Courts of Common Pleas – General Division

Total Civil Terminations

2007

County	Jury Trial	Court Trial	Settled or Dismissed Pre Trial	Dismissal	For Want of Prosecution	Magistrate	Diversion or Arbitration	Default	Unavailability of Party	Transferred Out	Private Judge Referral	Bankruptcy Stay/Interlocutory Appeal	Other Terminations	Total Terminations
Lorain	25	9	989	1,043	15	76	27	2,300	1	218	0	337	569	5,609
Lucas	55	33	1,113	1,599	146	0	15	3,133	0	135	0	272	1,543	8,044
Madison	0	11	16	147	0	0	0	11	0	2	0	33	244	464
Mahoning	33	10	815	1,523	0	424	53	2,060	2	178	1	196	161	5,456
Marion	11	160	201	249	65	0	0	423	1	33	0	22	152	1,317
Medina	22	2	958	329	14	76	19	337	2	47	0	88	141	2,035
Meigs	2	4	68	0	6	0	0	86	0	0	0	2	17	185
Mercer	0	1	35	7	51	0	2	114	0	4	0	13	20	247
Miami	6	8	65	267	18	0	11	514	0	28	0	39	143	1,099
Monroe	0	3	2	44	1	0	0	44	0	1	0	3	22	120
Montgomery	58	1	806	2,915	799	714	62	5,226	0	237	0	399	791	12,008
Morgan	0	10	3	44	2	0	0	26	0	2	0	10	21	118
Morrow	0	2	66	76	18	0	0	134	1	69	0	40	66	472
Muskingum	10	4	250	95	2	0	0	454	0	38	0	29	76	958
Noble	2	7	3	45	1	0	2	17	0	0	0	4	10	91
Ottawa	5	2	3	135	58	33	1	300	0	9	0	20	244	810
Paulding	6	2	2	107	0	0	2	141	0	3	0	12	7	282
Perry	0	3	151	0	0	0	0	183	0	6	0	15	34	392
Pickaway	2	20	46	157	0	3	0	424	0	3	3	23	6	687
Pike	3	0	50	65	0	0	0	132	0	5	0	10	51	316
Portage	4	1	405	208	97	14	5	638	0	35	0	28	177	1,612
Preble	3	6	15	144	12	0	0	335	0	6	0	49	67	637
Putnam	1	14	1	61	0	8	0	0	0	8	0	4	59	156
Richland	22	3	383	172	102	137	24	785	0	31	0	67	203	1,929
Ross	8	14	117	158	0	10	1	312	0	24	2	37	72	755
Sandusky	2	0	37	172	0	0	18	11	5	17	0	26	331	619
Scioto	8	5	60	303	4	0	2	691	1	43	1	31	234	1,383
Seneca	2	10	161	61	7	58	1	266	0	12	0	27	59	664
Shelby	1	5	22	58	76	0	0	210	0	13	0	10	37	432
Stark	39	16	1,024	386	347	6	234	2,554	0	464	0	302	609	5,981
Summit	99	36	1,303	1,704	175	161	247	4,073	3	596	0	514	1,091	10,002
Trumbull	34	736	1,393	329	0	11	25	1,122	2	141	0	163	347	4,303
Tuscarawas	5	9	193	17	205	0	8	374	2	53	0	44	122	1,032
Union	3	40	91	100	1	0	0	213	0	11	0	36	94	589
Van Wert	1	2	144	4	0	0	0	325	0	5	0	20	66	567
Vinton	1	16	17	32	0	0	1	24	1	1	0	7	1	101
Warren	16	29	373	663	0	0	0	820	2	7	0	44	684	2,638
Washington	7	25	159	121	22	0	0	199	0	13	0	31	46	623
Wayne	10	4	274	73	3	0	0	387	0	24	0	36	124	935
Williams	2	2	88	56	0	0	0	144	0	1	0	8	39	340
Wood	5	4	256	178	27	0	44	390	0	18	0	41	158	1,121
Wyandot	1	4	23	64	2	24	5	98	0	6	0	11	32	270
Statewide	1,129	1,938	20,557	40,867	5,806	26,739	1,587	62,300	80	7,110	18	6,265	21,246	195,642

Courts of Common Pleas – General Division
Professional Tort Overall Caseloads
2007

County	Cases Pending January 1	New Filings	Reactivations and Transfers	Total Cases	Total Terminations	Clearance Rate	Cases Pending December 31	Cases Pending Beyond Time Guidelines
Adams	3	0	1	4	3	300%	1	0
Allen	30	17	1	48	24	133%	24	2
Ashland	5	0	0	5	4	-	1	0
Ashtabula	14	4	4	22	10	125%	12	2
Athens	1	4	0	5	2	50%	3	0
Auglaize	2	1	1	4	3	150%	1	0
Belmont	6	0	0	6	5	-	1	1
Brown	1	0	0	1	0	-	1	0
Butler	11	20	8	39	24	86%	15	0
Carroll	0	0	0	0	0	-	0	0
Champaign	3	1	1	5	2	100%	3	2
Clark	23	11	0	34	13	118%	21	1
Clermont	20	13	7	40	20	100%	20	0
Clinton	7	2	0	9	5	250%	4	1
Columbiana	10	5	0	15	4	80%	11	0
Coshocton	2	3	0	5	2	67%	3	0
Crawford	2	0	0	2	1	-	1	1
Cuyahoga	449	400	90	939	551	112%	388	40
Darke	0	1	0	1	0	0%	1	0
Defiance	4	0	0	4	3	-	1	0
Delaware	6	3	1	10	8	200%	2	0
Erie	26	7	7	40	15	107%	25	2
Fairfield	12	10	1	23	14	127%	9	2
Fayette	1	0	0	1	1	-	0	0
Franklin	303	180	34	517	215	100%	302	34
Fulton	3	1	0	4	1	100%	3	0
Gallia	8	5	0	13	6	120%	7	0
Geauga	7	7	1	15	9	113%	6	0
Greene	4	8	1	13	7	78%	6	1
Guernsey	8	3	1	12	8	200%	4	0
Hamilton	223	136	89	448	276	123%	172	41
Hancock	4	7	3	14	8	80%	6	0
Hardin	0	1	0	1	0	0%	1	0
Harrison	1	1	0	2	0	0%	2	0
Henry	3	2	0	5	3	150%	2	0
Highland	4	6	0	10	3	50%	7	2
Hocking	0	0	0	0	0	-	0	0
Holmes	0	3	0	3	2	67%	1	0
Huron	6	5	0	11	6	120%	5	1
Jackson	4	0	0	4	3	-	1	0
Jefferson	9	7	0	16	8	114%	8	1
Knox	5	4	1	10	4	80%	6	1
Lake	9	22	6	37	18	64%	19	0
Lawrence	3	6	0	9	2	33%	7	0
Licking	7	9	2	18	7	64%	11	0

Courts of Common Pleas – General Division
Professional Tort Overall Caseloads
2007

County	Cases Pending January 1	New Filings	Reactivations and Transfers	Total Cases	Total Terminations	Clearance Rate	Cases Pending December 31	Cases Pending Beyond Time Guidelines
Logan	2	3	0	5	2	67%	3	0
Lorain	37	30	18	85	49	102%	36	1
Lucas	130	122	8	260	140	108%	120	5
Madison	0	0	0	0	0	-	0	0
Mahoning	57	18	6	81	44	183%	37	11
Marion	13	6	0	19	12	200%	7	1
Medina	4	15	2	21	7	41%	14	0
Meigs	1	1	0	2	2	200%	0	0
Mercer	3	3	0	6	4	133%	2	1
Miami	4	5	0	9	2	40%	7	0
Monroe	1	0	0	1	1	-	0	0
Montgomery	116	90	19	225	115	106%	110	12
Morgan	0	0	0	0	0	-	0	0
Morrow	2	0	0	2	2	-	0	0
Muskingum	13	9	4	26	16	123%	10	2
Noble	1	2	0	3	1	50%	2	0
Ottawa	1	7	0	8	1	14%	7	0
Paulding	1	0	0	1	1	-	0	0
Perry	1	0	0	1	1	-	0	0
Pickaway	1	0	0	1	0	-	1	0
Pike	0	0	0	0	0	-	0	0
Portage	7	7	0	14	4	57%	10	3
Preble	0	0	0	0	0	-	0	0
Putnam	0	1	0	1	0	0%	1	0
Richland	5	16	0	21	6	38%	15	0
Ross	8	9	1	18	4	40%	14	3
Sandusky	5	5	1	11	6	100%	5	0
Scioto	18	12	2	32	16	114%	16	0
Seneca	6	11	2	19	15	115%	4	0
Shelby	2	3	0	5	3	100%	2	0
Stark	43	64	12	119	74	97%	45	0
Summit	111	97	40	248	136	99%	112	8
Trumbull	18	7	1	26	15	188%	11	4
Tuscarawas	12	4	0	16	10	250%	6	0
Union	0	3	1	4	3	75%	1	0
Van Wert	5	0	2	7	5	250%	2	0
Vinton	0	0	0	0	0	-	0	0
Warren	10	4	1	15	8	160%	7	0
Washington	8	7	0	15	9	129%	6	2
Wayne	6	4	0	10	8	200%	2	0
Williams	3	0	1	4	2	200%	2	0
Wood	7	3	0	10	8	267%	2	0
Wyandot	0	0	0	0	0	-	0	0
Statewide	1,911	1,483	381	3,775	2,032	109%	1,743	188

Courts of Common Pleas – General Division
Professional Tort Terminations
2007

County	Jury Trial	Court Trial	Settled or Dismissed Pre Trial	Dismissal	For Want of Prosecution	Magistrate	Diversion or Arbitration	Default	Unavailability of Party	Transferred Out	Private Judge Referral	Bankruptcy Stay/Interlocutory Appeal	Other Terminations	Total Terminations
Adams	1	0	0	2	0	0	0	0	0	0	0	0	0	3
Allen	4	0	2	12	3	0	0	0	0	1	0	2	0	24
Ashland	0	0	0	4	0	0	0	0	0	0	0	0	0	4
Ashtabula	1	0	3	3	0	0	0	0	0	2	0	0	1	10
Athens	0	0	0	2	0	0	0	0	0	0	0	0	0	2
Auglaize	0	0	3	0	0	0	0	0	0	0	0	0	0	3
Belmont	0	0	0	4	0	0	0	0	0	1	0	0	0	5
Brown	0	0	0	0	0	0	0	0	0	0	0	0	0	0
Butler	1	0	7	11	0	0	0	0	0	3	0	0	2	24
Carroll	0	0	0	0	0	0	0	0	0	0	0	0	0	0
Champaign	0	0	1	0	0	0	1	0	0	0	0	0	0	2
Clark	3	0	6	2	0	0	0	0	0	2	0	0	0	13
Clermont	1	0	6	3	0	2	0	1	0	6	0	0	1	20
Clinton	0	0	5	0	0	0	0	0	0	0	0	0	0	5
Columbiana	0	0	2	2	0	0	0	0	0	0	0	0	0	4
Coshocton	0	0	1	1	0	0	0	0	0	0	0	0	0	2
Crawford	0	0	0	1	0	0	0	0	0	0	0	0	0	1
Cuyahoga	28	0	12	364	0	0	1	5	0	88	0	10	43	551
Darke	0	0	0	0	0	0	0	0	0	0	0	0	0	0
Defiance	0	0	2	1	0	0	0	0	0	0	0	0	0	3
Delaware	0	0	2	4	0	0	0	0	0	1	0	0	1	8
Erie	3	0	7	1	0	0	0	1	0	1	0	0	2	15
Fairfield	0	0	3	10	0	0	0	0	0	1	0	0	0	14
Fayette	0	0	1	0	0	0	0	0	0	0	0	0	0	1
Franklin	16	1	33	108	11	3	0	3	0	11	0	4	25	215
Fulton	0	0	1	0	0	0	0	0	0	0	0	0	0	1
Gallia	0	0	0	5	0	0	0	0	0	0	0	0	1	6
Geauga	2	0	0	5	0	0	1	0	0	0	0	0	1	9
Greene	0	0	1	5	0	0	0	0	0	0	0	0	1	7
Guernsey	0	0	4	0	0	0	1	0	0	0	0	0	3	8
Hamilton	10	0	17	43	61	0	0	0	0	18	0	0	127	276
Hancock	0	0	4	0	1	0	1	0	0	1	0	0	1	8
Hardin	0	0	0	0	0	0	0	0	0	0	0	0	0	0
Harrison	0	0	0	0	0	0	0	0	0	0	0	0	0	0
Henry	0	0	0	3	0	0	0	0	0	0	0	0	0	3
Highland	0	0	3	0	0	0	0	0	0	0	0	0	0	3
Hocking	0	0	0	0	0	0	0	0	0	0	0	0	0	0
Holmes	0	1	0	0	0	0	0	0	0	1	0	0	0	2
Huron	1	0	3	0	0	0	0	0	0	0	0	0	2	6
Jackson	1	0	0	2	0	0	0	0	0	0	0	0	0	3
Jefferson	1	0	3	3	0	0	0	0	0	0	0	0	1	8
Knox	0	0	3	1	0	0	0	0	0	0	0	0	0	4
Lake	1	0	5	2	4	0	0	0	1	3	0	0	2	18
Lawrence	0	0	0	2	0	0	0	0	0	0	0	0	0	2
Licking	0	0	2	2	0	0	0	0	0	1	0	0	2	7
Logan	1	0	1	0	0	0	0	0	0	0	0	0	0	2

Courts of Common Pleas – General Division
Professional Tort Terminations
2007

County	Jury Trial	Court Trial	Settled or Dismissed Pre Trial	Dismissal	For Want of Prosecution	Magistrate	Diversion or Arbitration	Default	Unavailability of Party	Transferred Out	Private Judge Referral	Bankruptcy Stay/Interlocutory Appeal	Other Terminations	Total Terminations
Lorain	1	0	16	18	0	0	0	2	0	9	0	0	3	49
Lucas	13	0	47	43	0	0	0	0	0	6	0	6	25	140
Madison	0	0	0	0	0	0	0	0	0	0	0	0	0	0
Mahoning	5	1	13	18	0	0	0	0	0	6	0	1	0	44
Marion	3	0	1	6	0	0	0	1	0	0	0	0	1	12
Medina	2	0	3	2	0	0	0	0	0	0	0	0	0	7
Meigs	0	0	2	0	0	0	0	0	0	0	0	0	0	2
Mercer	0	0	2	0	1	0	0	0	0	1	0	0	0	4
Miami	1	0	0	1	0	0	0	0	0	0	0	0	0	2
Monroe	0	0	0	1	0	0	0	0	0	0	0	0	0	1
Montgomery	7	0	16	68	1	0	0	0	0	16	0	2	5	115
Morgan	0	0	0	0	0	0	0	0	0	0	0	0	0	0
Morrow	0	0	0	0	0	0	0	0	0	0	0	0	2	2
Muskingum	1	0	8	3	1	0	0	0	0	2	0	0	1	16
Noble	0	0	0	1	0	0	0	0	0	0	0	0	0	1
Ottawa	0	0	0	0	1	0	0	0	0	0	0	0	0	1
Paulding	0	0	0	1	0	0	0	0	0	0	0	0	0	1
Perry	0	0	1	0	0	0	0	0	0	0	0	0	0	1
Pickaway	0	0	0	0	0	0	0	0	0	0	0	0	0	0
Pike	0	0	0	0	0	0	0	0	0	0	0	0	0	0
Portage	0	0	3	1	0	0	0	0	0	0	0	0	0	4
Preble	0	0	0	0	0	0	0	0	0	0	0	0	0	0
Putnam	0	0	0	0	0	0	0	0	0	0	0	0	0	0
Richland	3	0	1	1	1	0	0	0	0	0	0	0	0	6
Ross	0	0	3	1	0	0	0	0	0	0	0	0	0	4
Sandusky	0	0	1	4	0	0	0	0	0	1	0	0	0	6
Scioto	2	0	0	7	0	0	0	0	0	3	0	1	3	16
Seneca	0	0	7	2	1	0	0	1	0	3	0	0	1	15
Shelby	0	0	0	1	0	0	0	0	0	1	0	0	1	3
Stark	5	0	24	3	16	0	7	0	0	10	0	2	7	74
Summit	10	1	36	36	3	0	2	1	0	33	0	2	12	136
Trumbull	1	0	9	0	0	0	0	1	0	1	0	0	3	15
Tuscarawas	0	0	5	0	4	0	0	0	0	0	0	0	1	10
Union	0	0	1	2	0	0	0	0	0	0	0	0	0	3
Van Wert	0	0	4	0	0	0	0	0	0	0	0	1	0	5
Vinton	0	0	0	0	0	0	0	0	0	0	0	0	0	0
Warren	0	0	3	4	0	0	0	0	0	0	0	0	1	8
Washington	1	0	3	5	0	0	0	0	0	0	0	0	0	9
Wayne	0	0	5	1	0	0	0	0	0	0	0	0	2	8
Williams	1	0	1	0	0	0	0	0	0	0	0	0	0	2
Wood	1	0	5	1	0	0	1	0	0	0	0	0	0	8
Wyandot	0	0	0	0	0	0	0	0	0	0	0	0	0	0
Statewide	132	4	363	839	109	5	15	16	1	233	0	31	284	2,032

Courts of Common Pleas – General Division
Product Liability Overall Caseloads
2007

County	Cases Pending January 1	New Filings	Reactivations and Transfers	Total Cases	Total Terminations	Clearance Rate	Cases Pending December 31	Cases Pending Beyond Time Guidelines
Adams	0	0	0	0	0	-	0	0
Allen	0	1	0	1	0	0%	1	0
Ashland	1	4	0	5	1	25%	4	0
Ashtabula	8	6	1	15	7	100%	8	0
Athens	1	1	0	2	0	0%	2	0
Auglaize	1	0	0	1	1	-	0	0
Belmont	3	0	0	3	3	-	0	0
Brown	0	0	0	0	0	-	0	0
Butler	1	3	3	7	4	67%	3	0
Carroll	0	0	0	0	0	-	0	0
Champaign	2	2	1	5	3	100%	2	0
Clark	5	3	0	8	6	200%	2	0
Clermont	9	4	0	13	7	175%	6	1
Clinton	0	1	0	1	0	0%	1	0
Columbiana	6	6	0	12	5	83%	7	1
Coshocton	0	2	0	2	1	50%	1	0
Crawford	1	0	0	1	0	-	1	0
Cuyahoga	76	58	9	143	75	112%	68	3
Darke	0	0	0	0	0	-	0	0
Defiance	0	0	0	0	0	-	0	0
Delaware	1	3	0	4	2	67%	2	0
Erie	3	16	1	20	9	53%	11	0
Fairfield	4	0	0	4	3	-	1	0
Fayette	2	2	0	4	3	150%	1	0
Franklin	44	35	15	94	42	84%	52	5
Fulton	0	0	1	1	1	100%	0	0
Gallia	0	2	1	3	1	33%	2	0
Geauga	4	0	1	5	4	400%	1	0
Greene	11	15	0	26	15	100%	11	0
Guernsey	1	3	0	4	2	67%	2	0
Hamilton	37	26	1	64	35	130%	29	6
Hancock	1	3	1	5	3	75%	2	0
Hardin	0	0	0	0	0	-	0	0
Harrison	0	1	0	1	0	0%	1	0
Henry	2	1	0	3	1	100%	2	0
Highland	2	0	0	2	2	-	0	0
Hocking	0	1	0	1	0	0%	1	0
Holmes	1	0	0	1	1	-	0	0
Huron	1	1	0	2	1	100%	1	0
Jackson	0	0	0	0	0	-	0	0
Jefferson	1	1	0	2	1	100%	1	0
Knox	1	0	0	1	1	-	0	0
Lake	2	5	2	9	7	100%	2	0
Lawrence	4	2	0	6	4	200%	2	0
Licking	1	0	0	1	1	-	0	0

Courts of Common Pleas – General Division
Product Liability Overall Caseloads
2007

County	Cases Pending January 1	New Filings	Reactivations and Transfers	Total Cases	Total Terminations	Clearance Rate	Cases Pending December 31	Cases Pending Beyond Time Guidelines
Logan	0	0	0	0	0	-	0	0
Lorain	11	22	6	39	21	75%	18	0
Lucas	17	7	1	25	18	225%	7	1
Madison	0	0	0	0	0	-	0	0
Mahoning	1	0	0	1	1	-	0	0
Marion	1	0	0	1	1	-	0	0
Medina	4	1	0	5	4	400%	1	0
Meigs	0	2	0	2	1	50%	1	0
Mercer	4	1	0	5	3	300%	2	1
Miami	4	7	3	14	4	40%	10	0
Monroe	0	1	0	1	0	0%	1	0
Montgomery	28	24	5	57	38	131%	19	0
Morgan	1	0	0	1	1	-	0	0
Morrow	1	0	0	1	0	-	1	0
Muskingum	5	0	1	6	4	400%	2	1
Noble	1	0	0	1	1	-	0	0
Ottawa	1	3	1	5	4	100%	1	0
Paulding	0	0	0	0	0	-	0	0
Perry	0	0	0	0	0	-	0	0
Pickaway	0	0	0	0	0	-	0	0
Pike	0	0	0	0	0	-	0	0
Portage	5	4	0	9	3	75%	6	1
Preble	0	0	0	0	0	-	0	0
Putnam	0	0	0	0	0	-	0	0
Richland	3	1	1	5	2	100%	3	0
Ross	2	2	0	4	2	100%	2	1
Sandusky	1	4	0	5	2	50%	3	0
Scioto	2	0	0	2	1	-	1	0
Seneca	0	1	0	1	0	0%	1	0
Shelby	0	0	0	0	0	-	0	0
Stark	7	12	1	20	9	69%	11	0
Summit	16	11	0	27	18	164%	9	1
Trumbull	2	0	1	3	3	300%	0	0
Tuscarawas	2	0	0	2	2	-	0	0
Union	0	0	0	0	0	-	0	0
Van Wert	1	0	0	1	1	-	0	0
Vinton	0	0	0	0	0	-	0	0
Warren	8	4	0	12	6	150%	6	1
Washington	3	1	0	4	3	300%	1	0
Wayne	2	0	0	2	1	-	1	0
Williams	2	0	0	2	0	-	2	0
Wood	0	4	0	4	2	50%	2	0
Wyandot	0	0	1	1	0	0%	1	0
Statewide	372	320	58	750	408	108%	342	23

Courts of Common Pleas – General Division
Product Liability Terminations
2007

County	Jury Trial	Court Trial	Settled or Dismissed Pre Trial	Dismissal	For Want of Prosecution	Magistrate	Diversion or Arbitration	Default	Unavailability of Party	Transferred Out	Private Judge Referral	Bankruptcy Stay/Interlocutory Appeal	Other Terminations	Total Terminations
Adams	0	0	0	0	0	0	0	0	0	0	0	0	0	0
Allen	0	0	0	0	0	0	0	0	0	0	0	0	0	0
Ashland	0	0	0	1	0	0	0	0	0	0	0	0	0	1
Ashtabula	0	0	3	2	0	0	0	0	0	1	0	0	1	7
Athens	0	0	0	0	0	0	0	0	0	0	0	0	0	0
Auglaize	0	0	0	0	0	0	0	0	0	0	0	0	1	1
Belmont	0	0	0	2	0	0	0	0	0	0	0	0	1	3
Brown	0	0	0	0	0	0	0	0	0	0	0	0	0	0
Butler	0	0	2	0	0	0	0	0	0	1	0	0	1	4
Carroll	0	0	0	0	0	0	0	0	0	0	0	0	0	0
Champaign	0	0	3	0	0	0	0	0	0	0	0	0	0	3
Clark	0	0	6	0	0	0	0	0	0	0	0	0	0	6
Clermont	0	0	3	2	0	0	0	0	0	0	0	1	1	7
Clinton	0	0	0	0	0	0	0	0	0	0	0	0	0	0
Columbiana	0	0	1	2	2	0	0	0	0	0	0	0	0	5
Coshocton	0	0	0	1	0	0	0	0	0	0	0	0	0	1
Crawford	0	0	0	0	0	0	0	0	0	0	0	0	0	0
Cuyahoga	1	0	2	32	0	0	2	1	0	25	0	3	9	75
Darke	0	0	0	0	0	0	0	0	0	0	0	0	0	0
Defiance	0	0	0	0	0	0	0	0	0	0	0	0	0	0
Delaware	0	0	1	0	0	0	0	0	0	1	0	0	0	2
Erie	0	0	4	1	0	0	0	0	0	2	0	0	2	9
Fairfield	0	0	1	1	0	0	0	0	0	0	0	0	1	3
Fayette	0	0	0	3	0	0	0	0	0	0	0	0	0	3
Franklin	0	0	9	23	1	1	0	0	0	5	0	1	2	42
Fulton	0	0	0	0	0	0	0	0	0	0	0	0	1	1
Gallia	0	0	1	0	0	0	0	0	0	0	0	0	0	1
Geauga	0	0	1	1	1	0	0	0	0	0	0	0	1	4
Greene	1	0	1	10	0	2	0	0	0	1	0	0	0	15
Guernsey	0	0	2	0	0	0	0	0	0	0	0	0	0	2
Hamilton	0	0	2	10	5	0	1	0	0	5	0	0	12	35
Hancock	0	0	1	0	0	0	0	2	0	0	0	0	0	3
Hardin	0	0	0	0	0	0	0	0	0	0	0	0	0	0
Harrison	0	0	0	0	0	0	0	0	0	0	0	0	0	0
Henry	0	0	1	0	0	0	0	0	0	0	0	0	0	1
Highland	0	0	1	0	0	0	0	0	0	0	0	1	0	2
Hocking	0	0	0	0	0	0	0	0	0	0	0	0	0	0
Holmes	0	0	0	1	0	0	0	0	0	0	0	0	0	1
Huron	0	0	1	0	0	0	0	0	0	0	0	0	0	1
Jackson	0	0	0	0	0	0	0	0	0	0	0	0	0	0
Jefferson	0	0	1	0	0	0	0	0	0	0	0	0	0	1
Knox	0	0	1	0	0	0	0	0	0	0	0	0	0	1
Lake	0	0	2	0	0	0	0	0	0	2	0	0	3	7
Lawrence	0	0	0	1	0	0	0	0	0	0	0	0	3	4
Licking	1	0	0	0	0	0	0	0	0	0	0	0	0	1
Logan	0	0	0	0	0	0	0	0	0	0	0	0	0	0

Courts of Common Pleas – General Division
Product Liability Terminations
2007

County	Jury Trial	Court Trial	Settled or Dismissed Pre Trial	Dismissal	For Want of Prosecution	Magistrate	Diversion or Arbitration	Default	Unavailability of Party	Transferred Out	Private Judge Referral	Bankruptcy Stay/Interlocutory Appeal	Other Terminations	Total Terminations
Lorain	0	0	6	7	0	0	0	0	0	4	0	1	3	21
Lucas	0	0	4	8	0	0	0	0	0	1	0	2	3	18
Madison	0	0	0	0	0	0	0	0	0	0	0	0	0	0
Mahoning	1	0	0	0	0	0	0	0	0	0	0	0	0	1
Marion	0	0	1	0	0	0	0	0	0	0	0	0	0	1
Medina	0	0	2	1	0	0	0	0	0	1	0	0	0	4
Meigs	0	0	1	0	0	0	0	0	0	0	0	0	0	1
Mercer	0	0	2	0	0	0	0	0	0	1	0	0	0	3
Miami	0	0	0	2	0	0	0	0	0	1	0	0	1	4
Monroe	0	0	0	0	0	0	0	0	0	0	0	0	0	0
Montgomery	0	0	11	20	0	0	0	2	0	3	0	0	2	38
Morgan	0	0	0	1	0	0	0	0	0	0	0	0	0	1
Morrow	0	0	0	0	0	0	0	0	0	0	0	0	0	0
Muskingum	1	0	3	0	0	0	0	0	0	0	0	0	0	4
Noble	0	0	0	1	0	0	0	0	0	0	0	0	0	1
Ottawa	0	0	0	0	0	0	0	1	0	2	0	0	1	4
Paulding	0	0	0	0	0	0	0	0	0	0	0	0	0	0
Perry	0	0	0	0	0	0	0	0	0	0	0	0	0	0
Pickaway	0	0	0	0	0	0	0	0	0	0	0	0	0	0
Pike	0	0	0	0	0	0	0	0	0	0	0	0	0	0
Portage	0	0	2	0	1	0	0	0	0	0	0	0	0	3
Preble	0	0	0	0	0	0	0	0	0	0	0	0	0	0
Putnam	0	0	0	0	0	0	0	0	0	0	0	0	0	0
Richland	0	0	1	0	0	0	0	0	0	1	0	0	0	2
Ross	0	0	2	0	0	0	0	0	0	0	0	0	0	2
Sandusky	0	0	1	0	0	0	1	0	0	0	0	0	0	2
Scioto	0	0	0	1	0	0	0	0	0	0	0	0	0	1
Seneca	0	0	0	0	0	0	0	0	0	0	0	0	0	0
Shelby	0	0	0	0	0	0	0	0	0	0	0	0	0	0
Stark	0	0	3	0	1	0	1	0	0	3	0	1	0	9
Summit	0	0	9	3	1	0	2	0	1	1	0	0	1	18
Trumbull	0	1	1	0	0	0	0	0	0	0	0	0	1	3
Tuscarawas	0	0	2	0	0	0	0	0	0	0	0	0	0	2
Union	0	0	0	0	0	0	0	0	0	0	0	0	0	0
Van Wert	0	0	0	0	0	0	0	0	0	0	0	0	1	1
Vinton	0	0	0	0	0	0	0	0	0	0	0	0	0	0
Warren	0	0	4	1	0	0	0	0	0	0	0	0	1	6
Washington	0	0	3	0	0	0	0	0	0	0	0	0	0	3
Wayne	0	0	1	0	0	0	0	0	0	0	0	0	0	1
Williams	0	0	0	0	0	0	0	0	0	0	0	0	0	0
Wood	0	0	1	0	0	0	0	0	0	0	0	0	1	2
Wyandot	0	0	0	0	0	0	0	0	0	0	0	0	0	0
Statewide	5	1	110	138	12	3	7	6	1	61	0	10	54	408

Courts of Common Pleas – General Division
Other Torts Overall Caseloads
2007

County	Cases Pending January 1	New Filings	Reactivations and Transfers	Total Cases	Total Terminations	Clearance Rate	Cases Pending December 31	Cases Pending Beyond Time Guidelines
Adams	18	10	2	30	19	158%	11	0
Allen	218	137	14	369	211	140%	158	2
Ashland	52	42	1	95	44	102%	51	1
Ashtabula	160	128	10	298	178	129%	120	3
Athens	28	31	0	59	25	81%	34	3
Auglaize	24	28	0	52	29	104%	23	0
Belmont	190	116	19	325	129	96%	196	30
Brown	71	19	0	90	42	221%	48	13
Butler	470	530	132	1,132	592	89%	540	5
Carroll	4	7	1	12	7	88%	5	0
Champaign	19	26	36	81	47	76%	34	3
Clark	264	158	11	433	224	133%	209	11
Clermont	247	200	79	526	286	103%	240	16
Clinton	46	46	1	93	36	77%	57	4
Columbiana	127	119	10	256	137	106%	119	3
Coshocton	36	17	3	56	32	160%	24	1
Crawford	35	37	1	73	30	79%	43	5
Cuyahoga	3,926	4,591	668	9,185	5,440	103%	3,745	116
Darke	28	21	3	52	32	133%	20	0
Defiance	53	36	0	89	44	122%	45	4
Delaware	107	106	17	230	130	106%	100	1
Erie	277	140	58	475	206	104%	269	7
Fairfield	114	123	7	244	109	84%	135	1
Fayette	2	1	2	5	4	133%	1	0
Franklin	2,219	1,851	276	4,346	2,372	112%	1,974	31
Fulton	42	24	2	68	41	158%	27	2
Gallia	32	29	2	63	39	126%	24	0
Geauga	179	174	16	369	193	102%	176	4
Greene	166	196	9	371	199	97%	172	0
Guernsey	29	26	3	58	29	100%	29	1
Hamilton	1,697	1,446	122	3,265	1,629	104%	1,636	118
Hancock	78	65	4	147	81	117%	66	0
Hardin	15	16	0	31	17	106%	14	0
Harrison	12	12	0	24	8	67%	16	2
Henry	39	14	0	53	25	179%	28	0
Highland	1	0	0	1	0	-	1	1
Hocking	0	4	0	4	0	0%	4	0
Holmes	24	16	0	40	29	181%	11	0
Huron	60	67	2	129	52	75%	77	0
Jackson	46	24	0	70	25	104%	45	4
Jefferson	124	80	11	215	99	109%	116	0
Knox	52	24	1	77	41	164%	36	1
Lake	342	424	17	783	467	106%	316	1
Lawrence	104	66	9	179	90	120%	89	13
Licking	130	137	11	278	146	99%	132	6

Courts of Common Pleas – General Division
Other Torts Overall Caseloads
2007

County	Cases Pending January 1	New Filings	Reactivations and Transfers	Total Cases	Total Terminations	Clearance Rate	Cases Pending December 31	Cases Pending Beyond Time Guidelines
Logan	47	37	1	85	49	129%	36	2
Lorain	460	558	185	1,203	618	83%	585	17
Lucas	1,012	788	36	1,836	974	118%	862	15
Madison	31	29	0	60	21	72%	39	0
Mahoning	774	437	56	1,267	631	128%	636	81
Marion	100	78	11	189	103	116%	86	8
Medina	152	202	5	359	189	91%	170	0
Meigs	17	20	0	37	20	100%	17	0
Mercer	21	15	2	38	21	124%	17	1
Miami	78	67	7	152	72	97%	80	0
Monroe	18	9	1	28	14	140%	14	2
Montgomery	1,496	2,239	269	4,004	2,640	105%	1,364	52
Morgan	2	0	0	2	0	-	2	2
Morrow	33	34	9	76	32	74%	44	3
Muskingum	125	105	7	237	97	87%	140	15
Noble	5	10	0	15	5	50%	10	0
Ottawa	85	50	3	138	75	142%	63	1
Paulding	19	6	0	25	14	233%	11	2
Perry	9	17	0	26	14	82%	12	0
Pickaway	0	0	0	0	0	-	0	0
Pike	43	26	0	69	33	127%	36	5
Portage	291	186	8	485	229	118%	256	34
Preble	27	24	0	51	24	100%	27	2
Putnam	11	17	2	30	16	84%	14	0
Richland	213	139	8	360	183	124%	177	2
Ross	117	66	6	189	72	100%	117	15
Sandusky	90	55	3	148	87	150%	61	2
Scioto	112	63	9	184	90	125%	94	2
Seneca	35	51	1	87	49	94%	38	0
Shelby	37	52	1	90	45	85%	45	0
Stark	367	675	82	1,124	766	101%	358	0
Summit	854	962	122	1,938	1,110	102%	828	23
Trumbull	705	425	45	1,175	652	139%	523	57
Tuscarawas	106	94	4	204	107	109%	97	0
Union	5	24	3	32	24	89%	8	0
Van Wert	33	14	2	49	36	225%	13	0
Vinton	10	8	3	21	16	145%	5	0
Warren	226	202	6	434	214	103%	220	7
Washington	65	69	0	134	66	96%	68	1
Wayne	101	92	8	201	111	111%	90	0
Williams	29	23	3	55	32	123%	23	0
Wood	117	134	10	261	136	94%	125	0
Wyandot	17	14	2	33	16	100%	17	0
Statewide	20,002	19,480	2,480	41,962	23,318	106%	18,644	764

Courts of Common Pleas – General Division
Other Torts Terminations
2007

County	Jury Trial	Court Trial	Settled or Dismissed Pre Trial	Dismissal	For Want of Prosecution	Magistrate	Diversion or Arbitration	Default	Unavailability of Party	Transferred Out	Private Judge Referral	Bankruptcy Stay/Interlocutory Appeal	Other Terminations	Total Terminations
Adams	0	0	1	13	1	0	0	2	0	2	0	0	0	19
Allen	2	2	101	62	12	0	0	4	0	3	0	3	22	211
Ashland	2	0	0	33	0	0	0	5	0	1	0	2	1	44
Ashtabula	3	1	70	74	0	0	0	7	0	8	0	1	14	178
Athens	0	1	3	17	0	0	0	1	0	1	0	0	2	25
Auglaize	0	1	21	3	0	0	0	1	0	1	0	0	2	29
Belmont	8	0	11	96	0	0	0	2	0	5	0	0	7	129
Brown	1	0	1	34	0	0	0	6	0	0	0	0	0	42
Butler	19	4	290	136	5	0	0	27	0	65	0	3	43	592
Carroll	1	2	4	0	0	0	0	0	0	0	0	0	0	7
Champaign	2	0	23	2	0	0	15	0	0	3	0	0	2	47
Clark	4	2	144	36	6	0	1	13	0	9	0	2	7	224
Clermont	10	1	94	66	1	10	1	6	0	75	0	1	21	286
Clinton	2	0	31	2	0	0	0	1	0	0	0	0	0	36
Columbiana	6	0	75	15	13	0	1	8	0	8	0	4	7	137
Coshocton	1	0	2	25	0	0	0	2	0	1	0	1	0	32
Crawford	2	1	19	5	0	0	0	1	0	0	0	0	2	30
Cuyahoga	137	8	62	3,608	0	0	90	311	0	671	0	64	489	5,440
Darke	1	0	26	1	2	0	0	0	0	0	0	1	1	32
Defiance	3	0	29	4	3	0	0	3	0	1	0	0	1	44
Delaware	4	1	72	31	3	0	0	5	0	6	0	2	6	130
Erie	5	2	106	34	4	0	0	18	0	22	0	0	15	206
Fairfield	6	1	26	60	5	0	0	6	0	1	0	2	2	109
Fayette	0	0	1	2	0	0	0	0	1	0	0	0	0	4
Franklin	48	10	677	1,086	105	37	0	139	0	92	1	45	132	2,372
Fulton	1	3	31	2	0	0	0	3	0	1	0	0	0	41
Gallia	2	0	23	6	2	0	0	0	0	2	0	0	4	39
Geauga	5	2	54	88	10	0	1	6	0	8	0	3	16	193
Greene	3	0	39	83	3	29	0	24	0	7	0	5	6	199
Guernsey	2	0	16	2	0	0	0	1	2	1	0	1	4	29
Hamilton	27	1	217	693	400	14	11	56	0	63	0	9	138	1,629
Hancock	2	0	62	8	0	0	0	1	0	5	0	0	3	81
Hardin	0	0	7	6	1	0	0	2	0	0	0	1	0	17
Harrison	1	0	2	2	1	0	0	0	0	0	0	0	2	8
Henry	0	0	7	13	0	0	0	2	0	0	0	0	3	25
Highland	0	0	0	0	0	0	0	0	0	0	0	0	0	0
Hocking	0	0	0	0	0	0	0	0	0	0	0	0	0	0
Holmes	0	0	24	5	0	0	0	0	0	0	0	0	0	29
Huron	4	0	36	2	0	0	0	0	0	5	0	1	4	52
Jackson	0	0	0	19	1	0	0	4	0	1	0	0	0	25
Jefferson	2	1	54	28	0	0	0	4	0	5	0	2	3	99
Knox	0	0	28	10	0	0	0	0	0	0	0	0	3	41
Lake	28	0	272	65	42	1	0	7	1	14	0	10	27	467
Lawrence	3	0	47	31	0	0	0	0	0	5	0	0	4	90
Licking	9	0	40	41	2	0	0	12	0	7	0	2	33	146
Logan	1	1	35	6	0	0	0	4	0	0	0	1	1	49

Courts of Common Pleas – General Division
Other Torts Terminations
2007

County	Jury Trial	Court Trial	Settled or Dismissed Pre Trial	Dismissal	For Want of Prosecution	Magistrate	Diversion or Arbitration	Default	Unavailability of Party	Transferred Out	Private Judge Referral	Bankruptcy Stay/Interlocutory Appeal	Other Terminations	Total Terminations
Lorain	17	1	330	123	1	3	3	48	0	50	0	16	26	618
Lucas	28	13	466	273	24	0	1	58	0	36	0	15	60	974
Madison	0	0	3	16	0	0	0	0	0	0	0	0	2	21
Mahoning	18	0	352	160	0	9	9	39	1	18	0	6	19	631
Marion	3	1	57	19	2	0	0	5	0	9	0	0	7	103
Medina	10	0	134	24	0	2	0	3	0	12	0	2	2	189
Meigs	0	0	15	0	2	0	0	3	0	0	0	0	0	20
Mercer	0	0	11	1	3	0	1	0	0	1	0	1	3	21
Miami	4	0	30	34	1	0	0	0	0	2	0	1	0	72
Monroe	0	0	1	11	1	0	0	0	0	0	0	0	1	14
Montgomery	46	0	513	929	138	540	7	239	0	91	0	33	104	2,640
Morgan	0	0	0	0	0	0	0	0	0	0	0	0	0	0
Morrow	0	0	16	3	2	0	0	0	0	5	0	2	4	32
Muskingum	4	0	64	11	0	0	0	5	0	6	0	2	5	97
Noble	1	0	0	4	0	0	0	0	0	0	0	0	0	5
Ottawa	4	0	1	41	9	0	1	3	0	2	0	1	13	75
Paulding	0	1	0	10	0	0	0	0	0	0	0	0	3	14
Perry	0	0	11	0	0	0	0	1	0	0	0	1	1	14
Pickaway	0	0	0	0	0	0	0	0	0	0	0	0	0	0
Pike	3	0	18	5	0	0	0	4	0	0	0	1	2	33
Portage	2	1	105	61	14	3	1	8	0	8	0	2	24	229
Preble	0	0	4	15	1	0	0	1	0	1	0	1	1	24
Putnam	1	0	0	13	0	0	0	0	0	0	0	0	2	16
Richland	10	1	117	17	16	0	0	6	0	8	0	1	7	183
Ross	3	1	49	4	0	0	1	2	0	5	0	2	5	72
Sandusky	1	0	17	42	0	0	6	2	1	7	0	2	9	87
Scioto	3	0	16	36	0	0	0	4	0	10	1	2	18	90
Seneca	0	0	39	5	0	0	0	2	0	2	0	0	1	49
Shelby	1	0	11	7	9	0	0	3	0	6	0	0	8	45
Stark	23	2	321	30	63	4	121	56	0	86	0	17	43	766
Summit	62	14	505	180	21	4	94	23	0	125	0	16	66	1,110
Trumbull	19	33	401	81	0	5	0	23	0	39	0	10	41	652
Tuscarawas	5	1	57	1	22	0	0	5	0	6	0	1	9	107
Union	0	0	12	7	0	0	0	1	0	3	0	0	1	24
Van Wert	1	0	24	1	0	0	0	6	0	1	0	1	2	36
Vinton	1	1	0	10	0	0	0	4	0	0	0	0	0	16
Warren	5	3	134	46	0	0	0	10	0	1	0	0	15	214
Washington	4	1	48	6	0	0	0	1	0	3	0	0	3	66
Wayne	6	0	76	10	2	0	0	2	0	3	0	0	12	111
Williams	1	0	25	3	0	0	0	1	0	0	0	0	2	32
Wood	2	0	76	9	4	0	17	10	0	4	0	3	11	136
Wyandot	1	0	6	8	0	0	0	0	0	1	0	0	0	16
Statewide	646	119	6,948	8,811	957	661	382	1,272	6	1,650	2	305	1,559	23,318

Courts of Common Pleas – General Division
Workers' Compensation Overall Caseloads
2007

County	Cases Pending January 1	New Filings	Reactivations and Transfers	Total Cases	Total Terminations	Clearance Rate	Cases Pending December 31	Cases Pending Beyond Time Guidelines
Adams	9	10	1	20	12	109%	8	0
Allen	33	41	1	75	44	105%	31	4
Ashland	9	9	0	18	12	133%	6	1
Ashtabula	77	56	4	137	76	127%	61	8
Athens	7	18	0	25	10	56%	15	1
Auglaize	8	24	1	33	15	60%	18	0
Belmont	40	36	1	77	25	68%	52	22
Brown	5	4	0	9	2	50%	7	3
Butler	205	238	51	494	271	94%	223	28
Carroll	3	12	0	15	6	50%	9	1
Champaign	21	23	5	49	30	107%	19	5
Clark	136	97	1	234	108	110%	126	43
Clermont	86	93	22	201	108	94%	93	13
Clinton	48	45	0	93	33	73%	60	14
Columbiana	33	51	1	85	36	69%	49	5
Coshocton	16	14	0	30	14	100%	16	1
Crawford	15	19	0	34	14	74%	20	3
Cuyahoga	1,159	1,750	338	3,247	1,961	94%	1,286	86
Darke	16	13	1	30	18	129%	12	0
Defiance	19	13	0	32	20	154%	12	3
Delaware	42	60	1	103	51	84%	52	10
Erie	95	34	14	143	75	156%	68	2
Fairfield	57	42	3	102	61	136%	41	11
Fayette	7	20	0	27	10	50%	17	0
Franklin	827	935	106	1,868	957	92%	911	60
Fulton	1	5	0	6	2	40%	4	0
Gallia	23	28	0	51	26	93%	25	4
Geauga	44	55	6	105	62	102%	43	1
Greene	34	42	2	78	34	77%	44	7
Guernsey	12	22	0	34	18	82%	16	0
Hamilton	864	899	50	1,813	941	99%	872	166
Hancock	32	32	1	65	38	115%	27	4
Hardin	9	6	0	15	8	133%	7	1
Harrison	6	9	0	15	7	78%	8	1
Henry	14	5	0	19	7	140%	12	0
Highland	13	18	0	31	16	89%	15	0
Hocking	8	18	0	26	13	72%	13	0
Holmes	13	21	0	34	21	100%	13	0
Huron	23	24	0	47	31	129%	16	0
Jackson	25	34	0	59	28	82%	31	8
Jefferson	44	40	6	90	36	78%	54	7
Knox	34	45	1	80	24	52%	56	12
Lake	102	211	16	329	201	89%	128	0
Lawrence	13	24	1	38	19	76%	19	1
Licking	76	58	11	145	85	123%	60	15

Courts of Common Pleas – General Division
Workers' Compensation Overall Caseloads
2007

County	Cases Pending January 1	New Filings	Reactivations and Transfers	Total Cases	Total Terminations	Clearance Rate	Cases Pending December 31	Cases Pending Beyond Time Guidelines
Logan	31	55	0	86	40	73%	46	2
Lorain	171	221	59	451	250	89%	201	17
Lucas	193	237	16	446	258	102%	188	11
Madison	30	25	0	55	29	116%	26	1
Mahoning	297	310	63	670	265	71%	405	110
Marion	57	64	1	122	69	106%	53	5
Medina	65	93	1	159	72	77%	87	0
Meigs	6	7	0	13	9	129%	4	0
Mercer	8	10	0	18	10	100%	8	0
Miami	41	52	3	96	58	105%	38	0
Monroe	6	3	0	9	6	200%	3	0
Montgomery	312	342	47	701	388	100%	313	41
Morgan	0	5	0	5	1	20%	4	0
Morrow	3	0	1	4	3	300%	1	1
Muskingum	46	47	6	99	45	85%	54	16
Noble	1	1	0	2	1	100%	1	0
Ottawa	11	10	0	21	12	120%	9	0
Paulding	5	1	0	6	3	300%	3	2
Perry	10	12	0	22	16	133%	6	0
Pickaway	9	16	0	25	12	75%	13	0
Pike	24	36	4	64	21	53%	43	11
Portage	113	74	0	187	82	111%	105	41
Preble	5	1	0	6	4	400%	2	1
Putnam	9	7	0	16	13	186%	3	1
Richland	75	81	3	159	89	106%	70	3
Ross	25	29	3	57	24	75%	33	7
Sandusky	27	29	3	59	38	119%	21	4
Scioto	41	41	7	89	50	104%	39	2
Seneca	12	22	2	36	21	88%	15	0
Shelby	17	35	0	52	26	74%	26	0
Stark	95	235	69	399	302	99%	97	0
Summit	265	414	98	777	475	93%	302	22
Trumbull	253	165	27	445	273	142%	172	36
Tuscarawas	69	98	7	174	98	93%	76	0
Union	44	73	0	117	72	99%	45	0
Van Wert	8	13	0	21	8	62%	13	0
Vinton	3	4	0	7	5	125%	2	0
Warren	57	85	3	145	68	77%	77	12
Washington	11	18	0	29	13	72%	16	3
Wayne	48	66	4	118	49	70%	69	10
Williams	19	16	0	35	22	138%	13	2
Wood	35	43	0	78	41	95%	37	2
Wyandot	19	16	0	35	13	81%	22	7
Statewide	6,939	8,365	1,072	16,376	8,940	95%	7,436	921

Courts of Common Pleas – General Division
Workers' Compensation Terminations
2007

County	Jury Trial	Court Trial	Settled or Dismissed Pre Trial	Dismissal	For Want of Prosecution	Magistrate	Diversion or Arbitration	Default	Unavailability of Party	Transferred Out	Private Judge Referral	Bankruptcy Stay/Interlocutory Appeal	Other Terminations	Total Terminations
Adams	0	0	1	10	0	0	0	0	0	1	0	0	0	12
Allen	0	0	15	17	6	0	0	0	0	2	0	0	4	44
Ashland	0	1	0	11	0	0	0	0	0	0	0	0	0	12
Ashtabula	1	0	35	33	0	0	0	0	0	3	0	0	4	76
Athens	0	0	1	8	0	0	0	0	0	1	0	0	0	10
Auglaize	0	0	12	3	0	0	0	0	0	0	0	0	0	15
Belmont	0	0	5	18	0	0	0	0	0	2	0	0	0	25
Brown	0	0	0	2	0	0	0	0	0	0	0	0	0	2
Butler	1	6	118	86	1	0	0	2	0	46	0	1	10	271
Carroll	0	0	3	2	1	0	0	0	0	0	0	0	0	6
Champaign	0	0	16	2	0	0	11	0	0	0	0	0	1	30
Clark	0	0	78	22	2	0	0	1	0	3	0	0	2	108
Clermont	1	2	43	37	0	0	0	0	0	24	0	0	1	108
Clinton	0	0	28	1	0	0	0	0	0	2	0	1	1	33
Columbiana	0	0	21	4	8	0	0	0	0	1	0	0	2	36
Coshocton	0	0	1	13	0	0	0	0	0	0	0	0	0	14
Crawford	1	0	11	2	0	0	0	0	0	0	0	0	0	14
Cuyahoga	14	4	35	1,374	0	0	0	2	0	379	0	3	150	1,961
Darke	0	0	13	3	1	0	0	0	0	0	0	0	1	18
Defiance	0	1	11	4	1	0	0	1	0	0	0	0	2	20
Delaware	0	0	32	15	0	0	0	0	0	3	0	0	1	51
Erie	0	0	64	2	1	0	0	0	0	3	0	0	5	75
Fairfield	0	1	20	30	2	0	0	1	0	6	0	0	1	61
Fayette	0	0	5	5	0	0	0	0	0	0	0	0	0	10
Franklin	5	5	246	566	51	6	0	7	0	49	0	3	19	957
Fulton	0	1	1	0	0	0	0	0	0	0	0	0	0	2
Gallia	0	0	14	7	4	0	0	0	0	1	0	0	0	26
Geauga	0	0	13	37	3	0	0	0	1	3	0	0	5	62
Greene	0	0	4	26	0	3	0	0	0	0	0	0	1	34
Guernsey	0	0	14	1	0	0	0	0	0	1	0	0	2	18
Hamilton	3	3	127	421	259	5	1	4	0	42	0	1	75	941
Hancock	1	0	30	3	1	0	0	0	0	2	0	0	1	38
Hardin	0	0	0	8	0	0	0	0	0	0	0	0	0	8
Harrison	0	0	7	0	0	0	0	0	0	0	0	0	0	7
Henry	0	0	2	5	0	0	0	0	0	0	0	0	0	7
Highland	0	0	11	3	0	0	0	2	0	0	0	0	0	16
Hocking	0	0	1	11	0	0	0	0	0	0	0	0	1	13
Holmes	0	1	15	4	0	0	0	0	0	0	0	0	1	21
Huron	0	0	21	5	0	0	0	0	0	1	0	0	4	31
Jackson	0	0	1	26	0	0	0	1	0	0	0	0	0	28
Jefferson	1	1	15	14	0	0	0	0	0	4	0	0	1	36
Knox	0	0	22	2	0	0	0	0	0	0	0	0	0	24
Lake	2	0	90	62	14	0	0	0	0	20	0	2	11	201
Lawrence	0	0	11	7	0	0	0	0	0	1	0	0	0	19
Licking	0	0	29	24	1	0	0	1	0	12	0	0	18	85
Logan	1	0	32	6	0	0	0	0	0	0	0	0	1	40

Courts of Common Pleas – General Division
Workers' Compensation Terminations
2007

County	Jury Trial	Court Trial	Settled or Dismissed Pre Trial	Dismissal	For Want of Prosecution	Magistrate	Diversion or Arbitration	Default	Unavailability of Party	Transferred Out	Private Judge Referral	Bankruptcy Stay/Interlocutory Appeal	Other Terminations	Total Terminations
Lorain	2	0	154	61	1	0	0	3	0	19	0	0	10	250
Lucas	5	1	115	91	7	0	0	1	0	9	0	2	27	258
Madison	0	0	3	25	0	0	0	0	0	0	0	0	1	29
Mahoning	1	0	91	82	0	0	0	2	0	72	0	0	17	265
Marion	0	0	36	23	5	0	0	1	0	3	0	0	1	69
Medina	1	0	61	10	0	0	0	0	0	0	0	0	0	72
Meigs	1	0	7	0	0	0	0	0	0	0	0	0	1	9
Mercer	0	0	5	0	5	0	0	0	0	0	0	0	0	10
Miami	0	0	16	29	4	0	0	0	0	6	0	0	3	58
Monroe	0	0	0	6	0	0	0	0	0	0	0	0	0	6
Montgomery	2	0	138	193	10	0	0	3	0	32	0	4	6	388
Morgan	0	0	0	0	0	0	0	0	0	0	0	0	1	1
Morrow	0	0	2	0	0	0	0	0	0	0	0	0	1	3
Muskingum	2	0	35	1	0	0	0	0	0	7	0	0	0	45
Noble	0	0	0	1	0	0	0	0	0	0	0	0	0	1
Ottawa	0	0	0	7	1	0	0	0	0	0	0	0	4	12
Paulding	1	0	0	2	0	0	0	0	0	0	0	0	0	3
Perry	0	0	11	0	0	0	0	2	0	2	0	0	1	16
Pickaway	0	0	2	9	0	0	0	0	0	0	0	0	1	12
Pike	0	0	13	8	0	0	0	0	0	0	0	0	0	21
Portage	0	0	48	21	9	0	0	0	0	2	0	0	2	82
Preble	0	0	0	4	0	0	0	0	0	0	0	0	0	4
Putnam	0	1	0	11	0	0	0	0	0	0	0	0	1	13
Richland	1	0	65	8	9	0	0	0	0	3	0	0	3	89
Ross	4	0	14	2	0	0	0	0	0	2	0	0	2	24
Sandusky	0	0	4	19	0	0	6	0	0	1	0	2	6	38
Scioto	0	0	9	23	0	0	0	0	0	5	0	0	13	50
Seneca	0	0	15	5	0	0	0	0	0	1	0	0	0	21
Shelby	0	0	4	11	10	0	0	0	0	0	0	0	1	26
Stark	7	1	187	2	20	1	10	2	0	62	0	2	8	302
Summit	5	1	186	98	4	0	65	1	0	96	0	0	19	475
Trumbull	5	0	179	13	0	0	0	6	0	48	0	0	22	273
Tuscarawas	0	0	57	2	25	0	0	0	0	11	0	0	3	98
Union	1	3	22	36	0	0	0	2	0	4	0	0	4	72
Van Wert	0	0	6	0	0	0	0	1	0	0	0	0	1	8
Vinton	0	0	2	3	0	0	0	0	0	0	0	0	0	5
Warren	0	0	39	25	0	0	0	0	0	0	0	0	4	68
Washington	0	0	10	3	0	0	0	0	0	0	0	0	0	13
Wayne	1	0	37	5	0	0	0	0	0	4	0	0	2	49
Williams	0	0	20	2	0	0	0	0	0	0	0	0	0	22
Wood	0	1	29	4	0	0	5	0	0	0	0	0	2	41
Wyandot	0	1	7	4	0	0	0	0	0	0	0	0	1	13
Statewide	70	35	2,903	3,791	466	15	98	46	1	1,001	0	21	493	8,940

Courts of Common Pleas – General Division
Foreclosures Overall Caseloads
2007

County	Cases Pending January 1	New Filings	Reactivations and Transfers	Total Cases	Total Terminations	Clearance Rate	Cases Pending December 31	Cases Pending Beyond Time Guidelines
Adams	39	116	8	163	129	104%	34	1
Allen	214	715	34	963	761	102%	202	4
Ashland	71	266	11	348	247	89%	101	3
Ashtabula	288	741	56	1,085	847	106%	238	4
Athens	65	206	7	278	213	100%	65	1
Auglaize	52	217	10	279	229	101%	50	0
Belmont	63	202	56	321	254	98%	67	13
Brown	109	336	11	456	332	96%	124	7
Butler	868	2,766	390	4,024	3,088	98%	936	22
Carroll	57	156	10	223	167	101%	56	1
Champaign	171	281	21	473	327	108%	146	12
Clark	421	1,059	33	1,513	973	89%	540	18
Clermont	352	1,123	173	1,648	1,309	101%	339	8
Clinton	94	297	7	398	267	88%	131	9
Columbiana	202	651	28	881	668	98%	213	8
Coshocton	57	192	7	256	214	108%	42	1
Crawford	82	281	16	379	290	98%	89	2
Cuyahoga	11,492	14,267	2,063	27,822	18,936	116%	8,886	1,080
Darke	89	273	10	372	298	105%	74	0
Defiance	106	172	0	278	161	94%	117	0
Delaware	277	897	205	1,379	1,102	100%	277	4
Erie	432	519	42	993	604	108%	389	8
Fairfield	242	910	24	1,176	919	98%	257	7
Fayette	75	195	9	279	219	107%	60	0
Franklin	3,034	8,928	1,008	12,970	10,169	102%	2,801	47
Fulton	61	192	9	262	197	98%	65	4
Gallia	26	94	0	120	93	99%	27	0
Geauga	171	379	43	593	404	96%	189	5
Greene	238	668	51	957	703	98%	254	5
Guernsey	53	225	21	299	218	89%	81	1
Hamilton	2,066	6,277	401	8,744	6,628	99%	2,116	56
Hancock	135	395	16	546	439	107%	107	2
Hardin	63	202	4	269	216	105%	53	0
Harrison	21	72	3	96	65	87%	31	5
Henry	46	120	0	166	116	97%	50	0
Highland	99	334	0	433	272	81%	161	7
Hocking	56	138	0	194	145	105%	49	0
Holmes	21	125	0	146	127	102%	19	0
Huron	105	431	21	557	442	98%	115	0
Jackson	66	205	2	273	189	91%	84	10
Jefferson	105	255	70	430	324	100%	106	7
Knox	208	350	21	579	343	92%	236	32
Lake	376	1,382	54	1,812	1,413	98%	399	0
Lawrence	97	241	54	392	257	87%	135	21
Licking	297	1,183	115	1,595	1,301	100%	294	4

Courts of Common Pleas – General Division
Foreclosures Overall Caseloads
2007

County	Cases Pending January 1	New Filings	Reactivations and Transfers	Total Cases	Total Terminations	Clearance Rate	Cases Pending December 31	Cases Pending Beyond Time Guidelines
Logan	79	292	4	375	286	97%	89	1
Lorain	706	2,376	483	3,565	2,561	90%	1,004	21
Lucas	1,399	3,735	154	5,288	3,868	99%	1,420	31
Madison	67	252	37	356	282	98%	74	3
Mahoning	1,072	1,860	189	3,121	2,175	106%	946	70
Marion	203	505	104	812	608	100%	204	6
Medina	282	859	37	1,178	855	95%	323	0
Meigs	29	56	23	108	87	110%	21	1
Mercer	37	147	7	191	146	95%	45	0
Miami	147	577	23	747	621	104%	126	0
Monroe	11	37	6	54	43	100%	11	3
Montgomery	1,496	5,063	620	7,179	5,787	102%	1,392	16
Morgan	24	45	7	76	52	100%	24	4
Morrow	143	224	93	460	310	98%	150	18
Muskingum	164	557	28	749	542	93%	207	15
Noble	19	29	8	56	35	95%	21	6
Ottawa	75	211	18	304	251	110%	53	1
Paulding	65	126	9	200	141	104%	59	1
Perry	50	243	0	293	243	100%	50	0
Pickaway	131	307	8	446	334	106%	112	0
Pike	51	106	9	166	105	91%	61	2
Portage	285	767	3	1,055	693	90%	362	33
Preble	105	348	10	463	354	99%	109	1
Putnam	25	81	5	111	72	84%	39	2
Richland	257	849	66	1,172	908	99%	264	4
Ross	175	413	15	603	395	92%	208	43
Sandusky	128	341	16	485	343	96%	142	4
Scioto	142	330	10	482	373	110%	109	1
Seneca	67	301	20	388	331	103%	57	0
Shelby	68	254	10	332	260	98%	72	0
Stark	596	2,808	341	3,745	3,225	102%	520	1
Summit	1,703	4,808	340	6,851	5,511	107%	1,340	33
Trumbull	851	1,526	134	2,511	1,876	113%	635	27
Tuscarawas	122	417	40	579	473	104%	106	0
Union	72	292	26	390	310	97%	80	0
Van Wert	49	162	16	227	183	103%	44	0
Vinton	25	52	1	78	38	72%	40	0
Warren	315	1,231	221	1,767	1,352	93%	415	24
Washington	75	285	0	360	294	103%	66	5
Wayne	167	472	29	668	470	94%	198	1
Williams	54	191	6	251	196	99%	55	0
Wood	179	553	20	752	573	100%	179	0
Wyandot	29	108	24	161	134	102%	27	0
Statewide	35,001	83,230	8,344	126,575	94,311	103%	32,264	1,797

Courts of Common Pleas – General Division
Foreclosures Terminations
2007

County	Jury Trial	Court Trial	Settled or Dismissed Pre Trial	Dismissal	For Want of Prosecution	Magistrate	Diversion or Arbitration	Default	Unavailability of Party	Transferred Out	Private Judge Referral	Bankruptcy Stay/Interlocutory Appeal	Other Terminations	Total Terminations
Adams	0	0	1	26	0	0	0	87	0	2	0	10	3	129
Allen	0	0	5	160	5	0	0	21	0	1	0	20	549	761
Ashland	0	0	0	66	0	0	0	1	0	0	0	4	176	247
Ashtabula	0	0	7	166	0	0	0	544	1	0	0	36	93	847
Athens	0	0	3	43	0	0	0	129	0	26	0	10	2	213
Auglaize	0	0	0	59	4	0	0	127	0	1	0	5	33	229
Belmont	0	0	1	93	0	0	0	138	0	1	2	8	11	254
Brown	0	0	1	70	1	0	0	250	0	0	0	6	4	332
Butler	0	0	124	626	9	0	0	2,029	0	20	0	135	145	3,088
Carroll	0	0	4	25	3	0	0	113	0	2	0	18	2	167
Champaign	0	0	86	9	0	0	0	193	0	0	0	18	21	327
Clark	0	1	146	101	7	0	0	594	1	12	0	47	64	973
Clermont	0	3	18	279	0	91	0	531	1	112	0	56	218	1,309
Clinton	0	0	77	1	1	0	0	124	0	2	0	14	48	267
Columbiana	0	0	15	62	55	0	0	477	0	1	0	32	26	668
Coshocton	0	1	0	44	0	0	0	150	0	0	0	9	10	214
Crawford	0	0	0	40	3	0	0	185	0	0	0	9	53	290
Cuyahoga	0	28	0	327	0	16,928	0	626	0	652	1	100	274	18,936
Darke	0	0	6	48	2	0	0	231	0	0	0	11	0	298
Defiance	0	89	9	50	7	0	0	0	0	0	0	6	0	161
Delaware	0	1	88	177	88	3	0	586	0	6	0	89	64	1,102
Erie	1	0	14	163	5	0	0	294	2	2	0	26	97	604
Fairfield	0	0	6	190	0	0	1	625	0	1	0	42	54	919
Fayette	0	0	2	42	0	0	0	160	0	0	0	14	1	219
Franklin	0	5	208	1,812	84	6	3	6,892	0	52	1	473	633	10,169
Fulton	0	0	37	18	1	0	1	133	1	0	0	5	1	197
Gallia	0	1	3	20	5	0	0	59	0	3	0	1	1	93
Geauga	0	0	20	120	10	0	0	177	0	0	0	22	55	404
Greene	0	0	2	143	10	2	0	475	0	5	0	41	25	703
Guernsey	0	0	19	29	5	0	0	114	2	0	0	15	34	218
Hamilton	0	0	30	700	786	4,271	34	250	0	192	0	256	109	6,628
Hancock	0	0	9	77	4	0	16	325	0	0	0	6	2	439
Hardin	0	0	2	46	4	0	0	144	0	0	0	6	14	216
Harrison	0	0	0	18	3	0	4	34	0	0	0	2	4	65
Henry	0	0	0	39	1	0	0	14	0	0	0	2	60	116
Highland	0	5	0	49	0	0	0	198	0	0	0	14	6	272
Hocking	0	6	100	35	0	0	0	0	0	0	0	4	0	145
Holmes	0	6	23	7	0	0	0	82	0	0	0	8	1	127
Huron	5	0	2	84	8	0	0	298	0	0	0	13	32	442
Jackson	0	0	0	48	0	0	0	138	0	1	0	1	1	189
Jefferson	0	0	12	73	0	0	0	190	0	40	0	8	1	324
Knox	0	0	2	152	0	0	0	0	0	0	0	48	141	343
Lake	0	0	23	244	84	0	0	717	0	16	0	74	255	1,413
Lawrence	1	0	1	100	2	40	0	75	0	5	0	13	20	257
Licking	0	0	14	217	7	0	0	871	0	33	0	59	100	1,301
Logan	0	0	1	70	0	0	0	165	0	0	0	16	34	286

Courts of Common Pleas – General Division
Foreclosures Terminations
2007

County	Jury Trial	Court Trial	Settled or Dismissed Pre Trial	Dismissal	For Want of Prosecution	Magistrate	Diversion or Arbitration	Default	Unavailability of Party	Transferred Out	Private Judge Referral	Bankruptcy Stay/Interlocutory Appeal	Other Terminations	Total Terminations
Lorain	0	1	151	428	3	0	3	1,475	1	48	0	222	229	2,561
Lucas	0	0	57	682	31	0	0	2,428	0	9	0	157	504	3,868
Madison	0	1	1	68	0	0	0	1	0	0	0	27	184	282
Mahoning	0	0	26	514	0	11	0	1,456	0	11	1	125	31	2,175
Marion	0	0	4	158	17	0	0	333	1	0	0	20	75	608
Medina	0	0	325	124	1	0	12	277	1	4	0	59	52	855
Meigs	0	0	15	0	3	0	0	54	0	0	0	1	14	87
Mercer	0	0	3	4	33	0	1	87	0	0	0	10	8	146
Miami	0	0	1	129	3	0	0	419	0	3	0	22	44	621
Monroe	0	0	0	12	0	0	0	27	0	0	0	2	2	43
Montgomery	0	0	27	982	182	14	0	3,931	0	29	0	295	327	5,787
Morgan	0	0	0	21	0	0	0	16	0	1	0	7	7	52
Morrow	0	0	19	55	11	0	0	107	1	43	0	34	40	310
Muskingum	0	0	60	62	0	0	0	347	0	10	0	19	44	542
Noble	0	0	0	18	0	0	0	12	0	0	0	2	3	35
Ottawa	0	0	0	25	15	0	0	126	0	0	0	15	70	251
Paulding	1	0	0	63	0	0	0	67	0	0	0	9	1	141
Perry	0	0	74	0	0	0	0	138	0	1	0	10	20	243
Pickaway	0	2	1	47	0	0	0	265	0	0	0	17	2	334
Pike	0	0	4	26	0	0	0	65	0	0	0	8	2	105
Portage	0	0	84	34	44	0	0	437	0	4	0	16	74	693
Preble	0	0	3	71	4	0	0	201	0	1	0	37	37	354
Putnam	0	0	0	24	0	1	0	0	0	0	0	2	45	72
Richland	0	0	72	73	28	0	0	565	0	4	0	45	121	908
Ross	0	0	13	83	0	0	0	251	0	2	2	19	25	395
Sandusky	0	0	2	70	0	0	0	0	2	2	0	16	251	343
Scioto	0	0	2	75	2	0	0	234	0	6	0	14	40	373
Seneca	0	0	35	32	6	0	0	201	0	1	0	21	35	331
Shelby	0	1	1	23	41	0	0	165	0	1	0	8	20	260
Stark	0	2	140	258	139	0	27	2,006	0	192	0	204	257	3,225
Summit	1	0	119	932	66	3	27	3,333	1	179	0	374	476	5,511
Trumbull	0	520	342	90	0	3	20	698	1	8	0	106	88	1,876
Tuscarawas	0	1	9	0	94	0	1	285	0	0	0	29	54	473
Union	0	16	43	19	0	0	0	148	0	0	0	29	55	310
Van Wert	0	0	35	1	0	0	0	108	0	0	0	9	30	183
Vinton	0	7	4	14	0	0	0	7	1	0	0	5	0	38
Warren	1	1	24	421	0	0	0	396	0	0	0	25	484	1,352
Washington	0	2	36	64	5	0	0	140	0	1	0	22	24	294
Wayne	0	2	63	35	0	0	0	276	0	8	0	26	60	470
Williams	0	0	12	37	0	0	0	109	0	0	0	7	31	196
Wood	0	0	26	121	8	0	2	299	0	6	0	29	82	573
Wyandot	0	0	1	30	2	1	0	77	0	0	0	6	17	134
Statewide	10	702	2,955	12,893	1,942	21,374	152	41,133	17	1,762	7	3,922	7,442	94,311

Courts of Common Pleas – General Division
Administrative Appeal Overall Caseloads
2007

County	Cases Pending January 1	New Filings	Reactivations and Transfers	Total Cases	Total Terminations	Clearance Rate	Cases Pending December 31	Cases Pending Beyond Time Guidelines
Adams	1	0	0	1	0	-	1	1
Allen	5	5	1	11	7	117%	4	1
Ashland	0	1	1	2	1	50%	1	0
Ashtabula	12	9	0	21	10	111%	11	7
Athens	11	12	1	24	13	100%	11	7
Auglaize	0	1	0	1	1	100%	0	0
Belmont	0	3	2	5	1	20%	4	0
Brown	5	4	0	9	3	75%	6	3
Butler	12	24	2	38	23	88%	15	5
Carroll	0	0	0	0	0	-	0	0
Champaign	6	6	2	14	5	63%	9	4
Clark	10	2	0	12	8	400%	4	3
Clermont	4	14	1	19	13	87%	6	1
Clinton	1	0	0	1	1	-	0	0
Columbiana	2	1	0	3	3	300%	0	0
Coshocton	0	2	0	2	1	50%	1	0
Crawford	1	4	0	5	5	125%	0	0
Cuyahoga	138	167	14	319	183	101%	136	60
Darke	1	5	1	7	3	50%	4	0
Defiance	0	0	0	0	0	-	0	0
Delaware	8	8	1	17	11	122%	6	3
Erie	14	44	6	64	43	86%	21	0
Fairfield	2	5	0	7	3	60%	4	0
Fayette	9	1	0	10	9	900%	1	0
Franklin	172	266	64	502	315	95%	187	35
Fulton	24	17	0	41	24	141%	17	5
Gallia	0	0	0	0	0	-	0	0
Geauga	4	12	1	17	9	69%	8	3
Greene	12	6	2	20	12	150%	8	6
Guernsey	0	0	0	0	0	-	0	0
Hamilton	119	69	2	190	137	193%	53	21
Hancock	1	1	0	2	1	100%	1	1
Hardin	1	1	1	3	1	50%	2	0
Harrison	0	0	0	0	0	-	0	0
Henry	5	2	0	7	1	50%	6	0
Highland	2	1	0	3	2	200%	1	0
Hocking	0	0	0	0	0	-	0	0
Holmes	0	0	0	0	0	-	0	0
Huron	0	1	0	1	1	100%	0	0
Jackson	0	0	0	0	0	-	0	0
Jefferson	4	2	1	7	3	100%	4	1
Knox	4	6	0	10	7	117%	3	0
Lake	6	23	3	32	20	77%	12	0
Lawrence	0	0	0	0	0	-	0	0
Licking	7	6	1	14	9	129%	5	1

Courts of Common Pleas – General Division
Administrative Appeal Overall Caseloads
2007

County	Cases Pending January 1	New Filings	Reactivations and Transfers	Total Cases	Total Terminations	Clearance Rate	Cases Pending December 31	Cases Pending Beyond Time Guidelines
Logan	1	1	0	2	1	100%	1	0
Lorain	11	34	3	48	27	73%	21	2
Lucas	35	44	5	84	49	100%	35	4
Madison	0	0	0	0	0	-	0	0
Mahoning	20	25	2	47	16	59%	31	11
Marion	0	2	1	3	0	0%	3	0
Medina	19	11	0	30	24	218%	6	0
Meigs	0	0	0	0	0	-	0	0
Mercer	3	1	1	5	3	150%	2	1
Miami	1	1	0	2	2	200%	0	0
Monroe	1	1	0	2	1	100%	1	0
Montgomery	43	62	6	111	64	94%	47	16
Morgan	0	0	0	0	0	-	0	0
Morrow	2	4	2	8	4	67%	4	3
Muskingum	4	1	0	5	4	400%	1	0
Noble	1	1	0	2	1	100%	1	0
Ottawa	8	9	0	17	8	89%	9	0
Paulding	0	0	0	0	0	-	0	0
Perry	0	0	0	0	0	-	0	0
Pickaway	0	0	0	0	0	-	0	0
Pike	1	4	0	5	4	100%	1	1
Portage	10	13	1	24	12	86%	12	2
Preble	3	5	0	8	1	20%	7	2
Putnam	0	0	0	0	0	-	0	0
Richland	2	20	1	23	4	19%	19	0
Ross	6	6	0	12	6	100%	6	4
Sandusky	1	0	0	1	1	-	0	0
Scioto	1	0	0	1	1	-	0	0
Seneca	0	2	0	2	2	100%	0	0
Shelby	0	3	0	3	1	33%	2	0
Stark	11	33	4	48	30	81%	18	1
Summit	52	124	15	191	124	89%	67	3
Trumbull	23	17	3	43	30	150%	13	4
Tuscarawas	5	10	0	15	9	90%	6	4
Union	0	0	0	0	0	-	0	0
Van Wert	1	1	0	2	2	200%	0	0
Vinton	7	0	0	7	4	-	3	0
Warren	12	13	0	25	14	108%	11	6
Washington	1	7	0	8	5	71%	3	0
Wayne	0	3	0	3	3	100%	0	0
Williams	0	1	0	1	1	100%	0	0
Wood	3	2	1	6	5	167%	1	0
Wyandot	2	0	0	2	2	-	0	0
Statewide	893	1,192	152	2,237	1,354	101%	883	232

Courts of Common Pleas – General Division
Administrative Appeal Terminations
2007

County	Jury Trial	Court Trial	Settled or Dismissed Pre Trial	Dismissal	For Want of Prosecution	Magistrate	Diversion or Arbitration	Default	Unavailability of Party	Transferred Out	Private Judge Referral	Bankruptcy Stay/Interlocutory Appeal	Other Terminations	Total Terminations
Adams	0	0	0	0	0	0	0	0	0	0	0	0	0	0
Allen	0	1	1	2	1	0	0	0	0	0	0	0	2	7
Ashland	0	0	0	1	0	0	0	0	0	0	0	0	0	1
Ashtabula	0	0	0	3	0	0	0	0	0	0	0	1	6	10
Athens	0	1	1	9	0	0	0	0	0	2	0	0	0	13
Auglaize	0	1	0	0	0	0	0	0	0	0	0	0	0	1
Belmont	0	0	0	0	0	0	0	0	0	1	0	0	0	1
Brown	0	0	0	2	0	0	0	1	0	0	0	0	0	3
Butler	0	0	8	3	2	0	0	0	0	2	0	0	8	23
Carroll	0	0	0	0	0	0	0	0	0	0	0	0	0	0
Champaign	0	3	1	0	0	0	0	0	0	0	0	0	1	5
Clark	0	0	4	3	0	0	0	0	0	0	0	0	1	8
Clermont	0	1	2	3	0	0	0	0	0	2	0	0	5	13
Clinton	0	0	0	0	0	0	0	0	0	0	0	0	1	1
Columbiana	0	0	0	0	1	0	0	0	0	0	0	0	2	3
Coshocton	0	1	0	0	0	0	0	0	0	0	0	0	0	1
Crawford	0	1	0	2	0	0	0	0	0	0	0	0	2	5
Cuyahoga	0	1	1	89	0	0	0	1	0	10	0	1	80	183
Darke	0	1	0	0	0	0	0	0	0	0	0	0	2	3
Defiance	0	0	0	0	0	0	0	0	0	0	0	0	0	0
Delaware	0	0	2	1	0	1	0	0	0	0	0	0	7	11
Erie	0	0	8	1	0	0	0	0	26	0	0	0	8	43
Fairfield	0	0	0	1	0	0	0	1	0	0	0	0	1	3
Fayette	0	3	2	3	0	0	0	0	0	0	0	0	1	9
Franklin	0	0	12	61	8	95	0	3	0	26	0	4	106	315
Fulton	0	1	21	1	0	0	0	0	0	0	0	0	1	24
Gallia	0	0	0	0	0	0	0	0	0	0	0	0	0	0
Geauga	0	0	2	2	0	0	0	0	0	0	0	0	5	9
Greene	0	0	2	0	0	3	0	0	0	2	0	0	5	12
Guernsey	0	0	0	0	0	0	0	0	0	0	0	0	0	0
Hamilton	0	0	7	15	12	11	0	0	0	1	0	1	90	137
Hancock	0	0	1	0	0	0	0	0	0	0	0	0	0	1
Hardin	0	0	0	0	0	0	0	0	0	1	0	0	0	1
Harrison	0	0	0	0	0	0	0	0	0	0	0	0	0	0
Henry	0	0	0	1	0	0	0	0	0	0	0	0	0	1
Highland	0	0	2	0	0	0	0	0	0	0	0	0	0	2
Hocking	0	0	0	0	0	0	0	0	0	0	0	0	0	0
Holmes	0	0	0	0	0	0	0	0	0	0	0	0	0	0
Huron	0	0	0	0	0	0	0	0	0	0	0	0	1	1
Jackson	0	0	0	0	0	0	0	0	0	0	0	0	0	0
Jefferson	0	0	1	1	0	0	0	0	0	0	0	0	1	3
Knox	0	0	0	2	0	0	0	0	0	0	0	0	5	7
Lake	0	1	1	4	2	0	0	0	0	3	0	1	8	20
Lawrence	0	0	0	0	0	0	0	0	0	0	0	0	0	0
Licking	0	0	0	3	0	0	0	0	0	0	0	0	6	9
Logan	0	1	0	0	0	0	0	0	0	0	0	0	0	1

Courts of Common Pleas – General Division
Administrative Appeal Terminations
2007

County	Jury Trial	Court Trial	Settled or Dismissed Pre Trial	Dismissal	For Want of Prosecution	Magistrate	Diversion or Arbitration	Default	Unavailability of Party	Transferred Out	Private Judge Referral	Bankruptcy Stay/Interlocutory Appeal	Other Terminations	Total Terminations
Lorain	0	0	3	3	0	1	0	5	0	1	0	0	14	27
Lucas	0	0	3	7	2	0	0	0	0	5	0	0	32	49
Madison	0	0	0	0	0	0	0	0	0	0	0	0	0	0
Mahoning	0	0	3	4	0	4	0	0	0	1	0	0	4	16
Marion	0	0	0	0	0	0	0	0	0	0	0	0	0	0
Medina	0	0	10	8	0	1	0	0	0	3	0	0	2	24
Meigs	0	0	0	0	0	0	0	0	0	0	0	0	0	0
Mercer	0	0	0	0	1	0	0	0	0	0	0	0	2	3
Miami	0	0	1	0	0	0	0	0	0	0	0	0	1	2
Monroe	0	0	0	0	0	0	0	0	0	0	0	0	1	1
Montgomery	0	0	5	26	3	4	0	3	0	3	0	1	19	64
Morgan	0	0	0	0	0	0	0	0	0	0	0	0	0	0
Morrow	0	0	1	0	0	0	0	0	0	3	0	0	0	4
Muskingum	0	0	2	0	0	0	0	0	0	0	0	0	2	4
Noble	0	0	0	1	0	0	0	0	0	0	0	0	0	1
Ottawa	0	0	0	2	0	0	0	0	0	0	0	0	6	8
Paulding	0	0	0	0	0	0	0	0	0	0	0	0	0	0
Perry	0	0	0	0	0	0	0	0	0	0	0	0	0	0
Pickaway	0	0	0	0	0	0	0	0	0	0	0	0	0	0
Pike	0	0	0	0	0	0	0	0	0	0	0	0	4	4
Portage	0	0	1	1	2	1	0	1	0	1	0	0	5	12
Preble	0	0	1	0	0	0	0	0	0	0	0	0	0	1
Putnam	0	0	0	0	0	0	0	0	0	0	0	0	0	0
Richland	0	0	0	0	0	0	0	0	0	0	0	0	4	4
Ross	0	0	1	3	0	0	0	0	0	1	0	0	1	6
Sandusky	0	0	0	0	0	0	0	0	0	0	0	0	1	1
Scioto	0	0	0	0	0	0	0	0	0	0	0	0	1	1
Seneca	0	0	1	0	0	0	0	0	0	0	0	0	1	2
Shelby	0	1	0	0	0	0	0	0	0	0	0	0	0	1
Stark	0	1	4	3	3	0	0	0	0	4	0	1	14	30
Summit	0	0	7	35	4	0	0	0	0	15	0	0	63	124
Trumbull	0	14	6	5	0	0	0	1	0	2	0	0	2	30
Tuscarawas	0	0	0	0	3	0	0	0	0	0	0	2	4	9
Union	0	0	0	0	0	0	0	0	0	0	0	0	0	0
Van Wert	0	0	0	0	0	0	0	1	0	0	0	0	1	2
Vinton	0	1	2	1	0	0	0	0	0	0	0	0	0	4
Warren	0	3	6	0	0	0	0	0	0	0	0	0	5	14
Washington	0	0	0	3	0	0	0	0	0	1	0	0	1	5
Wayne	0	0	3	0	0	0	0	0	0	0	0	0	0	3
Williams	0	0	0	1	0	0	0	0	0	0	0	0	0	1
Wood	0	0	3	0	0	0	0	0	0	0	0	0	2	5
Wyandot	0	0	0	2	0	0	0	0	0	0	0	0	0	2
Statewide	0	37	142	318	44	121	0	17	26	90	0	12	547	1,354

Courts of Common Pleas – General Division
Complex Litigation Overall Caseloads
2007

County	Cases Pending January 1	New Filings	Reactivations and Transfers	Total Cases	Total Terminations	Clearance Rate	Cases Pending December 31	Cases Pending Beyond Time Guidelines
Adams	0	0	1	1	1	100%	0	0
Allen	0	0	0	0	0	-	0	0
Ashland	1	0	0	1	0	-	1	0
Ashtabula	0	0	0	0	0	-	0	0
Athens	4	0	1	5	5	500%	0	0
Auglaize	0	0	2	2	0	0%	2	0
Belmont	3	0	0	3	0	-	3	2
Brown	0	0	0	0	0	-	0	0
Butler	0	0	2	2	1	50%	1	0
Carroll	0	0	0	0	0	-	0	0
Champaign	0	0	0	0	0	-	0	0
Clark	1	0	0	1	1	-	0	0
Clermont	0	0	2	2	1	50%	1	0
Clinton	0	0	0	0	0	-	0	0
Columbiana	2	0	8	10	9	113%	1	0
Coshocton	0	0	0	0	0	-	0	0
Crawford	0	0	0	0	0	-	0	0
Cuyahoga	5	0	3	8	6	200%	2	0
Darke	1	0	1	2	0	0%	2	0
Defiance	0	0	0	0	0	-	0	0
Delaware	1	0	1	2	2	200%	0	0
Erie	0	0	0	0	0	-	0	0
Fairfield	0	0	1	1	1	100%	0	0
Fayette	0	0	0	0	0	-	0	0
Franklin	30	0	19	49	17	89%	32	2
Fulton	1	0	1	2	2	200%	0	0
Gallia	0	0	0	0	0	-	0	0
Geauga	0	0	2	2	2	100%	0	0
Greene	0	0	3	3	1	33%	2	0
Guernsey	11	0	10	21	12	120%	9	0
Hamilton	0	0	0	0	0	-	0	0
Hancock	0	0	0	0	0	-	0	0
Hardin	1	0	1	2	1	100%	1	0
Harrison	0	0	0	0	0	-	0	0
Henry	0	0	0	0	0	-	0	0
Highland	0	0	0	0	0	-	0	0
Hocking	0	0	0	0	0	-	0	0
Holmes	0	0	0	0	0	-	0	0
Huron	0	0	0	0	0	-	0	0
Jackson	0	0	0	0	0	-	0	0
Jefferson	0	0	0	0	0	-	0	0
Knox	0	0	0	0	0	-	0	0
Lake	2	0	0	2	1	-	1	0
Lawrence	0	0	0	0	0	-	0	0
Licking	0	0	0	0	0	-	0	0

Courts of Common Pleas – General Division
Complex Litigation Overall Caseloads
2007

County	Cases Pending January 1	New Filings	Reactivations and Transfers	Total Cases	Total Terminations	Clearance Rate	Cases Pending December 31	Cases Pending Beyond Time Guidelines
Logan	1	0	1	2	0	0%	2	0
Lorain	0	0	0	0	0	-	0	0
Lucas	14	0	9	23	11	122%	12	3
Madison	0	0	0	0	0	-	0	0
Mahoning	0	0	0	0	0	-	0	0
Marion	1	0	0	1	1	-	0	0
Medina	1	0	2	3	3	150%	0	0
Meigs	0	0	0	0	0	-	0	0
Mercer	0	0	0	0	0	-	0	0
Miami	1	0	1	2	1	100%	1	0
Monroe	0	0	0	0	0	-	0	0
Montgomery	1	0	0	1	1	-	0	0
Morgan	2	0	0	2	0	-	2	0
Morrow	0	0	1	1	0	0%	1	0
Muskingum	0	0	0	0	0	-	0	0
Noble	0	0	0	0	0	-	0	0
Ottawa	1	0	0	1	0	-	1	1
Paulding	0	0	0	0	0	-	0	0
Perry	0	0	0	0	0	-	0	0
Pickaway	0	0	0	0	0	-	0	0
Pike	1	0	1	2	1	100%	1	0
Portage	0	0	0	0	0	-	0	0
Preble	0	0	0	0	0	-	0	0
Putnam	0	0	0	0	0	-	0	0
Richland	0	0	0	0	0	-	0	0
Ross	7	0	0	7	7	-	0	0
Sandusky	0	0	0	0	0	-	0	0
Scioto	0	0	1	1	0	0%	1	0
Seneca	0	0	0	0	0	-	0	0
Shelby	0	0	1	1	0	0%	1	0
Stark	0	0	3	3	0	0%	3	0
Summit	2	0	3	5	3	100%	2	0
Trumbull	1	0	1	2	1	100%	1	0
Tuscarawas	0	0	0	0	0	-	0	0
Union	0	0	0	0	0	-	0	0
Van Wert	0	0	0	0	0	-	0	0
Vinton	0	0	0	0	0	-	0	0
Warren	0	0	0	0	0	-	0	0
Washington	0	0	0	0	0	-	0	0
Wayne	0	0	0	0	0	-	0	0
Williams	0	0	0	0	0	-	0	0
Wood	1	0	2	3	1	50%	2	1
Wyandot	0	0	0	0	0	-	0	0
Statewide	97	0	84	181	93	111%	88	9

Courts of Common Pleas – General Division
Complex Litigation Terminations
2007

County	Jury Trial	Court Trial	Settled or Dismissed Pre Trial	Dismissal	For Want of Prosecution	Magistrate	Diversion or Arbitration	Default	Unavailability of Party	Transferred Out	Private Judge Referral	Bankruptcy Stay/Interlocutory Appeal	Other Terminations	Total Terminations
Adams	0	0	0	1	0	0	0	0	0	0	0	0	0	1
Allen	0	0	0	0	0	0	0	0	0	0	0	0	0	0
Ashland	0	0	0	0	0	0	0	0	0	0	0	0	0	0
Ashtabula	0	0	0	0	0	0	0	0	0	0	0	0	0	0
Athens	0	0	1	1	0	0	0	1	0	0	1	0	1	5
Auglaize	0	0	0	0	0	0	0	0	0	0	0	0	0	0
Belmont	0	0	0	0	0	0	0	0	0	0	0	0	0	0
Brown	0	0	0	0	0	0	0	0	0	0	0	0	0	0
Butler	0	0	0	1	0	0	0	0	0	0	0	0	0	1
Carroll	0	0	0	0	0	0	0	0	0	0	0	0	0	0
Champaign	0	0	0	0	0	0	0	0	0	0	0	0	0	0
Clark	0	0	0	0	0	0	0	0	0	1	0	0	0	1
Clermont	0	0	0	0	0	0	0	0	0	0	0	0	1	1
Clinton	0	0	0	0	0	0	0	0	0	0	0	0	0	0
Columbiana	0	4	0	2	0	1	0	0	1	0	0	0	1	9
Coshocton	0	0	0	0	0	0	0	0	0	0	0	0	0	0
Crawford	0	0	0	0	0	0	0	0	0	0	0	0	0	0
Cuyahoga	0	0	3	1	0	0	0	0	0	1	0	0	1	6
Darke	0	0	0	0	0	0	0	0	0	0	0	0	0	0
Defiance	0	0	0	0	0	0	0	0	0	0	0	0	0	0
Delaware	0	0	1	0	0	0	0	0	0	0	0	0	1	2
Erie	0	0	0	0	0	0	0	0	0	0	0	0	0	0
Fairfield	0	0	0	1	0	0	0	0	0	0	0	0	0	1
Fayette	0	0	0	0	0	0	0	0	0	0	0	0	0	0
Franklin	0	1	3	5	1	0	0	0	0	3	0	1	3	17
Fulton	1	0	0	0	0	0	0	0	0	0	0	0	1	2
Gallia	0	0	0	0	0	0	0	0	0	0	0	0	0	0
Geauga	0	0	1	1	0	0	0	0	0	0	0	0	0	2
Greene	0	0	0	1	0	0	0	0	0	0	0	0	0	1
Guernsey	1	3	4	1	0	0	0	1	0	1	0	1	0	12
Hamilton	0	0	0	0	0	0	0	0	0	0	0	0	0	0
Hancock	0	0	0	0	0	0	0	0	0	0	0	0	0	0
Hardin	0	0	0	1	0	0	0	0	0	0	0	0	0	1
Harrison	0	0	0	0	0	0	0	0	0	0	0	0	0	0
Henry	0	0	0	0	0	0	0	0	0	0	0	0	0	0
Highland	0	0	0	0	0	0	0	0	0	0	0	0	0	0
Hocking	0	0	0	0	0	0	0	0	0	0	0	0	0	0
Holmes	0	0	0	0	0	0	0	0	0	0	0	0	0	0
Huron	0	0	0	0	0	0	0	0	0	0	0	0	0	0
Jackson	0	0	0	0	0	0	0	0	0	0	0	0	0	0
Jefferson	0	0	0	0	0	0	0	0	0	0	0	0	0	0
Knox	0	0	0	0	0	0	0	0	0	0	0	0	0	0
Lake	0	0	0	0	0	0	0	0	0	0	0	1	0	1
Lawrence	0	0	0	0	0	0	0	0	0	0	0	0	0	0
Licking	0	0	0	0	0	0	0	0	0	0	0	0	0	0
Logan	0	0	0	0	0	0	0	0	0	0	0	0	0	0

Courts of Common Pleas – General Division
Complex Litigation Terminations
2007

County	Jury Trial	Court Trial	Settled or Dismissed Pre Trial	Dismissal	For Want of Prosecution	Magistrate	Diversion or Arbitration	Default	Unavailability of Party	Transferred Out	Private Judge Referral	Bankruptcy Stay/Interlocutory Appeal	Other Terminations	Total Terminations
Lorain	0	0	0	0	0	0	0	0	0	0	0	0	0	0
Lucas	0	0	7	0	0	0	0	0	0	1	0	1	2	11
Madison	0	0	0	0	0	0	0	0	0	0	0	0	0	0
Mahoning	0	0	0	0	0	0	0	0	0	0	0	0	0	0
Marion	0	0	1	0	0	0	0	0	0	0	0	0	0	1
Medina	0	0	2	0	0	0	0	1	0	0	0	0	0	3
Meigs	0	0	0	0	0	0	0	0	0	0	0	0	0	0
Mercer	0	0	0	0	0	0	0	0	0	0	0	0	0	0
Miami	0	0	0	0	0	0	0	0	0	0	0	0	1	1
Monroe	0	0	0	0	0	0	0	0	0	0	0	0	0	0
Montgomery	0	0	0	1	0	0	0	0	0	0	0	0	0	1
Morgan	0	0	0	0	0	0	0	0	0	0	0	0	0	0
Morrow	0	0	0	0	0	0	0	0	0	0	0	0	0	0
Muskingum	0	0	0	0	0	0	0	0	0	0	0	0	0	0
Noble	0	0	0	0	0	0	0	0	0	0	0	0	0	0
Ottawa	0	0	0	0	0	0	0	0	0	0	0	0	0	0
Paulding	0	0	0	0	0	0	0	0	0	0	0	0	0	0
Perry	0	0	0	0	0	0	0	0	0	0	0	0	0	0
Pickaway	0	0	0	0	0	0	0	0	0	0	0	0	0	0
Pike	0	0	0	0	0	0	0	0	0	0	0	0	1	1
Portage	0	0	0	0	0	0	0	0	0	0	0	0	0	0
Preble	0	0	0	0	0	0	0	0	0	0	0	0	0	0
Putnam	0	0	0	0	0	0	0	0	0	0	0	0	0	0
Richland	0	0	0	0	0	0	0	0	0	0	0	0	0	0
Ross	0	0	0	0	0	0	0	0	0	0	0	7	0	7
Sandusky	0	0	0	0	0	0	0	0	0	0	0	0	0	0
Scioto	0	0	0	0	0	0	0	0	0	0	0	0	0	0
Seneca	0	0	0	0	0	0	0	0	0	0	0	0	0	0
Shelby	0	0	0	0	0	0	0	0	0	0	0	0	0	0
Stark	0	0	0	0	0	0	0	0	0	0	0	0	0	0
Summit	0	0	0	3	0	0	0	0	0	0	0	0	0	3
Trumbull	0	1	0	0	0	0	0	0	0	0	0	0	0	1
Tuscarawas	0	0	0	0	0	0	0	0	0	0	0	0	0	0
Union	0	0	0	0	0	0	0	0	0	0	0	0	0	0
Van Wert	0	0	0	0	0	0	0	0	0	0	0	0	0	0
Vinton	0	0	0	0	0	0	0	0	0	0	0	0	0	0
Warren	0	0	0	0	0	0	0	0	0	0	0	0	0	0
Washington	0	0	0	0	0	0	0	0	0	0	0	0	0	0
Wayne	0	0	0	0	0	0	0	0	0	0	0	0	0	0
Williams	0	0	0	0	0	0	0	0	0	0	0	0	0	0
Wood	0	0	1	0	0	0	0	0	0	0	0	0	0	1
Wyandot	0	0	0	0	0	0	0	0	0	0	0	0	0	0
Statewide	2	9	24	20	1	1	0	3	1	7	1	11	13	93

Courts of Common Pleas – General Division
Other Civil Overall Caseloads
2007

County	Cases Pending January 1	New Filings	Reactivations and Transfers	Total Cases	Total Terminations	Clearance Rate	Cases Pending December 31	Cases Pending Beyond Time Guidelines
Adams	54	222	15	291	209	88%	82	3
Allen	164	475	23	662	467	94%	195	1
Ashland	66	160	6	232	165	99%	67	2
Ashtabula	314	612	25	951	644	101%	307	17
Athens	148	566	6	720	453	79%	267	3
Auglaize	29	115	3	147	120	102%	27	0
Belmont	150	250	16	416	246	92%	170	16
Brown	205	379	1	585	229	60%	356	41
Butler	697	2,131	170	2,998	2,139	93%	859	8
Carroll	33	73	0	106	61	84%	45	1
Champaign	85	108	9	202	127	109%	75	21
Clark	213	335	4	552	276	81%	276	24
Clermont	501	1,078	136	1,715	1,210	100%	505	24
Clinton	105	165	1	271	169	102%	102	2
Columbiana	176	521	9	706	536	101%	170	2
Coshocton	124	479	3	606	487	101%	119	5
Crawford	70	245	6	321	202	80%	119	1
Cuyahoga	5,003	12,892	463	18,358	12,331	92%	6,027	153
Darke	57	139	2	198	149	106%	49	0
Defiance	144	291	0	435	285	98%	150	4
Delaware	222	492	41	755	497	93%	258	3
Erie	410	357	66	833	476	113%	357	11
Fairfield	295	508	15	818	539	103%	279	8
Fayette	80	137	4	221	152	108%	69	1
Franklin	2,894	5,970	681	9,545	6,421	97%	3,124	98
Fulton	70	153	6	229	132	83%	97	2
Gallia	50	138	4	192	136	96%	56	0
Geauga	256	403	46	705	472	105%	233	2
Greene	165	315	12	492	340	104%	152	2
Guernsey	77	145	15	237	156	98%	81	0
Hamilton	2,250	4,577	210	7,037	4,752	99%	2,285	154
Hancock	139	384	7	530	368	94%	162	3
Hardin	28	89	4	121	96	103%	25	1
Harrison	29	43	1	73	43	98%	30	7
Henry	64	73	0	137	66	90%	71	0
Highland	110	197	0	307	189	96%	118	12
Hocking	95	114	0	209	100	88%	109	2
Holmes	25	109	0	134	104	95%	30	0
Huron	70	245	4	319	198	80%	121	0
Jackson	96	168	1	265	156	92%	109	7
Jefferson	170	285	28	483	272	87%	211	0
Knox	107	296	7	410	262	86%	148	4
Lake	555	1,968	51	2,574	1,762	87%	812	4
Lawrence	259	310	30	599	302	89%	297	38
Licking	325	890	33	1,248	825	89%	423	16

Courts of Common Pleas – General Division
Other Civil Overall Caseloads
2007

County	Cases Pending January 1	New Filings	Reactivations and Transfers	Total Cases	Total Terminations	Clearance Rate	Cases Pending December 31	Cases Pending Beyond Time Guidelines
Logan	72	220	0	292	224	102%	68	1
Lorain	742	2,246	273	3,261	2,083	83%	1,178	19
Lucas	1,360	2,710	131	4,201	2,726	96%	1,475	24
Madison	58	130	10	198	132	94%	66	0
Mahoning	1,422	2,224	125	3,771	2,324	99%	1,447	132
Marion	136	436	58	630	523	106%	107	4
Medina	379	893	19	1,291	881	97%	410	0
Meigs	29	62	7	98	66	96%	32	0
Mercer	34	65	0	99	60	92%	39	2
Miami	137	354	11	502	339	93%	163	0
Monroe	24	60	5	89	55	85%	34	0
Montgomery	1,096	3,026	185	4,307	2,975	93%	1,332	18
Morgan	61	56	9	126	64	98%	62	7
Morrow	117	122	28	267	121	81%	146	19
Muskingum	145	274	16	435	250	86%	185	19
Noble	35	46	4	85	47	94%	38	2
Ottawa	270	402	2	674	459	114%	215	2
Paulding	53	112	3	168	123	107%	45	3
Perry	54	116	1	171	118	101%	53	0
Pickaway	191	342	3	536	341	99%	195	0
Pike	85	188	2	275	152	80%	123	18
Portage	427	794	16	1,237	589	73%	648	34
Preble	131	218	1	350	254	116%	96	0
Putnam	39	66	1	106	55	82%	51	7
Richland	309	799	33	1,141	737	89%	404	5
Ross	165	300	11	476	245	79%	231	45
Sandusky	91	165	9	265	142	82%	123	1
Scioto	450	782	24	1,256	852	106%	404	1
Seneca	48	259	29	336	246	85%	90	0
Shelby	34	110	1	145	97	87%	48	0
Stark	389	1,486	136	2,011	1,575	97%	436	0
Summit	1,154	2,651	145	3,950	2,625	94%	1,325	18
Trumbull	894	1,342	48	2,284	1,453	105%	831	70
Tuscarawas	138	365	16	519	333	87%	186	2
Union	66	151	8	225	180	113%	45	0
Van Wert	120	324	14	458	332	98%	126	0
Vinton	21	39	0	60	38	97%	22	0
Warren	472	1,121	32	1,625	976	85%	649	28
Washington	109	234	1	344	233	99%	111	4
Wayne	166	380	10	556	293	75%	263	2
Williams	48	89	5	142	87	93%	55	0
Wood	159	373	17	549	355	91%	194	0
Wyandot	39	89	9	137	105	107%	32	2
Statewide	29,148	65,823	3,622	98,593	65,186	94%	33,407	1,192

Courts of Common Pleas – General Division
Other Civil Terminations
2007

County	Jury Trial	Court Trial	Settled or Dismissed Pre Trial	Dismissal	For Want of Prosecution	Magistrate	Diversion or Arbitration	Default	Unavailability of Party	Transferred Out	Private Judge Referral	Bankruptcy Stay/Interlocutory Appeal	Other Terminations	Total Terminations
Adams	1	1	1	70	5	39	1	63	0	7	0	4	17	209
Allen	3	15	63	159	13	0	2	81	0	13	0	11	107	467
Ashland	0	0	1	34	0	44	10	59	0	5	1	5	6	165
Ashtabula	1	4	63	149	0	1	1	339	0	10	0	32	44	644
Athens	5	15	14	107	0	2	4	148	1	13	0	5	139	453
Auglaize	1	19	10	20	1	0	0	27	0	2	0	3	37	120
Belmont	1	1	4	85	0	0	1	82	0	4	2	8	58	246
Brown	0	3	6	87	2	1	11	103	0	1	0	0	15	229
Butler	4	10	201	249	16	1	23	692	0	56	0	45	842	2,139
Carroll	0	4	15	14	1	0	0	24	0	0	0	3	0	61
Champaign	1	3	49	12	0	0	16	30	2	5	0	3	6	127
Clark	3	0	66	32	5	0	0	85	0	17	0	18	50	276
Clermont	7	21	146	341	15	248	18	96	5	121	0	24	168	1,210
Clinton	0	2	49	18	0	1	0	19	0	2	0	5	73	169
Columbiana	2	15	62	71	46	96	1	128	0	10	0	24	81	536
Coshocton	0	9	8	45	0	0	0	160	0	1	0	4	260	487
Crawford	1	3	32	20	3	61	0	61	0	6	0	3	12	202
Cuyahoga	42	55	34	4,331	0	13	100	5,041	0	567	0	270	1,878	12,331
Darke	0	5	28	12	1	0	0	72	0	0	0	4	27	149
Defiance	1	6	38	50	14	0	0	172	0	0	0	0	4	285
Delaware	0	5	118	87	11	31	11	138	0	16	0	30	50	497
Erie	1	4	132	68	34	1	8	65	0	31	0	8	124	476
Fairfield	7	8	40	162	2	10	28	158	0	10	0	26	88	539
Fayette	0	18	7	36	0	5	5	75	0	2	0	1	3	152
Franklin	19	25	531	1,477	151	993	202	1,696	0	155	1	338	833	6,421
Fulton	0	11	49	3	4	0	1	49	0	1	0	5	9	132
Gallia	0	22	25	17	10	1	0	30	0	5	0	1	25	136
Geauga	1	8	50	116	14	31	6	123	6	9	0	18	90	472
Greene	1	1	12	88	6	58	0	112	1	14	0	19	28	340
Guernsey	2	9	34	9	5	22	6	35	1	0	0	9	24	156
Hamilton	11	7	260	621	607	1,479	51	503	0	163	1	77	972	4,752
Hancock	0	35	62	42	51	0	6	107	0	41	0	3	21	368
Hardin	0	1	5	29	1	1	2	22	0	2	0	2	31	96
Harrison	2	3	9	4	0	0	1	18	0	0	0	1	5	43
Henry	0	0	4	23	0	0	0	8	0	1	0	0	30	66
Highland	2	16	40	45	0	0	0	67	0	4	0	2	13	189
Hocking	0	5	54	40	0	0	0	0	0	0	0	1	0	100
Holmes	0	10	18	6	0	0	0	36	0	1	0	4	29	104
Huron	0	1	32	28	5	0	1	69	0	8	0	9	45	198
Jackson	0	0	4	29	1	0	3	108	0	1	0	0	10	156
Jefferson	2	9	42	73	0	0	0	82	0	20	0	17	27	272
Knox	1	4	17	83	0	0	3	0	0	0	0	2	152	262
Lake	11	19	250	209	191	130	57	577	0	58	0	54	206	1,762
Lawrence	3	3	14	140	1	27	0	77	0	17	0	7	13	302
Licking	4	4	84	155	15	76	0	279	0	23	0	26	159	825
Logan	0	2	30	65	1	47	0	51	0	2	0	9	17	224

Courts of Common Pleas – General Division
Other Civil Terminations
2007

County	Jury Trial	Court Trial	Settled or Dismissed Pre Trial	Dismissal	For Want of Prosecution	Magistrate	Diversion or Arbitration	Default	Unavailability of Party	Transferred Out	Private Judge Referral	Bankruptcy Stay/Interlocutory Appeal	Other Terminations	Total Terminations
Lorain	5	7	329	403	10	72	21	767	0	87	0	98	284	2,083
Lucas	9	19	414	495	82	0	14	646	0	68	0	89	890	2,726
Madison	0	10	9	38	0	0	0	10	0	2	0	6	57	132
Mahoning	8	9	330	745	0	400	44	563	1	70	0	64	90	2,324
Marion	5	159	101	43	41	0	0	83	0	21	0	2	68	523
Medina	9	2	421	160	13	73	7	56	1	27	0	27	85	881
Meigs	1	4	28	0	1	0	0	29	0	0	0	1	2	66
Mercer	0	1	12	2	8	0	0	27	0	1	0	2	7	60
Miami	1	8	17	72	10	0	11	95	0	16	0	16	93	339
Monroe	0	3	1	14	0	0	0	17	0	1	0	1	18	55
Montgomery	3	1	96	696	465	156	55	1,048	0	63	0	64	328	2,975
Morgan	0	10	3	22	2	0	0	10	0	1	0	3	13	64
Morrow	0	2	28	18	5	0	0	27	0	18	0	4	19	121
Muskingum	2	4	78	18	1	0	0	102	0	13	0	8	24	250
Noble	1	7	3	19	1	0	2	5	0	0	0	2	7	47
Ottawa	1	2	2	60	32	33	0	170	0	5	0	4	150	459
Paulding	4	1	2	31	0	0	2	74	0	3	0	3	3	123
Perry	0	3	54	0	0	0	0	42	0	3	0	4	12	118
Pickaway	2	18	43	101	0	3	0	159	0	3	3	6	3	341
Pike	0	0	15	26	0	0	0	63	0	5	0	1	42	152
Portage	2	0	162	90	27	10	4	192	0	20	0	10	72	589
Preble	3	6	7	54	7	0	0	133	0	4	0	11	29	254
Putnam	0	13	1	13	0	7	0	0	0	8	0	2	11	55
Richland	8	2	127	73	48	137	24	214	0	15	0	21	68	737
Ross	1	13	35	65	0	10	0	59	0	14	0	9	39	245
Sandusky	1	0	12	37	0	0	5	9	2	6	0	6	64	142
Scioto	3	5	33	161	2	0	2	453	1	19	0	14	159	852
Seneca	2	10	64	17	0	58	1	62	0	5	0	6	21	246
Shelby	0	3	6	16	16	0	0	42	0	5	0	2	7	97
Stark	4	10	345	90	105	1	68	490	0	107	0	75	280	1,575
Summit	21	20	441	417	76	154	57	715	1	147	0	122	454	2,625
Trumbull	9	167	455	140	0	3	5	393	1	43	0	47	190	1,453
Tuscarawas	0	7	63	14	57	0	7	84	2	36	0	12	51	333
Union	2	21	13	36	1	0	0	62	0	4	0	7	34	180
Van Wert	0	2	75	2	0	0	0	209	0	4	0	9	31	332
Vinton	0	7	9	4	0	0	1	13	0	1	0	2	1	38
Warren	10	22	163	166	0	0	0	414	2	6	0	19	174	976
Washington	2	22	59	40	17	0	0	58	0	8	0	9	18	233
Wayne	3	2	89	22	1	0	0	109	0	9	0	10	48	293
Williams	0	2	30	13	0	0	0	34	0	1	0	1	6	87
Wood	2	3	115	43	15	0	19	81	0	8	0	9	60	355
Wyandot	0	3	9	20	0	23	5	21	0	5	0	5	14	105
Statewide	264	1,031	7,112	14,057	2,275	4,559	933	19,807	27	2,306	8	1,953	10,854	65,186

Courts of Common Pleas – General Division
Criminal Overall Caseloads
2007

County	Cases Pending January 1	New Filings	Reactivations and Transfers	Total Cases	Total Terminations	Clearance Rate	Cases Pending December 31	Cases Pending Beyond Time Guidelines
Adams	44	158	35	237	168	87%	69	6
Allen	117	416	25	558	459	104%	99	8
Ashland	44	117	45	206	163	101%	43	1
Ashtabula	201	392	80	673	479	101%	194	51
Athens	219	508	23	750	526	99%	224	78
Auglaize	57	142	20	219	191	118%	28	0
Belmont	84	279	31	394	321	104%	73	19
Brown	341	298	89	728	454	117%	274	137
Butler	857	2,215	877	3,949	3,132	101%	817	92
Carroll	17	128	6	151	122	91%	29	0
Champaign	131	321	17	469	328	97%	141	17
Clark	518	1,350	148	2,016	1,565	104%	451	57
Clermont	424	943	293	1,660	1,326	107%	334	46
Clinton	233	436	14	683	518	115%	165	23
Columbiana	256	339	54	649	396	101%	253	103
Coshocton	74	180	2	256	166	91%	90	3
Crawford	56	195	6	257	179	89%	78	13
Cuyahoga	5,215	16,578	2,741	24,534	19,236	100%	5,298	773
Darke	125	187	8	320	259	133%	61	0
Defiance	105	345	0	450	287	83%	163	0
Delaware	192	651	87	930	692	94%	238	34
Erie	1,238	651	139	2,028	1,763	223%	265	24
Fairfield	146	505	60	711	572	101%	139	17
Fayette	70	229	19	318	250	101%	68	3
Franklin	3,681	9,677	3,386	16,744	12,877	99%	3,867	502
Fulton	94	172	5	271	166	94%	105	0
Gallia	61	198	0	259	198	100%	61	0
Geauga	67	190	43	300	236	101%	64	5
Greene	255	904	42	1,201	910	96%	291	25
Guernsey	53	171	29	253	190	95%	63	4
Hamilton	2,546	9,158	1,866	13,570	11,128	101%	2,442	452
Hancock	141	281	36	458	348	110%	110	18
Hardin	70	171	12	253	182	99%	71	3
Harrison	31	92	10	133	94	92%	39	9
Henry	52	90	0	142	72	80%	70	0
Highland	193	322	0	515	376	117%	139	32
Hocking	74	258	91	423	347	99%	76	0
Holmes	23	230	0	253	227	99%	26	0
Huron	66	230	18	314	237	96%	77	9
Jackson	126	153	0	279	141	92%	138	57
Jefferson	50	152	8	210	168	105%	42	8
Knox	71	192	0	263	177	92%	86	13
Lake	168	692	68	928	773	102%	155	3
Lawrence	81	295	224	600	528	102%	72	19
Licking	268	783	56	1,107	778	93%	329	32

Courts of Common Pleas – General Division
Criminal Overall Caseloads
2007

County	Cases Pending January 1	New Filings	Reactivations and Transfers	Total Cases	Total Terminations	Clearance Rate	Cases Pending December 31	Cases Pending Beyond Time Guidelines
Logan	70	206	19	295	235	104%	60	5
Lorain	1,204	2,015	754	3,973	2,587	93%	1,386	517
Lucas	634	2,453	233	3,320	2,687	100%	633	26
Madison	27	156	11	194	191	114%	3	1
Mahoning	981	1,308	742	3,031	2,263	110%	768	245
Marion	133	460	67	660	561	106%	99	1
Medina	220	768	4	992	778	101%	214	0
Meigs	30	96	2	128	99	101%	29	1
Mercer	52	126	7	185	137	103%	48	2
Miami	105	379	22	506	396	99%	110	1
Monroe	51	48	1	100	69	141%	31	9
Montgomery	959	5,036	984	6,979	5,896	98%	1,083	77
Morgan	53	67	30	150	98	101%	52	5
Morrow	202	177	361	740	491	91%	249	97
Muskingum	131	323	15	469	377	112%	92	7
Noble	39	48	38	125	74	86%	51	26
Ottawa	136	156	1	293	223	142%	70	6
Paulding	25	66	135	226	194	97%	32	3
Perry	22	78	0	100	80	103%	20	0
Pickaway	53	239	14	306	254	100%	52	0
Pike	228	249	55	532	386	127%	146	47
Portage	286	790	40	1,116	782	94%	334	80
Preble	57	234	0	291	200	85%	91	5
Putnam	44	23	73	140	109	114%	31	10
Richland	348	959	259	1,566	1,218	100%	348	57
Ross	254	472	34	760	499	99%	261	59
Sandusky	150	270	60	480	405	123%	75	15
Scioto	341	930	165	1,436	1,112	102%	324	19
Seneca	76	269	16	361	267	94%	94	6
Shelby	103	311	10	424	324	101%	100	0
Stark	193	1,680	73	1,946	1,773	101%	173	0
Summit	1,152	4,771	933	6,856	5,722	100%	1,134	44
Trumbull	237	798	17	1,052	786	96%	266	58
Tuscarawas	127	375	51	553	439	103%	114	10
Union	56	194	31	281	244	108%	37	0
Van Wert	82	189	221	492	436	106%	56	0
Vinton	99	104	71	274	208	119%	66	0
Warren	387	811	125	1,323	965	103%	358	8
Washington	146	900	0	1,046	923	103%	123	6
Wayne	306	466	59	831	676	129%	155	7
Williams	43	227	7	277	218	93%	59	0
Wood	180	470	93	743	536	95%	207	33
Wyandot	50	114	56	220	156	92%	64	9
Statewide	29,007	81,785	16,602	127,394	99,779	101%	27,615	4,198

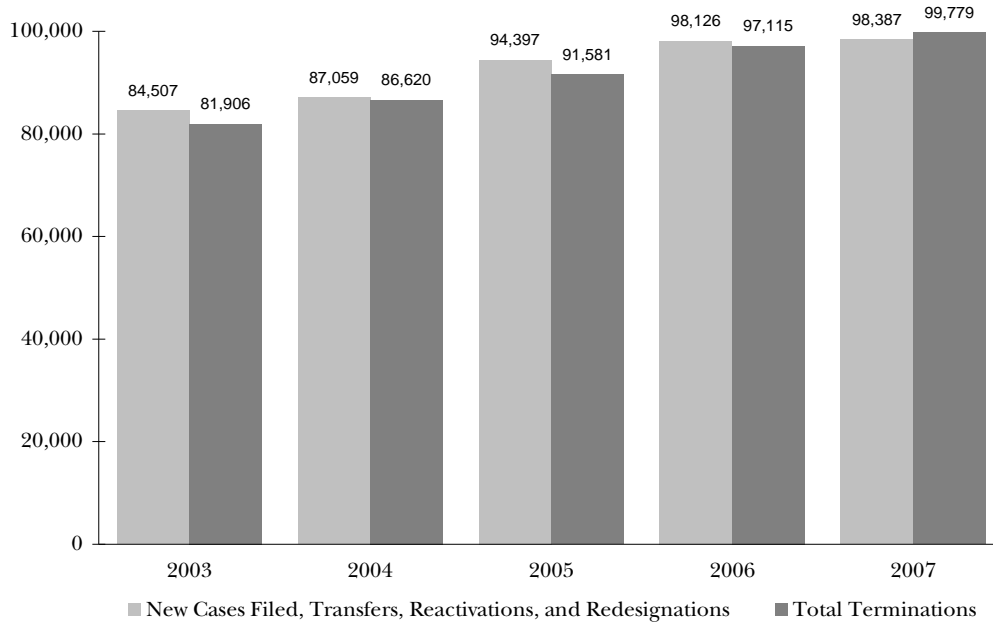
Courts of Common Pleas – General Division
Criminal Terminations
2007

County	Jury Trial	Court Trial	Settled or Dismissed Pre Trial	Dismissal	Dismissal for Lack of Speedy Trial	Diversion or Arbitration	Guilty or No Contest Plea to Original Charge	Guilty or No Contest Plea to Reduced Charge	Unavailability of Party	Transferred Out	Bankruptcy Stay/Interlocutory Appeal	Other Terminations	Total Terminations
Adams	2	0	0	11	1	1	95	24	20	9	0	5	168
Allen	5	2	0	11	2	11	201	215	8	1	1	2	459
Ashland	1	0	0	8	0	0	18	70	0	11	0	55	163
Ashtabula	18	0	1	40	0	7	111	225	57	9	2	9	479
Athens	4	2	0	34	0	45	331	12	28	44	0	26	526
Auglaize	7	0	0	2	0	3	42	110	23	4	0	0	191
Belmont	5	0	0	63	0	0	146	32	18	54	0	3	321
Brown	0	0	0	36	0	1	192	131	93	0	0	1	454
Butler	76	8	0	51	0	4	616	921	528	677	2	249	3,132
Carroll	0	0	7	7	0	5	55	47	1	0	0	0	122
Champaign	6	0	9	48	0	0	32	199	33	1	0	0	328
Clark	31	1	146	275	3	0	201	642	204	16	0	46	1,565
Clermont	20	21	10	72	0	97	603	258	139	84	0	22	1,326
Clinton	11	13	58	1	0	15	329	73	18	0	0	0	518
Columbiana	2	0	0	18	1	1	194	109	42	16	0	13	396
Coshocton	1	2	1	12	0	0	124	21	5	0	0	0	166
Crawford	6	0	1	9	0	36	87	33	7	0	0	0	179
Cuyahoga	482	352	15	1,296	0	1,075	9,928	3,671	1,709	663	3	42	19,236
Darke	6	2	0	20	1	5	90	126	9	0	0	0	259
Defiance	1	0	0	36	0	8	201	38	0	0	0	3	287
Delaware	9	5	39	56	1	101	117	286	65	13	0	0	692
Erie	6	0	0	37	0	12	125	408	38	112	0	1,025	1,763
Fairfield	5	2	65	7	0	30	285	46	116	12	1	3	572
Fayette	20	2	0	12	0	0	188	12	16	0	0	0	250
Franklin	144	43	498	26	1	153	1,753	6,624	1,245	2,338	11	41	12,877
Fulton	1	2	1	16	0	0	32	106	0	0	0	8	166
Gallia	2	0	10	67	0	0	62	23	30	3	0	1	198
Geauga	1	0	1	12	0	3	65	92	44	12	0	6	236
Greene	13	3	8	21	0	80	326	418	36	1	0	4	910
Guernsey	1	0	6	5	0	1	121	3	19	8	0	26	190
Hamilton	118	198	0	516	19	235	1,910	4,241	1,044	2,752	0	95	11,128
Hancock	2	1	7	1	0	30	229	38	13	26	0	1	348
Hardin	2	1	2	16	1	4	74	65	10	1	0	6	182
Harrison	2	0	9	3	0	4	35	33	6	2	0	0	94
Henry	3	0	0	10	0	3	38	18	0	0	0	0	72
Highland	1	0	0	58	0	0	256	12	18	1	0	30	376
Hocking	7	0	0	40	0	0	98	142	57	0	0	3	347
Holmes	2	37	2	10	0	0	87	9	16	1	0	63	227
Huron	4	2	0	13	0	6	50	141	14	7	0	0	237
Jackson	0	0	0	20	0	0	102	4	14	0	0	1	141
Jefferson	8	1	0	5	0	1	108	24	6	3	0	12	168
Knox	3	0	2	23	0	21	90	20	0	2	0	16	177
Lake	35	3	10	20	0	38	332	239	83	8	1	4	773
Lawrence	7	1	2	39	0	2	251	11	138	72	0	5	528
Licking	37	6	28	16	1	17	563	23	32	9	1	45	778
Logan	2	0	0	9	0	28	58	98	21	0	0	19	235

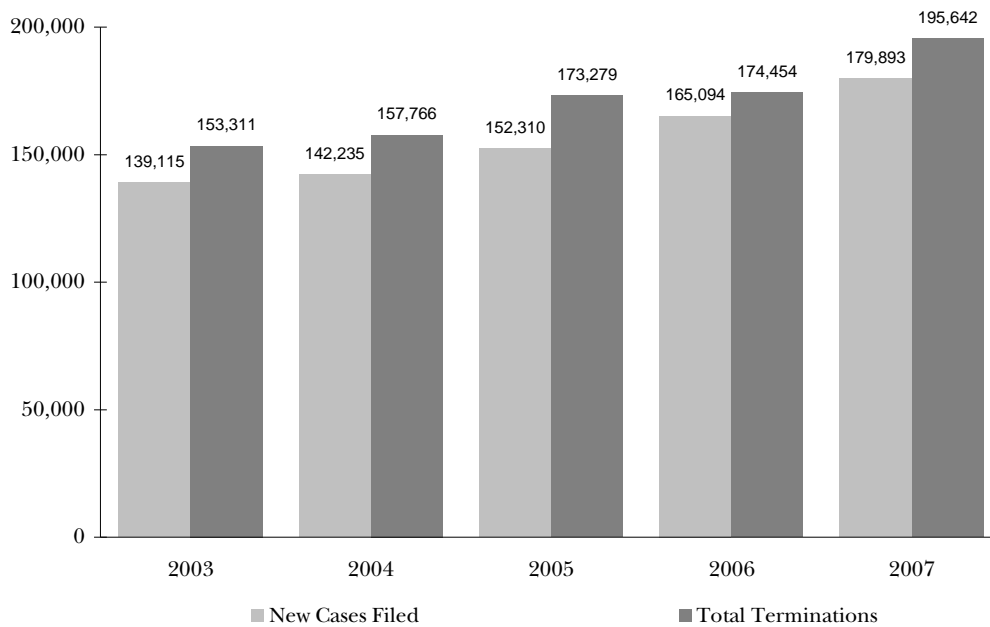
Courts of Common Pleas – General Division
Criminal Terminations
2007

County	Jury Trial	Court Trial	Settled or Dismissed Pre Trial	Dismissal	Dismissal for Lack of Speedy Trial	Diversion or Arbitration	Guilty or No Contest Plea to Original Charge	Guilty or No Contest Plea to Reduced Charge	Unavailability of Party	Transferred Out	Bankruptcy Stay/Interlocutory Appeal	Other Terminations	Total Terminations
Lorain	21	35	1	65	0	38	1,577	289	382	115	5	59	2,587
Lucas	58	8	89	279	1	16	628	1,377	171	13	0	47	2,687
Madison	8	0	0	16	0	0	129	11	8	0	0	19	191
Mahoning	22	2	1	162	0	155	1,320	28	284	248	26	15	2,263
Marion	9	0	0	6	0	21	201	265	49	10	0	0	561
Medina	22	1	0	5	0	54	513	104	48	20	5	6	778
Meigs	1	0	16	0	2	0	28	50	1	0	0	1	99
Mercer	2	0	1	0	13	8	39	68	5	0	1	0	137
Miami	3	5	0	29	0	15	302	14	26	1	0	1	396
Monroe	4	1	0	13	0	0	21	29	0	0	0	1	69
Montgomery	120	13	0	239	0	1,131	3,720	0	507	85	25	56	5,896
Morgan	0	3	0	21	0	1	53	10	8	0	0	2	98
Morrow	1	1	11	14	2	15	100	62	135	18	0	132	491
Muskingum	8	0	5	8	0	3	321	19	6	4	3	0	377
Noble	1	2	7	8	0	0	16	13	3	0	0	24	74
Ottawa	2	1	2	35	0	2	25	107	9	3	0	37	223
Paulding	2	1	0	27	0	0	76	23	6	1	0	58	194
Perry	10	0	4	0	0	0	61	0	5	0	0	0	80
Pickaway	9	1	0	50	0	0	142	37	10	0	0	5	254
Pike	0	0	48	91	0	0	132	12	70	0	0	33	386
Portage	18	4	5	63	0	0	314	290	31	53	0	4	782
Preble	5	2	1	6	0	20	0	138	14	0	0	14	200
Putnam	0	0	0	7	0	0	40	44	0	13	0	5	109
Richland	46	1	44	9	20	65	520	319	139	19	0	36	1,218
Ross	14	2	1	36	2	10	239	8	37	133	0	17	499
Sandusky	6	0	0	64	0	52	189	33	29	20	0	12	405
Scioto	15	1	2	160	1	9	261	312	130	83	0	138	1,112
Seneca	6	1	0	25	0	7	199	13	9	5	0	2	267
Shelby	0	0	0	34	0	0	93	157	5	4	0	31	324
Stark	86	4	4	6	2	39	1,329	147	140	13	2	1	1,773
Summit	153	30	0	368	0	49	1,489	2,688	893	50	0	2	5,722
Trumbull	9	1	0	59	0	0	285	298	58	26	0	50	786
Tuscarawas	5	1	2	37	4	65	162	114	42	3	0	4	439
Union	17	1	0	16	1	0	155	1	13	1	0	39	244
Van Wert	3	1	26	11	2	12	124	41	36	6	0	174	436
Vinton	1	2	3	10	0	1	71	28	30	0	0	62	208
Warren	27	2	0	16	0	0	233	504	109	13	0	61	965
Washington	14	55	63	175	3	1	195	27	77	10	0	303	923
Wayne	12	22	30	5	0	0	397	90	36	43	0	41	676
Williams	0	1	0	14	0	2	123	68	9	0	0	1	218
Wood	17	2	47	5	0	32	246	110	64	1	0	12	536
Wyandot	2	4	0	20	0	4	99	15	4	1	0	7	156
Statewide	1,878	921	1,351	5,322	84	3,910	37,118	28,056	9,661	7,987	89	3,402	99,779

Courts of Common Pleas - General Division
Criminal Cases - Statewide
2003 - 2007



Court of Common Pleas - General Division
All Civil Cases - Statewide
2003 - 2007



Section F: Courts of Common Pleas
DOMESTIC RELATIONS DIVISION



LAKE COUNTY COURTHOUSE
Painesville

Courts of Common Pleas – Domestic Relations Division
 Composite Report for the Entire State
 2007

	Marriage Terminations With Children	Marriage Terminations Without Children	Marriage Dissolutions With Children	Marriage Dissolutions Without Children	Change of Custody	Enforcement or Modification of Visitation	Enforcement or Modification of Support	Domestic Violence	U.I.F.S.A.	Parentage	All Others	Total
Cases Pending Beginning of Year	10,120	6,516	1,123	1,260	3,242	1,594	9,370	1,621	586	432	3,642	39,506
New Cases Filed	15,125	13,457	7,905	10,274	611	259	3,444	18,862	1,477	1,747	996	74,157
Transferred in, Reactivated or Redesignated Cases	1,595	737	187	146	6,980	3,120	33,410	1,002	65	112	12,971	60,325
Total Cases	26,840	20,710	9,215	11,680	10,833	4,973	46,224	21,485	2,128	2,291	17,609	173,988
Cases Terminated By:												
Judge: Default, Uncontested, Dissolution	6,298	7,155	4,721	6,690	733	167	2,278	1,095	272	85	620	30,114
Magistrate: Default, Uncontested, Dissolution	2,693	2,052	2,449	2,817	1,421	466	5,946	1,408	205	863	1,483	21,803
Trial by Judge	1,896	1,162	139	182	567	258	2,023	849	32	5	1,019	8,132
Trial by Magistrate	1,993	1,274	103	98	2,273	1,264	11,082	7,298	417	263	3,161	29,226
Voluntary Dismissal	1,779	1,311	244	249	712	334	3,264	4,504	214	218	1,619	14,448
Mediation/Conciliation	441	153	9	5	124	77	272	29	7	10	31	1,158
Bankruptcy Stay or Interlocutory Appeal	224	93	7	3	10	4	23	7	0	4	47	422
Transferred Out	360	265	82	64	38	16	49	130	6	6	47	1,063
Referred to Private Judge	11	25	40	51	1	0	5	4	0	0	0	137
Unavailability of Party for Trial	89	75	7	13	48	31	1,254	509	13	55	645	2,739
All Other Terminations	1,004	720	354	287	1,680	882	10,455	3,915	548	225	4,657	24,727
Total Terminations	16,788	14,285	8,155	10,459	7,607	3,499	36,651	19,748	1,714	1,734	13,329	133,969
Cases Pending End of Year	10,052	6,425	1,060	1,221	3,226	1,474	9,573	1,737	414	557	4,280	40,019
Time Guideline (Months)	18	12	3	3	9	9	12	1	3	12	6	X
Cases Pending End of Year Beyond Time Guideline	474	493	56	37	587	211	488	692	128	12	609	3,787

Courts of Common Pleas – Domestic Relations Division

Overall Caseloads

2007

New Filings, Transfers,

County	Judges	----- Population -----		----- and Reactivations -----			----- Terminations -----			Clearance Rate
		Total	Per Judge	Total	Per Judge	Per 1,000 Population	Total	Per Judge	Per 1,000 Population	
The judges of the following counties have domestic relations division jurisdiction exclusively										
Allen	1	108,473	108,473	1,651	1,651	15	1,688	1,688	16	102%
Butler	2	332,807	166,404	8,224	4,112	25	8,243	4,122	25	100%
Clermont	1	177,977	177,977	3,380	3,380	19	3,357	3,357	19	99%
Cuyahoga	5	1,393,978	278,796	8,910	1,782	6	9,078	1,816	7	102%
Fairfield	1	122,759	122,759	3,793	3,793	31	3,437	3,437	28	91%
Greene	1	147,886	147,886	1,429	1,429	10	1,441	1,441	10	101%
Hamilton	3	845,303	281,768	8,356	2,785	10	8,258	2,753	10	99%
Lake	1	227,511	227,511	1,908	1,908	8	1,992	1,992	9	104%
Licking	2	145,491	72,746	3,710	1,855	25	3,537	1,769	24	95%
Lucas	2	455,054	227,527	4,708	2,354	10	4,848	2,424	11	103%
Mahoning	1	257,555	257,555	2,013	2,013	8	2,051	2,051	8	102%
Medina	1	151,095	151,095	3,337	3,337	22	3,093	3,093	20	93%
Montgomery	2	559,062	279,531	5,292	2,646	9	5,274	2,637	9	100%
Muskingum	1	84,585	84,585	2,777	2,777	33	2,668	2,668	32	96%
Portage	1	152,061	152,061	1,923	1,923	13	1,951	1,951	13	101%
Richland	1	128,852	128,852	3,177	3,177	25	3,079	3,079	24	97%
Scioto	1	79,195	79,195	1,270	1,270	16	1,329	1,329	17	105%
Summit	2	542,899	271,450	5,842	2,921	11	5,861	2,931	11	100%
Warren	1	158,383	158,383	2,614	2,614	17	2,515	2,515	16	96%
The judges of the following counties also have general division jurisdiction										
Ashland	1	52,523	52,523	571	571	11	581	581	11	102%
Ashtabula	3	102,728	34,243	917	306	9	970	323	9	106%
Athens	2	62,223	31,112	653	327	10	647	324	10	99%
Belmont	2	70,226	35,113	570	285	8	576	288	8	101%
Brown	1	42,285	42,285	834	834	20	858	858	20	103%
Carroll	1	28,836	28,836	304	304	11	306	306	11	101%
Champaign	1	38,890	38,890	820	820	21	868	868	22	106%
Clinton	1	40,543	40,543	615	615	15	586	586	14	95%
Columbiana	2	112,075	56,038	2,227	1,114	20	2,080	1,040	19	93%
Coshocton	1	36,655	36,655	640	640	17	648	648	18	101%
Crawford	1	46,966	46,966	573	573	12	578	578	12	101%
Darke	1	53,309	53,309	535	535	10	513	513	10	96%
Defiance	1	39,500	39,500	390	390	10	359	359	9	92%
Delaware	2	109,989	54,995	902	451	8	840	420	8	93%
Fayette	1	28,433	28,433	398	398	14	433	433	15	109%
Fulton	1	42,084	42,084	369	369	9	365	365	9	99%
Gallia	1	31,069	31,069	477	477	15	449	449	14	94%
Geauga	2	90,895	45,448	667	334	7	656	328	7	98%
Guernsey	1	40,792	40,792	513	513	13	500	500	12	97%
Hancock	2	71,295	35,648	685	343	10	692	346	10	101%
Hardin	1	31,945	31,945	388	388	12	370	370	12	95%
Harrison	1	15,856	15,856	208	208	13	218	218	14	105%
Highland	1	40,875	40,875	580	580	14	601	601	15	104%
Hocking	1	28,241	28,241	345	345	12	355	355	13	103%
Holmes	1	38,943	38,943	331	331	8	339	339	9	102%
Huron	1	59,487	59,487	816	816	14	775	775	13	95%
Jackson	1	32,641	32,641	367	367	11	358	358	11	98%
Jefferson	2	73,894	36,947	436	218	6	436	218	6	100%

Courts of Common Pleas – Domestic Relations Division

Overall Caseloads

2007

New Filings, Transfers,

and Reactivations

Terminations

County	Judges	Population		New Filings, Transfers, and Reactivations			Terminations			Clearance Rate
		Total	Per Judge	Total	Per Judge	Per 1,000 Population	Total	Per Judge	Per 1,000 Population	
Knox	1	54,500	54,500	639	639	12	615	615	11	96%
Lawrence	2	62,319	31,160	894	447	14	859	430	14	96%
Madison	1	40,213	40,213	303	303	8	281	281	7	93%
Meigs	1	23,072	23,072	317	317	14	326	326	14	103%
Mercer	1	40,924	40,924	375	375	9	389	389	10	104%
Miami	2	98,868	49,434	1,243	622	13	1,325	663	13	107%
Monroe	1	15,180	15,180	151	151	10	164	164	11	109%
Ottawa	1	40,985	40,985	263	263	6	235	235	6	89%
Paulding	1	20,293	20,293	299	299	15	309	309	15	103%
Perry	1	34,078	34,078	323	323	9	316	316	9	98%
Pickaway	1	52,727	52,727	588	588	11	664	664	13	113%
Pike	1	27,695	27,695	329	329	12	390	390	14	119%
Preble	1	42,337	42,337	435	435	10	431	431	10	99%
Putnam	1	34,726	34,726	167	167	5	170	170	5	102%
Ross	2	73,345	36,673	900	450	12	889	445	12	99%
Sandusky	2	61,792	30,896	676	338	11	755	378	12	112%
Seneca	2	58,683	29,342	551	276	9	508	254	9	92%
Shelby	1	47,910	47,910	374	374	8	359	359	7	96%
Tuscarawas	2	90,914	45,457	1,199	600	13	1,230	615	14	103%
Union	1	40,909	40,909	453	453	11	432	432	11	95%
Van Wert	1	29,659	29,659	484	484	16	462	462	16	95%
Vinton	1	12,806	12,806	279	279	22	301	301	24	108%
Washington	2	63,251	31,626	1,129	565	18	1,152	576	18	102%
Wayne	2	111,564	55,782	756	378	7	769	385	7	102%
Williams	1	39,188	39,188	362	362	9	372	372	9	103%
Wood	3	121,065	40,355	1,182	394	10	1,153	384	10	98%
The judges of the following counties also have juvenile division jurisdiction										
Clark	1	144,742	144,742	2,412	2,412	17	2,402	2,402	17	100%
Franklin	5	1,068,978	213,796	10,193	2,039	10	10,324	2,065	10	101%
Henry	1	29,210	29,210	145	145	5	130	130	4	90%
Stark	3	378,098	126,033	6,425	2,142	17	6,395	2,132	17	100%
Trumbull	2	225,116	112,558	2,177	1,089	10	2,237	1,119	10	103%
The judges of the following counties also have probate and juvenile division jurisdiction										
Auglaize	1	46,611	46,611	466	466	10	459	459	10	98%
Logan	2	46,005	23,003	953	477	21	922	461	20	97%
Lorain	3	284,664	94,888	2,356	785	8	2,375	792	8	101%
Marion	2	66,217	33,109	885	443	13	918	459	14	104%
The judges of the following counties also have general, probate and juvenile division jurisdiction										
Adams	1	27,330	27,330	437	437	16	430	430	16	98%
Morgan	1	14,897	14,897	231	231	16	218	218	15	94%
Morrow	2	31,628	15,814	473	237	15	443	222	14	94%
Noble	1	14,058	14,058	146	146	10	131	131	9	90%
Wyandot	1	22,908	22,908	182	182	8	193	193	8	106%
The judges of the following county also have general and probate division jurisdiction										
Erie	2	79,551	39,776	885	443	11	879	440	11	99%
Statewide	131	11,353,140	86,665	134,482	1,027	12	133,969	1,023	12	100%

All population figures based on 2000 U.S. Census

Courts of Common Pleas – Domestic Relations Division
Overall Terminations
2007

County	Uncontested Judge	Uncontested Magistrate	Trial by Judge	Trial by Magistrate	Voluntary Dismissal	Mediation/ Conciliation	Bankruptcy Stay/ Interlocutory Appeal	Transferred Out	Private Judge	Unavailability of Party	Other Terminations	Total Terminations
The judges of the following counties have domestic relations division jurisdiction exclusively												
Allen	236	369	37	162	209	0	1	2	0	13	659	1,688
Butler	1,259	553	399	1,765	1,093	0	4	21	0	740	2,409	8,243
Clermont	119	263	164	2,243	339	87	3	0	0	101	38	3,357
Cuyahoga	3,493	1,185	211	2,304	1,274	0	41	441	0	0	129	9,078
Fairfield	663	430	5	82	182	12	0	21	0	97	1,945	3,437
Greene	252	507	104	255	232	31	14	1	1	16	28	1,441
Hamilton	1,903	0	1,766	2,373	1,495	0	0	1	0	0	720	8,258
Lake	361	0	27	900	192	159	31	1	0	1	320	1,992
Licking	314	511	194	1,612	582	84	7	22	5	68	138	3,537
Lucas	1,059	628	434	1,724	400	20	11	0	0	0	572	4,848
Mahoning	692	10	2	860	174	0	0	21	1	1	290	2,051
Medina	312	1,100	317	720	231	96	34	20	0	155	108	3,093
Montgomery	1,124	1,098	619	1,062	703	58	33	11	0	28	538	5,274
Muskingum	1,195	570	87	273	481	12	1	4	0	14	31	2,668
Portage	180	207	186	489	70	3	0	6	0	4	806	1,951
Richland	435	1,460	24	229	452	0	10	0	0	251	218	3,079
Scioto	375	472	9	52	211	54	8	10	0	48	90	1,329
Summit	1,596	571	50	1,905	145	0	0	13	1	18	1,562	5,861
Warren	513	88	118	1,163	126	5	19	3	0	85	395	2,515
The judges of the following counties also have general division jurisdiction												
Ashland	156	242	0	119	56	0	0	1	0	0	7	581
Ashtabula	99	432	24	44	76	12	9	7	0	15	252	970
Athens	2	106	21	318	99	5	1	6	0	0	89	647
Belmont	1	424	1	27	40	0	0	0	0	21	62	576
Brown	8	356	1	319	141	0	0	0	0	22	11	858
Carroll	192	0	58	0	49	0	1	2	0	0	4	306
Champaign	211	237	21	267	71	14	1	0	0	24	22	868
Clinton	0	90	11	261	196	0	0	0	1	15	12	586
Columbiana	6	878	7	426	140	183	1	1	0	59	379	2,080
Coshocton	37	62	56	35	60	0	0	2	0	3	393	648
Crawford	0	242	22	173	56	28	0	0	0	14	43	578
Darke	25	166	43	134	128	0	1	0	0	5	11	513
Defiance	110	54	4	150	30	0	0	0	0	0	11	359
Delaware	96	219	1	175	137	4	6	43	11	0	148	840
Fayette	20	162	81	114	41	3	1	0	0	4	7	433
Fulton	69	80	75	63	29	1	0	0	0	2	46	365
Gallia	100	21	11	155	69	0	3	12	0	4	74	449
Geauga	25	363	3	75	104	4	7	6	0	14	55	656
Guernsey	18	189	11	222	18	12	1	1	0	7	21	500
Hancock	9	412	10	98	129	0	1	2	0	2	29	692
Hardin	1	92	1	44	85	2	4	0	0	14	127	370
Harrison	143	0	45	0	14	0	2	0	0	6	8	218
Highland	0	109	0	337	133	0	0	1	0	19	2	601
Hocking	95	6	28	141	76	5	0	1	0	1	2	355
Holmes	16	156	10	77	22	0	2	2	1	1	52	339
Huron	83	9	5	269	51	0	1	3	0	16	338	775
Jackson	3	254	0	16	24	0	3	0	2	0	56	358

Courts of Common Pleas – Domestic Relations Division
Overall Terminations
2007

County	Uncontested Judge	Uncontested Magistrate	Trial by Judge	Trial by Magistrate	Voluntary Dismissal	Mediation/ Conciliation	Bankruptcy Stay/ Interlocutory Appeal	Transferred Out	Private Judge	Unavailability of Party	Other Terminations	Total Terminations
Jefferson	239	31	38	33	56	1	2	9	0	1	26	436
Knox	3	274	1	38	26	7	2	0	0	0	264	615
Lawrence	436	206	0	3	81	0	1	16	0	0	116	859
Madison	80	40	2	108	41	0	0	1	0	0	9	281
Meigs	53	0	211	0	55	0	0	0	0	1	6	326
Mercer	1	190	4	150	21	0	2	2	0	15	4	389
Miami	126	343	0	166	244	1	6	16	0	8	415	1,325
Monroe	75	2	7	0	18	0	0	0	0	0	62	164
Ottawa	1	42	0	152	31	4	0	0	0	0	5	235
Paulding	195	2	58	10	29	4	0	0	0	1	10	309
Perry	103	1	0	71	24	4	9	2	2	0	100	316
Pickaway	4	2	174	426	44	0	1	4	0	2	7	664
Pike	286	0	1	0	57	0	3	1	0	9	33	390
Preble	49	38	180	101	40	0	5	4	0	4	10	431
Putnam	114	0	0	15	23	0	0	0	0	0	18	170
Ross	356	56	54	143	114	18	4	22	1	8	113	889
Sandusky	155	3	108	14	23	5	3	8	0	11	425	755
Seneca	25	322	7	72	54	0	1	0	0	12	15	508
Shelby	0	137	0	152	59	0	0	1	0	4	6	359
Tuscarawas	0	350	48	395	113	149	2	2	0	8	163	1,230
Union	104	0	199	1	57	0	9	3	0	0	59	432
Van Wert	0	411	1	0	38	0	0	0	0	5	7	462
Vinton	117	1	125	5	37	8	0	0	0	6	2	301
Washington	432	0	190	0	79	22	0	6	0	25	398	1,152
Wayne	14	330	1	128	47	0	0	1	0	0	248	769
Williams	50	270	0	0	48	0	0	0	0	0	4	372
Wood	34	536	1	263	135	1	2	7	0	1	173	1,153
The judges of the following counties also have juvenile division jurisdiction												
Clark	410	37	352	1,091	189	1	1	2	0	237	82	2,402
Franklin	5,467	480	382	254	1,080	10	42	156	105	282	2,066	10,324
Henry	82	14	21	3	10	0	0	0	0	0	0	130
Stark	406	912	191	630	132	0	28	7	0	0	4,089	6,395
Trumbull	675	115	21	4	78	0	1	27	0	1	1,315	2,237
The judges of the following counties also have probate and juvenile division jurisdiction												
Auglaize	270	0	75	0	50	6	2	0	0	9	47	459
Logan	37	514	112	93	102	0	3	33	4	0	24	922
Lorain	1,112	152	3	10	152	5	20	27	1	25	868	2,375
Marion	639	0	57	4	164	11	4	1	0	6	32	918
The judges of the following counties also have general, probate and juvenile division jurisdiction												
Adams	8	194	4	91	72	2	1	0	0	16	42	430
Morgan	102	0	90	0	10	0	1	0	1	7	7	218
Morrow	12	9	17	322	19	3	2	3	0	2	54	443
Noble	19	0	75	0	13	0	0	0	0	1	23	131
Wyandot	15	97	9	37	28	1	2	1	0	0	3	193
The judges of the following county also have general and probate division jurisdiction												
Erie	202	309	10	9	90	1	1	13	0	124	120	879
Statewide	30,114	21,803	8,132	29,226	14,448	1,158	422	1,063	137	2,739	24,727	133,969

Courts of Common Pleas – Domestic Relations Division
Marriage Terminations with Children Overall Caseloads
2007

County	Cases Pending January 1	New Filings	Reactivations and Transfers	Total Cases	Total Terminations	Clearance Rate	Cases Pending December 31	Cases Pending Beyond Time Guidelines
Adams	25	57	1	83	54	93%	29	1
Allen	59	152	5	216	145	92%	71	0
Ashland	40	44	5	89	42	86%	47	4
Ashtabula	150	151	15	316	186	112%	130	14
Athens	80	101	0	181	104	103%	77	0
Auglaize	31	74	6	111	83	104%	28	0
Belmont	35	81	2	118	84	101%	34	0
Brown	91	80	2	173	102	124%	71	8
Butler	245	478	11	734	492	101%	242	0
Carroll	23	51	1	75	57	110%	18	0
Champaign	46	60	13	119	73	100%	46	8
Clark	135	241	5	381	211	86%	170	3
Clermont	194	279	58	531	357	106%	174	6
Clinton	27	79	2	108	59	73%	49	1
Columbiana	94	138	4	236	132	93%	104	2
Coshocton	37	57	1	95	58	100%	37	1
Crawford	46	63	18	127	84	104%	43	1
Cuyahoga	971	1,460	236	2,667	1,683	99%	984	98
Darke	39	74	3	116	58	75%	58	0
Defiance	38	68	1	107	58	84%	49	2
Delaware	138	167	4	309	180	105%	129	15
Erie	80	124	31	235	141	91%	94	1
Fairfield	156	203	15	374	197	90%	177	24
Fayette	49	63	0	112	72	114%	40	2
Franklin	1,123	1,531	124	2,778	1,745	105%	1,033	88
Fulton	41	70	0	111	65	93%	46	0
Gallia	38	60	0	98	49	82%	49	1
Geauga	117	99	19	235	136	115%	99	4
Greene	152	221	16	389	257	108%	132	5
Guernsey	39	64	1	104	69	106%	35	0
Hamilton	342	703	248	1,293	766	81%	527	0
Hancock	61	71	3	135	77	104%	58	3
Hardin	28	45	14	87	63	107%	24	0
Harrison	16	17	2	35	21	111%	14	1
Henry	29	38	0	67	29	76%	38	0
Highland	43	82	0	125	72	88%	53	2
Hocking	36	61	0	97	70	115%	27	0
Holmes	13	26	0	39	29	112%	10	0
Huron	49	82	2	133	79	94%	54	1
Jackson	52	79	0	131	81	103%	50	2
Jefferson	39	78	1	118	77	97%	41	0
Knox	49	79	6	134	76	89%	58	0
Lake	233	297	54	584	376	107%	208	5
Lawrence	143	167	16	326	204	111%	122	12
Licking	156	231	76	463	325	106%	138	8
Logan	36	88	8	132	81	84%	51	1

Courts of Common Pleas – Domestic Relations Division
Marriage Terminations with Children Overall Caseloads
2007

County	Cases Pending January 1	New Filings	Reactivations and Transfers	Total Cases	Total Terminations	Clearance Rate	Cases Pending December 31	Cases Pending Beyond Time Guidelines
Lorain	273	354	33	660	402	104%	258	1
Lucas	503	631	29	1,163	704	107%	459	26
Madison	29	52	3	84	51	93%	33	4
Mahoning	163	306	2	471	325	106%	146	0
Marion	66	126	13	205	155	112%	50	0
Medina	196	193	68	457	300	115%	157	2
Meigs	17	32	3	52	36	103%	16	0
Mercer	16	41	3	60	39	89%	21	0
Miami	95	138	3	236	179	127%	57	0
Monroe	9	18	0	27	17	94%	10	0
Montgomery	506	775	56	1,337	832	100%	505	22
Morgan	13	20	0	33	17	85%	16	0
Morrow	47	62	56	165	100	85%	65	7
Muskingum	71	111	5	187	121	104%	66	0
Noble	9	14	2	25	18	113%	7	0
Ottawa	38	54	2	94	39	70%	55	2
Paulding	17	33	0	50	38	115%	12	0
Perry	27	71	0	98	69	97%	29	0
Pickaway	78	72	2	152	111	150%	41	0
Pike	37	60	1	98	59	97%	39	3
Portage	153	183	33	369	263	122%	106	3
Preble	51	74	0	125	79	107%	46	2
Putnam	20	35	0	55	29	83%	26	2
Richland	98	159	16	273	178	102%	95	2
Ross	102	161	9	272	156	92%	116	14
Sandusky	67	88	6	161	89	95%	72	3
Scioto	73	140	13	226	163	107%	63	2
Seneca	36	66	1	103	50	75%	53	4
Shelby	29	78	4	111	73	89%	38	0
Stark	254	487	27	768	494	96%	274	0
Summit	485	641	9	1,135	664	102%	471	28
Trumbull	242	279	25	546	339	112%	207	9
Tuscarawas	88	117	83	288	210	105%	78	0
Union	26	81	5	112	72	84%	40	0
Van Wert	17	50	1	68	43	84%	25	0
Vinton	25	29	1	55	35	117%	20	0
Warren	186	279	34	499	302	96%	197	3
Washington	47	104	0	151	95	91%	56	2
Wayne	79	135	6	220	119	84%	101	3
Williams	30	59	3	92	65	105%	27	0
Wood	114	162	3	279	165	100%	114	6
Wyandot	24	21	6	51	34	126%	17	0
Statewide	10,120	15,125	1,595	26,840	16,788	100%	10,052	474

Courts of Common Pleas – Domestic Relations Division
Marriage Terminations with Children Terminations
2007

County	Uncontested Judge	Uncontested Magistrate	Trial by Judge	Trial by Magistrate	Voluntary Dismissal	Mediation/ Conciliation	Bankruptcy Stay/ Interlocutory Appeal	Transferred Out	Private Judge	Unavailability of Party	Other Terminations	Total Terminations
Adams	2	28	1	4	14	1	1	0	0	1	2	54
Allen	104	1	13	0	21	0	1	0	0	0	5	145
Ashland	1	31	0	5	4	0	0	0	0	0	1	42
Ashtabula	27	81	13	10	28	6	5	0	0	1	15	186
Athens	0	10	0	37	17	1	0	3	0	0	36	104
Auglaize	46	0	13	0	14	4	2	0	0	0	4	83
Belmont	0	64	1	7	5	0	0	0	0	0	7	84
Brown	0	42	0	42	17	0	0	0	0	0	1	102
Butler	292	15	61	0	43	0	2	12	0	21	46	492
Carroll	30	0	18	0	7	0	0	0	0	0	2	57
Champaign	0	28	4	23	9	4	0	0	0	0	5	73
Clark	69	2	29	85	22	0	0	0	0	1	3	211
Clermont	7	5	18	249	25	50	1	0	0	0	2	357
Clinton	0	0	0	50	9	0	0	0	0	0	0	59
Columbiana	0	97	3	9	11	3	1	0	0	0	8	132
Coshocton	1	19	2	6	11	0	0	0	0	0	19	58
Crawford	0	57	1	4	4	14	0	0	0	0	4	84
Cuyahoga	897	310	0	0	252	0	25	171	0	0	28	1,683
Darke	1	19	0	25	12	0	0	0	0	0	1	58
Defiance	12	26	0	8	10	0	0	0	0	0	2	58
Delaware	1	66	0	68	34	1	4	4	0	0	2	180
Erie	50	48	2	2	11	1	0	4	0	14	9	141
Fairfield	119	14	3	6	26	3	0	3	0	0	23	197
Fayette	0	37	1	16	12	2	1	0	0	0	3	72
Franklin	1,349	0	32	0	114	10	26	69	9	26	110	1,745
Fulton	8	8	26	12	7	0	0	0	0	0	4	65
Gallia	14	0	0	25	6	0	2	1	0	0	1	49
Geauga	0	83	1	17	14	3	4	4	0	0	10	136
Greene	46	102	24	27	30	19	6	0	0	2	1	257
Guernsey	1	36	1	21	5	3	0	0	0	0	2	69
Hamilton	370	0	320	0	76	0	0	0	0	0	0	766
Hancock	3	49	2	13	8	0	1	0	0	0	1	77
Hardin	0	22	0	15	14	0	1	0	0	0	11	63
Harrison	13	0	3	0	2	0	1	0	0	0	2	21
Henry	16	0	10	1	2	0	0	0	0	0	0	29
Highland	0	0	0	55	17	0	0	0	0	0	0	72
Hocking	18	6	0	26	16	3	0	0	0	0	1	70
Holmes	1	8	0	13	2	0	2	0	0	0	3	29
Huron	5	0	2	63	6	0	1	1	0	0	1	79
Jackson	0	65	0	1	14	0	0	0	0	0	1	81
Jefferson	23	23	4	14	10	0	1	0	0	0	2	77
Knox	1	48	0	9	7	1	0	0	0	0	10	76
Lake	2	0	0	248	29	49	17	0	0	0	31	376
Lawrence	120	21	0	1	26	0	1	3	0	0	32	204
Licking	56	23	111	21	36	69	4	2	0	0	3	325
Logan	4	26	23	12	10	0	1	4	0	0	1	81
Lorain	279	0	2	0	52	0	12	13	0	2	42	402

Courts of Common Pleas – Domestic Relations Division
Marriage Terminations with Children Terminations
2007

County	Uncontested Judge	Uncontested Magistrate	Trial by Judge	Trial by Magistrate	Voluntary Dismissal	Mediation/ Conciliation	Bankruptcy Stay/ Interlocutory Appeal	Transferred Out	Private Judge	Unavailability of Party	Other Terminations	Total Terminations
Lucas	218	21	261	29	85	13	9	0	0	0	68	704
Madison	11	9	0	23	7	0	0	0	0	0	1	51
Mahoning	252	0	2	2	38	0	0	12	0	0	19	325
Marion	120	0	3	1	17	6	2	0	0	0	6	155
Medina	43	33	80	47	26	29	16	11	0	0	15	300
Meigs	5	0	21	0	9	0	0	0	0	1	0	36
Mercer	0	0	0	31	6	0	1	0	0	0	1	39
Miami	0	142	0	2	16	0	3	2	0	1	13	179
Monroe	13	1	0	0	1	0	0	0	0	0	2	17
Montgomery	229	96	332	9	76	37	15	3	0	11	24	832
Morgan	8	0	5	0	4	0	0	0	0	0	0	17
Morrow	3	3	4	66	10	2	1	0	0	0	11	100
Muskingum	70	13	10	10	11	0	1	0	0	0	6	121
Noble	1	0	16	0	1	0	0	0	0	0	0	18
Ottawa	0	1	0	36	2	0	0	0	0	0	0	39
Paulding	28	0	1	1	5	0	0	0	0	0	3	38
Perry	14	0	0	6	3	3	3	1	2	0	37	69
Pickaway	2	0	23	68	14	0	1	1	0	1	1	111
Pike	41	0	0	0	14	0	1	0	0	0	3	59
Portage	30	37	62	72	22	0	0	2	0	0	38	263
Preble	0	12	32	13	11	0	3	2	0	0	6	79
Putnam	27	0	0	0	2	0	0	0	0	0	0	29
Richland	78	59	0	0	20	0	7	0	0	0	14	178
Ross	67	8	16	20	14	6	3	8	0	0	14	156
Sandusky	0	0	59	5	5	1	2	0	0	2	15	89
Scioto	107	3	3	1	15	19	5	4	0	0	6	163
Seneca	1	34	1	8	5	0	0	0	0	1	0	50
Shelby	0	13	0	53	5	0	0	0	0	0	2	73
Stark	180	195	15	18	27	0	7	2	0	0	50	494
Summit	380	139	14	13	64	0	0	3	0	2	49	664
Trumbull	212	27	13	2	21	0	1	7	0	1	55	339
Tuscarawas	0	51	5	61	10	72	1	1	0	0	9	210
Union	0	0	51	0	8	0	7	1	0	0	5	72
Van Wert	0	33	1	0	8	0	0	0	0	0	1	43
Vinton	0	0	26	2	5	2	0	0	0	0	0	35
Warren	97	27	79	50	24	1	11	2	0	0	11	302
Washington	61	0	16	0	8	1	0	1	0	1	7	95
Wayne	1	67	0	35	4	0	0	1	0	0	11	119
Williams	9	47	0	0	9	0	0	0	0	0	0	65
Wood	0	88	0	49	22	1	0	1	0	0	4	165
Wyandot	2	14	1	10	4	1	1	1	0	0	0	34
Statewide	6,298	2,693	1,896	1,993	1,779	441	224	360	11	89	1,004	16,788

Courts of Common Pleas – Domestic Relations Division
Marriage Terminations without Children Overall Caseloads
2007

County	Cases Pending January 1	New Filings	Reactivations and Transfers	Total Cases	Total Terminations	Clearance Rate	Cases Pending December 31	Cases Pending Beyond Time Guidelines
Adams	16	36	0	52	34	94%	18	3
Allen	51	131	1	183	134	102%	49	0
Ashland	10	30	0	40	22	73%	18	0
Ashtabula	70	119	11	200	114	88%	86	13
Athens	47	78	0	125	74	95%	51	8
Auglaize	11	48	3	62	43	84%	19	0
Belmont	26	71	1	98	64	89%	34	1
Brown	46	54	0	100	58	107%	42	6
Butler	163	415	2	580	446	107%	134	3
Carroll	11	26	1	38	29	107%	9	0
Champaign	20	34	22	76	50	89%	26	2
Clark	120	166	3	289	184	109%	105	17
Clermont	117	214	10	341	242	108%	99	8
Clinton	22	44	3	69	48	102%	21	5
Columbiana	62	129	3	194	115	87%	79	10
Coshocton	18	46	1	65	36	77%	29	1
Crawford	26	51	13	90	64	100%	26	3
Cuyahoga	769	1,679	181	2,629	1,913	103%	716	83
Darke	21	32	0	53	36	113%	17	0
Defiance	26	42	0	68	40	95%	28	0
Delaware	41	120	2	163	96	79%	67	8
Erie	77	108	11	196	129	108%	67	5
Fairfield	76	116	8	200	117	94%	83	20
Fayette	24	37	1	62	39	103%	23	3
Franklin	806	1,724	88	2,618	1,937	107%	681	76
Fulton	24	60	3	87	55	87%	32	1
Gallia	22	67	1	90	56	82%	34	2
Geauga	39	73	6	118	65	82%	53	1
Greene	75	186	12	273	191	96%	82	3
Guernsey	17	59	0	76	59	100%	17	0
Hamilton	327	797	4	1,128	792	99%	336	0
Hancock	39	88	2	129	81	90%	48	6
Hardin	15	51	7	73	50	86%	23	0
Harrison	6	15	0	21	11	73%	10	0
Henry	14	27	0	41	23	85%	18	0
Highland	28	52	0	80	48	92%	32	5
Hocking	15	33	0	48	36	109%	12	0
Holmes	4	24	0	28	17	71%	11	0
Huron	22	67	2	91	57	83%	34	1
Jackson	22	42	0	64	39	93%	25	2
Jefferson	44	98	6	148	113	109%	35	3
Knox	31	68	9	108	71	92%	37	4
Lake	92	154	22	268	173	98%	95	5
Lawrence	82	147	9	238	143	92%	95	12
Licking	71	191	14	276	178	87%	98	5
Logan	28	58	1	87	57	97%	30	1

Courts of Common Pleas – Domestic Relations Division
Marriage Terminations without Children Overall Caseloads
2007

County	Cases Pending January 1	New Filings	Reactivations and Transfers	Total Cases	Total Terminations	Clearance Rate	Cases Pending December 31	Cases Pending Beyond Time Guidelines
Lorain	157	304	12	473	316	100%	157	3
Lucas	402	713	11	1,126	772	107%	354	23
Madison	17	37	6	60	38	88%	22	3
Mahoning	114	217	2	333	238	109%	95	1
Marion	57	102	8	167	132	120%	35	0
Medina	63	140	24	227	150	91%	77	1
Meigs	14	36	1	51	37	100%	14	0
Mercer	14	35	0	49	36	103%	13	0
Miami	52	94	1	147	106	112%	41	0
Monroe	6	16	0	22	13	81%	9	1
Montgomery	331	716	42	1,089	756	100%	333	18
Morgan	9	15	0	24	15	100%	9	0
Morrow	25	28	12	65	43	108%	22	1
Muskingum	37	119	1	157	108	90%	49	2
Noble	6	16	0	22	14	88%	8	1
Ottawa	30	45	9	84	51	94%	33	3
Paulding	12	24	0	36	29	121%	7	0
Perry	11	45	0	56	41	91%	15	0
Pickaway	34	62	1	97	71	113%	26	0
Pike	30	45	1	76	47	102%	29	7
Portage	71	150	23	244	177	102%	67	2
Preble	30	67	1	98	63	93%	35	3
Putnam	11	25	0	36	23	92%	13	0
Richland	69	131	7	207	145	105%	62	5
Ross	63	112	2	177	106	93%	71	11
Sandusky	41	68	5	114	73	100%	41	3
Scioto	60	126	6	192	138	105%	54	3
Seneca	16	39	0	55	42	108%	13	0
Shelby	25	48	0	73	61	127%	12	0
Stark	181	374	10	565	383	100%	182	4
Summit	319	627	5	951	598	95%	353	21
Trumbull	146	212	19	377	237	103%	140	29
Tuscarawas	53	103	50	206	150	98%	56	0
Union	18	42	2	62	47	107%	15	0
Van Wert	8	31	2	41	25	76%	16	0
Vinton	12	23	0	35	30	130%	5	0
Warren	94	233	7	334	230	96%	104	5
Washington	30	75	0	105	83	111%	22	1
Wayne	49	84	0	133	88	105%	45	7
Williams	25	45	2	72	57	121%	15	1
Wood	72	114	1	187	121	105%	66	7
Wyandot	9	12	1	22	16	123%	6	1
Statewide	6,516	13,457	737	20,710	14,285	101%	6,425	493

Courts of Common Pleas – Domestic Relations Division
Marriage Terminations without Children Terminations
2007

County	Uncontested Judge	Uncontested Magistrate	Trial by Judge	Trial by Magistrate	Voluntary Dismissal	Mediation/Conciliation	Bankruptcy Stay/ Interlocutory Appeal	Transferred Out	Private Judge	Unavailability of Party	Other Terminations	Total Terminations
Adams	1	22	0	8	1	0	0	0	0	1	1	34
Allen	96	1	10	0	19	0	0	0	0	0	8	134
Ashland	0	16	0	3	3	0	0	0	0	0	0	22
Ashtabula	18	58	5	8	8	6	4	1	0	0	6	114
Athens	1	18	0	20	10	1	1	1	0	0	22	74
Auglaize	20	0	17	0	5	1	0	0	0	0	0	43
Belmont	0	51	0	6	5	0	0	0	0	0	2	64
Brown	0	25	0	27	5	0	0	0	0	0	1	58
Butler	274	18	40	2	35	0	1	8	0	27	41	446
Carroll	17	0	7	0	4	0	1	0	0	0	0	29
Champaign	0	23	3	15	3	4	0	0	0	0	2	50
Clark	93	8	45	10	22	0	0	0	0	1	5	184
Clermont	4	3	6	207	15	4	0	0	0	0	3	242
Clinton	0	0	0	38	10	0	0	0	0	0	0	48
Columbiana	0	93	0	7	14	1	0	0	0	0	0	115
Coshocton	11	1	6	5	2	0	0	0	0	0	11	36
Crawford	0	50	3	3	2	3	0	0	0	0	3	64
Cuyahoga	1,278	204	0	0	224	0	14	152	0	0	41	1,913
Darke	0	16	0	14	5	0	0	0	0	0	1	36
Defiance	18	18	0	3	1	0	0	0	0	0	0	40
Delaware	0	31	0	46	16	0	0	3	0	0	0	96
Erie	51	55	2	0	5	0	0	2	0	7	7	129
Fairfield	83	4	0	5	10	1	0	1	0	0	13	117
Fayette	0	14	0	18	6	0	0	0	0	0	1	39
Franklin	1,634	1	26	2	100	0	12	32	24	15	91	1,937
Fulton	15	8	20	10	1	0	0	0	0	0	1	55
Gallia	25	0	0	21	4	0	0	3	0	0	3	56
Geauga	4	30	1	11	9	0	1	2	0	0	7	65
Greene	39	91	10	11	22	12	2	0	0	2	2	191
Guernsey	1	37	0	16	3	1	0	0	0	0	1	59
Hamilton	555	0	162	0	59	0	0	0	0	0	16	792
Hancock	0	53	0	19	8	0	0	1	0	0	0	81
Hardin	1	24	0	17	2	1	2	0	0	0	3	50
Harrison	7	0	3	0	0	0	0	0	0	0	1	11
Henry	14	2	4	0	3	0	0	0	0	0	0	23
Highland	0	0	0	41	7	0	0	0	0	0	0	48
Hocking	6	0	0	17	11	1	0	1	0	0	0	36
Holmes	3	3	2	8	1	0	0	0	0	0	0	17
Huron	8	1	2	38	7	0	0	0	0	0	1	57
Jackson	0	38	0	0	1	0	0	0	0	0	0	39
Jefferson	87	1	9	1	8	0	1	4	0	0	2	113
Knox	0	51	1	7	4	3	2	0	0	0	3	71
Lake	4	0	2	125	17	7	6	0	0	0	12	173
Lawrence	101	10	0	1	13	0	0	3	0	0	15	143
Licking	51	22	39	23	28	8	2	3	0	0	2	178
Logan	4	22	8	12	8	0	0	3	0	0	0	57
Lorain	247	0	0	0	37	0	7	5	0	1	19	316

Courts of Common Pleas – Domestic Relations Division
Marriage Terminations without Children Terminations
2007

County	Uncontested Judge	Uncontested Magistrate	Trial by Judge	Trial by Magistrate	Voluntary Dismissal	Mediation/Conciliation	Bankruptcy Stay/ Interlocutory Appeal	Transferred Out	Private Judge	Unavailability of Party	Other Terminations	Total Terminations
Lucas	396	12	169	15	67	7	2	0	0	0	104	772
Madison	8	7	0	18	5	0	0	0	0	0	0	38
Mahoning	195	0	0	1	18	0	0	5	0	1	18	238
Marion	109	0	3	0	13	4	1	0	0	0	2	132
Medina	22	24	33	25	21	6	7	2	0	5	5	150
Meigs	9	0	23	0	5	0	0	0	0	0	0	37
Mercer	0	5	1	25	3	0	0	1	0	1	0	36
Miami	0	84	0	2	12	0	0	2	0	0	6	106
Monroe	11	0	0	0	0	0	0	0	0	0	2	13
Montgomery	303	107	203	10	75	18	9	2	0	6	23	756
Morgan	12	0	3	0	0	0	0	0	0	0	0	15
Morrow	2	1	4	28	1	0	1	1	0	1	4	43
Muskingum	74	3	5	8	16	0	0	1	0	0	1	108
Noble	1	0	12	0	0	0	0	0	0	0	1	14
Ottawa	0	1	0	38	7	4	0	0	0	0	1	51
Paulding	24	0	1	1	2	0	0	0	0	0	1	29
Perry	19	1	0	6	3	1	3	1	0	0	7	41
Pickaway	0	0	35	22	10	0	0	0	0	0	4	71
Pike	37	0	0	0	8	0	1	0	0	0	1	47
Portage	36	39	31	24	22	0	0	1	0	0	24	177
Preble	2	23	17	9	9	0	1	1	0	0	1	63
Putnam	19	0	0	0	3	0	0	0	0	0	1	23
Richland	67	58	0	0	10	0	2	0	0	0	8	145
Ross	58	6	9	11	6	2	0	8	1	0	5	106
Sandusky	5	0	42	4	3	4	0	3	0	2	10	73
Scioto	105	2	1	0	16	5	1	0	0	2	6	138
Seneca	2	25	0	8	4	0	0	0	0	1	2	42
Shelby	0	7	0	47	6	0	0	1	0	0	0	61
Stark	123	170	14	7	30	0	2	0	0	0	37	383
Summit	407	101	9	4	40	0	0	0	0	0	37	598
Trumbull	147	18	8	1	14	0	0	9	0	0	40	237
Tuscarawas	0	31	5	46	19	45	1	0	0	1	2	150
Union	1	0	38	0	4	0	0	0	0	0	4	47
Van Wert	0	21	0	0	4	0	0	0	0	0	0	25
Vinton	0	0	26	0	2	1	0	0	0	1	0	30
Warren	115	38	26	21	20	2	4	1	0	0	3	230
Washington	64	0	10	0	6	0	0	1	0	0	2	83
Wayne	3	48	0	23	8	0	0	0	0	0	6	88
Williams	6	38	0	0	13	0	0	0	0	0	0	57
Wood	0	53	0	38	23	0	2	0	0	0	5	121
Wyandot	2	6	1	7	0	0	0	0	0	0	0	16
Statewide	7,155	2,052	1,162	1,274	1,311	153	93	265	25	75	720	14,285

Courts of Common Pleas – Domestic Relations Division
Marriage Dissolutions with Children Overall Caseloads
2007

County	Cases Pending January 1	New Filings	Reactivations and Transfers	Total Cases	Total Terminations	Clearance Rate	Cases Pending December 31	Cases Pending Beyond Time Guidelines
Adams	9	27	0	36	32	119%	4	0
Allen	7	83	0	90	84	101%	6	0
Ashland	14	54	0	68	60	111%	8	0
Ashtabula	20	72	2	94	80	108%	14	2
Athens	2	26	0	28	24	92%	4	1
Auglaize	4	35	0	39	35	100%	4	0
Belmont	8	57	1	66	59	102%	7	0
Brown	10	52	0	62	60	115%	2	0
Butler	38	282	0	320	284	101%	36	0
Carroll	2	21	0	23	20	95%	3	0
Champaign	14	25	1	40	23	88%	17	1
Clark	20	143	1	164	141	98%	23	1
Clermont	20	153	2	175	161	104%	14	1
Clinton	14	43	0	57	47	109%	10	0
Columbiana	11	80	0	91	77	96%	14	2
Coshocton	7	29	16	52	45	100%	7	0
Crawford	7	58	2	67	58	97%	9	0
Cuyahoga	86	646	49	781	693	100%	88	2
Darke	1	45	0	46	40	89%	6	0
Defiance	7	30	0	37	31	103%	6	0
Delaware	14	107	2	123	117	107%	6	0
Erie	1	15	1	17	16	100%	1	0
Fairfield	8	118	1	127	106	89%	21	1
Fayette	6	34	0	40	33	97%	7	2
Franklin	75	610	20	705	652	103%	53	4
Fulton	5	41	0	46	42	102%	4	1
Gallia	3	31	0	34	30	97%	4	0
Geauga	11	75	0	86	73	97%	13	0
Greene	13	94	0	107	84	89%	23	8
Guernsey	5	23	0	28	26	113%	2	0
Hamilton	61	398	10	469	416	102%	53	0
Hancock	11	59	0	70	62	105%	8	1
Hardin	1	29	3	33	25	78%	8	0
Harrison	1	17	0	18	14	82%	4	0
Henry	5	25	0	30	26	104%	4	0
Highland	13	54	0	67	60	111%	7	0
Hocking	3	26	0	29	28	108%	1	0
Holmes	1	20	0	21	17	85%	4	0
Huron	5	39	0	44	40	103%	4	0
Jackson	7	56	0	63	51	91%	12	3
Jefferson	13	43	0	56	50	116%	6	2
Knox	6	54	0	60	51	94%	9	1
Lake	22	161	6	189	168	101%	21	0
Lawrence	5	55	0	60	54	98%	6	1
Licking	14	148	3	165	154	102%	11	0
Logan	7	52	1	60	51	96%	9	0

Courts of Common Pleas – Domestic Relations Division
Marriage Dissolutions with Children Overall Caseloads
2007

County	Cases Pending January 1	New Filings	Reactivations and Transfers	Total Cases	Total Terminations	Clearance Rate	Cases Pending December 31	Cases Pending Beyond Time Guidelines
Lorain	31	161	5	197	177	107%	20	0
Lucas	25	182	0	207	184	101%	23	2
Madison	4	29	1	34	32	107%	2	0
Mahoning	10	102	0	112	96	94%	16	0
Marion	5	55	0	60	48	87%	12	0
Medina	19	183	2	204	179	97%	25	0
Meigs	3	24	0	27	26	108%	1	0
Mercer	2	15	0	17	16	107%	1	0
Miami	8	81	3	92	81	96%	11	0
Monroe	2	17	0	19	16	94%	3	0
Montgomery	35	352	7	394	341	95%	53	0
Morgan	0	8	0	8	8	100%	0	0
Morrow	8	33	17	58	51	102%	7	4
Muskingum	7	100	0	107	91	91%	16	1
Noble	1	20	0	21	20	100%	1	0
Ottawa	5	36	0	41	32	89%	9	0
Paulding	1	16	0	17	16	100%	1	0
Perry	1	37	0	38	36	97%	2	0
Pickaway	5	45	0	50	50	111%	0	0
Pike	3	23	0	26	22	96%	4	0
Portage	21	95	16	132	123	111%	9	0
Preble	2	34	0	36	34	100%	2	0
Putnam	4	21	0	25	21	100%	4	2
Richland	14	106	2	122	108	100%	14	0
Ross	12	84	0	96	88	105%	8	2
Sandusky	16	62	0	78	75	121%	3	0
Scioto	8	55	0	63	55	100%	8	0
Seneca	5	51	0	56	50	98%	6	0
Shelby	8	45	0	53	46	102%	7	2
Stark	44	318	3	365	325	101%	40	0
Summit	65	338	0	403	349	103%	54	0
Trumbull	21	185	2	208	190	102%	18	0
Tuscarawas	14	101	2	117	102	99%	15	1
Union	6	49	0	55	49	100%	6	0
Van Wert	5	33	0	38	35	106%	3	0
Vinton	2	20	0	22	19	95%	3	0
Warren	28	161	5	194	169	102%	25	1
Washington	8	45	0	53	48	107%	5	1
Wayne	22	110	1	133	109	98%	24	6
Williams	8	34	0	42	37	109%	5	0
Wood	10	78	0	88	79	101%	9	0
Wyandot	8	16	0	24	22	138%	2	0
Statewide	1,123	7,905	187	9,215	8,155	101%	1,060	56

Courts of Common Pleas – Domestic Relations Division
Marriage Dissolutions with Children Terminations
2007

County	Uncontested Judge	Uncontested Magistrate	Trial by Judge	Trial by Magistrate	Voluntary Dismissal	Mediation/Conciliation	Bankruptcy Stay/ Interlocutory Appeal	Transferred Out	Private Judge	Unavailability of Party	Other Terminations	Total Terminations
Adams	0	31	0	0	0	0	0	0	0	0	1	32
Allen	0	81	0	0	1	0	0	0	0	0	2	84
Ashland	0	55	0	0	4	0	0	0	0	0	1	60
Ashtabula	3	65	0	0	3	0	0	0	0	0	9	80
Athens	0	22	0	1	1	0	0	0	0	0	0	24
Auglaize	32	0	0	0	1	0	0	0	0	0	2	35
Belmont	0	54	0	0	1	0	0	0	0	0	4	59
Brown	0	53	0	1	4	0	0	0	0	0	2	60
Butler	267	6	0	0	4	0	1	0	0	0	6	284
Carroll	17	0	0	0	1	0	0	2	0	0	0	20
Champaign	3	15	0	1	1	0	0	0	0	0	3	23
Clark	105	23	3	2	4	0	0	0	0	0	4	141
Clermont	58	93	4	3	0	0	0	0	0	1	2	161
Clinton	0	42	0	0	3	0	0	0	0	0	2	47
Columbiana	2	73	0	0	2	0	0	0	0	0	0	77
Coshocton	0	36	0	0	1	0	0	1	0	0	7	45
Crawford	0	48	4	0	3	1	0	0	0	0	2	58
Cuyahoga	463	130	0	0	31	0	1	41	0	0	27	693
Darke	0	38	0	0	0	0	0	0	0	0	2	40
Defiance	30	0	0	0	0	0	0	0	0	0	1	31
Delaware	41	46	0	2	2	0	0	20	6	0	0	117
Erie	10	6	0	0	0	0	0	0	0	0	0	16
Fairfield	96	1	0	0	2	0	0	0	0	0	7	106
Fayette	0	30	0	2	1	0	0	0	0	0	0	33
Franklin	565	0	1	0	4	0	0	7	31	5	39	652
Fulton	13	27	0	0	1	0	0	0	0	0	1	42
Gallia	27	1	0	0	0	0	0	1	0	0	1	30
Geauga	1	61	0	2	6	0	0	0	0	1	2	73
Greene	26	52	0	0	6	0	0	0	0	0	0	84
Guernsey	0	24	0	1	1	0	0	0	0	0	0	26
Hamilton	384	0	0	0	29	0	0	0	0	0	3	416
Hancock	0	60	0	1	0	0	0	0	0	0	1	62
Hardin	0	23	0	0	1	1	0	0	0	0	0	25
Harrison	13	0	0	0	1	0	0	0	0	0	0	14
Henry	24	2	0	0	0	0	0	0	0	0	0	26
Highland	0	52	0	5	3	0	0	0	0	0	0	60
Hocking	26	0	0	0	2	0	0	0	0	0	0	28
Holmes	2	9	0	4	1	0	0	0	0	0	1	17
Huron	33	3	0	0	2	0	0	0	0	0	2	40
Jackson	0	47	0	1	0	0	0	0	1	0	2	51
Jefferson	47	1	0	0	2	0	0	0	0	0	0	50
Knox	0	43	0	1	3	0	0	0	0	0	4	51
Lake	152	0	0	0	2	1	1	0	0	0	12	168
Lawrence	51	0	0	0	0	0	0	1	0	0	2	54
Licking	111	28	0	0	9	0	0	0	2	0	4	154
Logan	0	50	0	0	1	0	0	0	0	0	0	51
Lorain	152	0	0	0	9	0	0	3	0	0	13	177

Courts of Common Pleas – Domestic Relations Division
Marriage Dissolutions with Children Terminations
2007

County	Uncontested Judge	Uncontested Magistrate	Trial by Judge	Trial by Magistrate	Voluntary Dismissal	Mediation/Conciliation	Bankruptcy Stay/ Interlocutory Appeal	Transferred Out	Private Judge	Unavailability of Party	Other Terminations	Total Terminations
Lucas	168	3	0	1	7	0	0	0	0	0	5	184
Madison	19	12	0	0	0	0	0	1	0	0	0	32
Mahoning	91	0	0	0	2	0	0	0	0	0	3	96
Marion	46	0	0	0	0	0	0	0	0	0	2	48
Medina	90	21	39	11	11	1	0	0	0	0	6	179
Meigs	18	0	5	0	3	0	0	0	0	0	0	26
Mercer	0	15	0	0	0	0	0	0	0	0	1	16
Miami	0	74	0	0	2	0	1	0	0	0	4	81
Monroe	13	0	0	0	0	0	0	0	0	0	3	16
Montgomery	257	74	0	1	5	2	2	0	0	0	0	341
Morgan	8	0	0	0	0	0	0	0	0	0	0	8
Morrow	6	3	1	34	0	1	0	1	0	0	5	51
Muskingum	85	0	0	0	4	0	0	0	0	0	2	91
Noble	10	0	7	0	1	0	0	0	0	0	2	20
Ottawa	0	21	0	10	1	0	0	0	0	0	0	32
Paulding	14	0	0	0	2	0	0	0	0	0	0	16
Perry	32	0	0	0	0	0	0	0	0	0	4	36
Pickaway	1	0	40	3	4	0	0	2	0	0	0	50
Pike	17	0	0	0	3	0	0	0	0	0	2	22
Portage	39	59	1	0	3	0	0	0	0	0	21	123
Preble	2	0	28	4	0	0	0	0	0	0	0	34
Putnam	20	0	0	0	1	0	0	0	0	0	0	21
Richland	77	26	0	0	1	0	0	0	0	0	4	108
Ross	76	3	0	0	2	2	0	0	0	0	5	88
Sandusky	65	0	1	0	0	0	0	1	0	0	8	75
Scioto	48	0	0	0	3	0	0	0	0	0	4	55
Seneca	2	48	0	0	0	0	0	0	0	0	0	50
Shelby	0	42	0	0	2	0	0	0	0	0	2	46
Stark	50	247	0	0	2	0	0	1	0	0	25	325
Summit	320	0	0	0	2	0	0	0	0	0	27	349
Trumbull	139	39	0	0	3	0	0	0	0	0	9	190
Tuscarawas	0	81	0	8	6	0	0	0	0	0	7	102
Union	44	0	4	0	0	0	0	0	0	0	1	49
Van Wert	0	34	0	0	1	0	0	0	0	0	0	35
Vinton	18	0	0	0	1	0	0	0	0	0	0	19
Warren	136	8	1	2	8	0	1	0	0	0	13	169
Washington	43	0	0	0	0	0	0	0	0	0	5	48
Wayne	5	88	0	1	7	0	0	0	0	0	8	109
Williams	5	27	0	0	3	0	0	0	0	0	2	37
Wood	0	75	0	1	1	0	0	0	0	0	2	79
Wyandot	3	18	0	0	0	0	0	0	0	0	1	22
Statewide	4,721	2,449	139	103	244	9	7	82	40	7	354	8,155

Courts of Common Pleas – Domestic Relations Division
Marriage Dissolutions without Children Overall Caseloads
2007

County	Cases Pending January 1	New Filings	Reactivations and Transfers	Total Cases	Total Terminations	Clearance Rate	Cases Pending December 31	Cases Pending Beyond Time Guidelines
Adams	0	38	1	39	39	100%	0	0
Allen	21	82	0	103	93	113%	10	0
Ashland	10	64	0	74	66	103%	8	0
Ashtabula	19	98	2	119	102	102%	17	1
Athens	5	66	0	71	60	91%	11	1
Auglaize	0	31	0	31	28	90%	3	0
Belmont	11	61	1	73	64	103%	9	0
Brown	9	46	0	55	51	111%	4	1
Butler	44	346	1	391	358	103%	33	0
Carroll	5	39	0	44	39	100%	5	0
Champaign	19	39	1	59	41	103%	18	0
Clark	17	162	1	180	161	99%	19	0
Clermont	19	237	1	257	229	96%	28	0
Clinton	9	58	0	67	57	98%	10	0
Columbiana	7	81	0	88	72	89%	16	1
Coshocton	8	34	10	52	47	107%	5	0
Crawford	8	46	1	55	52	111%	3	0
Cuyahoga	92	898	47	1,037	943	100%	94	3
Darke	3	44	0	47	44	100%	3	0
Defiance	5	25	0	30	29	116%	1	0
Delaware	13	135	1	149	141	104%	8	0
Erie	3	12	0	15	11	92%	4	0
Fairfield	10	134	2	146	132	97%	14	0
Fayette	5	33	0	38	34	103%	4	0
Franklin	115	1,035	22	1,172	1,069	101%	103	1
Fulton	5	38	0	43	39	103%	4	1
Gallia	2	39	4	45	39	91%	6	0
Geauga	9	71	0	80	68	96%	12	0
Greene	13	131	1	145	136	103%	9	0
Guernsey	6	40	0	46	42	105%	4	0
Hamilton	57	606	14	677	616	99%	61	0
Hancock	6	79	1	86	73	91%	13	0
Hardin	4	19	0	23	22	116%	1	0
Harrison	4	21	0	25	22	105%	3	0
Henry	10	24	0	34	25	104%	9	0
Highland	11	55	0	66	59	107%	7	0
Hocking	4	41	0	45	43	105%	2	0
Holmes	3	20	0	23	23	115%	0	0
Huron	9	46	2	57	48	100%	9	0
Jackson	6	43	0	49	41	95%	8	0
Jefferson	8	78	2	88	72	90%	16	5
Knox	6	77	0	83	76	99%	7	0
Lake	44	206	2	252	223	107%	29	0
Lawrence	6	67	0	73	64	96%	9	2
Licking	12	185	2	199	181	97%	18	0
Logan	7	47	0	54	48	102%	6	1

Courts of Common Pleas – Domestic Relations Division
Marriage Dissolutions without Children Overall Caseloads
2007

County	Cases Pending January 1	New Filings	Reactivations and Transfers	Total Cases	Total Terminations	Clearance Rate	Cases Pending December 31	Cases Pending Beyond Time Guidelines
Lorain	22	242	2	266	238	98%	28	0
Lucas	35	285	0	320	282	99%	38	0
Madison	1	30	2	33	29	91%	4	0
Mahoning	26	138	1	165	154	111%	11	0
Marion	11	65	0	76	70	108%	6	0
Medina	23	190	2	215	185	96%	30	0
Meigs	6	21	0	27	26	124%	1	0
Mercer	5	24	0	29	26	108%	3	0
Miami	11	117	2	130	127	107%	3	0
Monroe	1	13	0	14	12	92%	2	0
Montgomery	40	456	0	496	433	95%	63	0
Morgan	8	10	0	18	14	140%	4	0
Morrow	6	29	1	36	29	97%	7	1
Muskingum	15	121	1	137	125	102%	12	0
Noble	0	16	0	16	14	88%	2	1
Ottawa	6	29	2	37	28	90%	9	0
Paulding	1	18	0	19	19	106%	0	0
Perry	2	42	0	44	38	90%	6	0
Pickaway	9	73	0	82	76	104%	6	0
Pike	6	46	0	52	47	102%	5	0
Portage	13	146	9	168	154	99%	14	0
Preble	6	46	0	52	44	96%	8	0
Putnam	1	15	0	16	14	93%	2	1
Richland	18	118	1	137	129	108%	8	0
Ross	16	114	1	131	115	100%	16	2
Sandusky	10	73	1	84	79	107%	5	0
Scioto	14	80	0	94	89	111%	5	0
Seneca	3	49	0	52	43	88%	9	0
Shelby	3	47	0	50	41	87%	9	0
Stark	57	360	0	417	369	103%	48	1
Summit	69	486	0	555	492	101%	63	0
Trumbull	21	228	0	249	222	97%	27	2
Tuscarawas	22	135	0	157	132	98%	25	2
Union	8	65	0	73	67	103%	6	0
Van Wert	3	36	0	39	36	100%	3	0
Vinton	3	20	0	23	23	115%	0	0
Warren	26	177	2	205	188	105%	17	0
Washington	8	61	0	69	66	108%	3	0
Wayne	16	119	0	135	105	88%	30	8
Williams	4	39	0	43	39	100%	4	0
Wood	11	97	0	108	97	100%	11	1
Wyandot	5	21	0	26	21	100%	5	1
Statewide	1,260	10,274	146	11,680	10,459	100%	1,221	37

Courts of Common Pleas – Domestic Relations Division
Marriage Dissolutions without Children Terminations
2007

County	Uncontested Judge	Uncontested Magistrate	Trial by Judge	Trial by Magistrate	Voluntary Dismissal	Mediation/Conciliation	Bankruptcy Stay/ Interlocutory Appeal	Transferred Out	Private Judge	Unavailability of Party	Other Terminations	Total Terminations
Adams	0	36	0	1	2	0	0	0	0	0	0	39
Allen	1	79	0	0	6	0	0	0	0	0	7	93
Ashland	0	62	0	0	4	0	0	0	0	0	0	66
Ashtabula	0	90	0	3	1	0	0	1	0	0	7	102
Athens	1	56	0	0	1	0	0	1	0	0	1	60
Auglaize	26	0	0	0	0	0	0	0	0	0	2	28
Belmont	0	59	0	0	1	0	0	0	0	0	4	64
Brown	0	50	0	0	1	0	0	0	0	0	0	51
Butler	337	9	0	0	4	0	0	1	0	0	7	358
Carroll	35	0	0	0	4	0	0	0	0	0	0	39
Champaign	9	28	0	0	1	0	0	0	0	0	3	41
Clark	142	4	9	0	5	0	0	0	0	0	1	161
Clermont	50	161	2	11	4	0	0	0	0	0	1	229
Clinton	0	48	0	0	6	0	0	0	0	0	3	57
Columbiana	0	69	0	1	1	0	0	0	0	0	1	72
Coshocton	25	6	13	0	1	0	0	0	0	0	2	47
Crawford	0	48	1	0	2	0	0	0	0	0	1	52
Cuyahoga	655	206	0	0	31	0	1	34	0	0	16	943
Darke	1	40	0	0	3	0	0	0	0	0	0	44
Defiance	28	0	0	0	1	0	0	0	0	0	0	29
Delaware	54	57	0	5	3	0	0	16	5	0	1	141
Erie	2	5	0	0	0	0	0	1	0	0	3	11
Fairfield	125	0	0	2	1	0	0	0	0	0	4	132
Fayette	6	23	2	2	0	0	0	0	0	0	1	34
Franklin	975	0	0	0	8	0	0	5	41	9	31	1,069
Fulton	13	24	0	0	1	0	0	0	0	0	1	39
Gallia	34	1	0	0	1	0	0	2	0	0	1	39
Geauga	17	47	0	0	1	0	0	0	0	1	2	68
Greene	26	105	0	0	4	0	0	0	0	1	0	136
Guernsey	0	39	0	2	1	0	0	0	0	0	0	42
Hamilton	594	0	0	0	22	0	0	0	0	0	0	616
Hancock	0	66	0	1	2	0	0	0	0	1	3	73
Hardin	0	20	0	0	1	0	0	0	0	0	1	22
Harrison	21	0	0	0	1	0	0	0	0	0	0	22
Henry	21	2	2	0	0	0	0	0	0	0	0	25
Highland	0	57	0	0	2	0	0	0	0	0	0	59
Hocking	42	0	0	0	1	0	0	0	0	0	0	43
Holmes	4	15	0	3	0	0	0	0	0	0	1	23
Huron	37	5	0	0	1	0	0	0	0	0	5	48
Jackson	0	38	0	1	1	0	0	0	1	0	0	41
Jefferson	67	0	1	0	3	1	0	0	0	0	0	72
Knox	0	68	0	4	0	0	0	0	0	0	4	76
Lake	201	0	0	0	7	2	1	0	0	0	12	223
Lawrence	57	1	0	0	0	0	0	0	0	0	6	64
Licking	80	77	0	0	10	0	0	1	3	0	10	181
Logan	0	47	0	0	1	0	0	0	0	0	0	48
Lorain	223	0	0	0	6	0	0	0	0	0	9	238

Courts of Common Pleas – Domestic Relations Division
Marriage Dissolutions without Children Terminations
2007

County	Uncontested Judge	Uncontested Magistrate	Trial by Judge	Trial by Magistrate	Voluntary Dismissal	Mediation/ Conciliation	Bankruptcy Stay/ Interlocutory Appeal	Transferred Out	Private Judge	Unavailability of Party	Other Terminations	Total Terminations
Lucas	267	3	1	1	4	0	0	0	0	0	6	282
Madison	21	5	0	0	1	0	0	0	0	0	2	29
Mahoning	143	0	0	1	1	0	0	0	1	0	8	154
Marion	62	0	0	0	2	0	0	0	0	0	6	70
Medina	111	16	27	10	11	1	1	0	0	0	8	185
Meigs	20	0	2	0	4	0	0	0	0	0	0	26
Mercer	0	26	0	0	0	0	0	0	0	0	0	26
Miami	120	2	0	0	2	0	0	0	0	0	3	127
Monroe	12	0	0	0	0	0	0	0	0	0	0	12
Montgomery	328	88	0	0	14	0	0	0	0	1	2	433
Morgan	14	0	0	0	0	0	0	0	0	0	0	14
Morrow	1	2	0	25	1	0	0	0	0	0	0	29
Muskingum	114	1	0	0	9	0	0	0	0	0	1	125
Noble	7	0	7	0	0	0	0	0	0	0	0	14
Ottawa	1	19	0	6	1	0	0	0	0	0	1	28
Paulding	19	0	0	0	0	0	0	0	0	0	0	19
Perry	37	0	0	0	0	0	0	0	0	0	1	38
Pickaway	0	0	70	2	3	0	0	1	0	0	0	76
Pike	45	0	0	0	1	0	0	0	0	0	1	47
Portage	72	67	1	0	1	0	0	0	0	0	13	154
Preble	3	0	38	3	0	0	0	0	0	0	0	44
Putnam	12	0	0	1	0	0	0	0	0	0	1	14
Richland	91	32	0	0	4	0	0	0	0	0	2	129
Ross	107	4	1	0	1	1	0	0	0	0	1	115
Sandusky	76	0	0	0	1	0	0	1	0	0	1	79
Scioto	75	0	0	0	6	0	0	0	0	0	8	89
Seneca	0	42	0	0	1	0	0	0	0	0	0	43
Shelby	0	39	0	0	2	0	0	0	0	0	0	41
Stark	53	298	0	0	2	0	0	0	0	0	16	369
Summit	478	0	0	0	0	0	0	0	0	0	14	492
Trumbull	174	31	0	0	3	0	0	0	0	0	14	222
Tuscarawas	0	114	0	7	4	0	0	0	0	0	7	132
Union	59	0	3	0	4	0	0	0	0	0	1	67
Van Wert	0	36	0	0	0	0	0	0	0	0	0	36
Vinton	23	0	0	0	0	0	0	0	0	0	0	23
Warren	162	15	0	0	3	0	0	0	0	0	8	188
Washington	61	0	2	0	2	0	0	0	0	0	1	66
Wayne	5	87	0	2	3	0	0	0	0	0	8	105
Williams	7	30	0	0	0	0	0	0	0	0	2	39
Wood	0	92	0	4	1	0	0	0	0	0	0	97
Wyandot	1	20	0	0	0	0	0	0	0	0	0	21
Statewide	6,690	2,817	182	98	249	5	3	64	51	13	287	10,459

Courts of Common Pleas – Domestic Relations Division
Change of Custody Overall Caseloads
2007

County	Cases Pending January 1	New Filings	Reactivations and Transfers	Total Cases	Total Terminations	Clearance Rate	Cases Pending December 31	Cases Pending Beyond Time Guidelines
Adams	3	0	12	15	12	100%	3	0
Allen	58	0	135	193	149	110%	44	2
Ashland	18	0	25	43	35	140%	8	4
Ashtabula	57	6	86	149	94	102%	55	22
Athens	4	0	16	20	10	63%	10	3
Auglaize	15	0	37	52	33	89%	19	0
Belmont	8	0	40	48	41	103%	7	0
Brown	31	57	6	94	60	95%	34	6
Butler	150	0	611	761	633	104%	128	0
Carroll	1	0	15	16	12	80%	4	0
Champaign	19	44	3	66	44	94%	22	0
Clark	59	0	119	178	127	107%	51	8
Clermont	31	0	155	186	145	94%	41	2
Clinton	13	0	40	53	31	78%	22	3
Columbiana	23	0	42	65	45	107%	20	3
Coshocton	9	0	42	51	42	100%	9	0
Crawford	11	0	37	48	34	92%	14	0
Cuyahoga	345	0	744	1,089	757	102%	332	56
Darke	19	35	1	55	40	111%	15	0
Defiance	9	0	34	43	30	88%	13	1
Delaware	34	2	56	92	54	93%	38	17
Erie	18	0	45	63	47	104%	16	1
Fairfield	92	43	96	231	180	129%	51	32
Fayette	11	0	25	36	29	116%	7	0
Franklin	405	0	758	1,163	727	96%	436	147
Fulton	24	0	53	77	48	91%	29	6
Gallia	8	0	33	41	30	91%	11	1
Geauga	0	0	0	0	0	-	0	0
Greene	32	2	67	101	68	99%	33	2
Guernsey	3	1	36	40	36	97%	4	0
Hamilton	142	0	281	423	270	96%	153	0
Hancock	27	0	34	61	37	109%	24	7
Hardin	2	0	7	9	8	114%	1	0
Harrison	9	0	6	15	14	233%	1	0
Henry	3	1	0	4	0	0%	4	0
Highland	14	0	28	42	26	93%	16	2
Hocking	10	0	32	42	30	94%	12	0
Holmes	10	18	1	29	24	126%	5	0
Huron	17	1	43	61	46	105%	15	1
Jackson	23	0	21	44	24	114%	20	6
Jefferson	5	0	26	31	26	100%	5	0
Knox	20	1	27	48	34	121%	14	4
Lake	33	2	80	115	98	120%	17	2
Lawrence	43	0	83	126	72	87%	54	27
Licking	93	11	172	276	196	107%	80	5
Logan	19	0	47	66	38	81%	28	10

Courts of Common Pleas – Domestic Relations Division
Change of Custody Overall Caseloads
2007

County	Cases Pending January 1	New Filings	Reactivations and Transfers	Total Cases	Total Terminations	Clearance Rate	Cases Pending December 31	Cases Pending Beyond Time Guidelines
Lorain	62	0	157	219	161	103%	58	5
Lucas	180	0	328	508	344	105%	164	35
Madison	8	32	1	41	23	70%	18	4
Mahoning	29	0	90	119	87	97%	32	0
Marion	12	0	55	67	50	91%	17	0
Medina	21	0	116	137	91	78%	46	1
Meigs	5	1	15	21	16	100%	5	1
Mercer	11	0	24	35	23	96%	12	0
Miami	36	0	73	109	82	112%	27	0
Monroe	6	0	12	18	14	117%	4	1
Montgomery	127	1	244	372	270	110%	102	15
Morgan	2	2	12	16	10	71%	6	0
Morrow	2	0	9	11	7	78%	4	2
Muskingum	74	123	83	280	198	96%	82	4
Noble	2	0	7	9	7	100%	2	0
Ottawa	0	0	0	0	0	-	0	0
Paulding	10	0	33	43	37	112%	6	0
Perry	2	12	0	14	9	75%	5	0
Pickaway	0	0	4	4	4	100%	0	0
Pike	21	6	8	35	24	171%	11	5
Portage	26	4	103	133	102	95%	31	4
Preble	11	22	1	34	27	117%	7	1
Putnam	4	0	7	11	10	143%	1	0
Richland	63	24	153	240	172	97%	68	9
Ross	45	24	24	93	45	94%	48	26
Sandusky	33	5	34	72	54	138%	18	4
Scioto	18	50	24	92	79	107%	13	0
Seneca	12	7	43	62	39	78%	23	7
Shelby	12	0	37	49	28	76%	21	2
Stark	78	15	292	385	304	99%	81	6
Summit	110	34	175	319	220	105%	99	5
Trumbull	71	0	165	236	129	78%	107	35
Tuscarawas	26	0	119	145	102	86%	43	6
Union	4	0	30	34	25	83%	9	0
Van Wert	13	1	36	50	38	103%	12	0
Vinton	2	4	8	14	12	100%	2	0
Warren	33	0	99	132	90	91%	42	1
Washington	10	19	0	29	24	126%	5	2
Wayne	31	0	18	49	34	189%	15	11
Williams	22	0	35	57	31	89%	26	5
Wood	19	1	36	56	31	84%	25	9
Wyandot	9	0	13	22	18	138%	4	1
Statewide	3,242	611	6,980	10,833	7,607	100%	3,226	587

Courts of Common Pleas – Domestic Relations Division
Change of Custody Terminations
2007

County	Uncontested Judge	Uncontested Magistrate	Trial by Judge	Trial by Magistrate	Voluntary Dismissal	Mediation/Conciliation	Bankruptcy Stay/ Interlocutory Appeal	Transferred Out	Private Judge	Unavailability of Party	Other Terminations	Total Terminations
Adams	0	6	0	2	2	0	0	0	0	0	2	12
Allen	5	57	2	31	11	0	0	0	0	0	43	149
Ashland	2	27	0	5	1	0	0	0	0	0	0	35
Ashtabula	22	13	2	5	4	0	0	0	0	0	48	94
Athens	0	0	0	6	1	0	0	0	0	0	3	10
Auglaize	25	0	2	0	4	1	0	0	0	0	1	33
Belmont	1	31	0	6	2	0	0	0	0	0	1	41
Brown	0	28	0	28	4	0	0	0	0	0	0	60
Butler	32	154	18	132	124	0	0	0	0	31	142	633
Carroll	2	0	7	0	2	0	0	0	0	0	1	12
Champaign	0	11	5	22	3	2	0	0	0	1	0	44
Clark	0	0	86	29	7	0	0	1	0	0	4	127
Clermont	0	0	11	109	13	10	0	0	0	0	2	145
Clinton	0	0	0	28	2	0	0	0	1	0	0	31
Columbiana	2	22	2	5	6	3	0	0	0	0	5	45
Coshocton	0	0	0	3	5	0	0	1	0	0	33	42
Crawford	0	15	0	4	4	5	0	0	0	0	6	34
Cuyahoga	0	0	97	522	136	0	0	0	0	0	2	757
Darke	7	11	1	14	7	0	0	0	0	0	0	40
Defiance	0	4	1	20	3	0	0	0	0	0	2	30
Delaware	0	1	0	10	9	0	1	0	0	0	33	54
Erie	11	21	3	1	0	0	0	2	0	2	7	47
Fairfield	35	26	1	9	8	0	0	2	0	1	98	180
Fayette	2	13	1	6	5	0	0	0	0	0	2	29
Franklin	132	164	6	41	49	0	0	1	0	4	330	727
Fulton	6	3	10	18	5	0	0	0	0	0	6	48
Gallia	0	0	0	23	3	0	0	0	0	0	4	30
Geauga	0	0	0	0	0	0	0	0	0	0	0	0
Greene	22	15	11	8	12	0	0	0	0	0	0	68
Guernsey	3	7	0	21	4	0	0	0	0	0	1	36
Hamilton	0	0	132	99	5	0	0	0	0	0	34	270
Hancock	0	27	1	4	5	0	0	0	0	0	0	37
Hardin	0	0	0	1	2	0	0	0	0	0	5	8
Harrison	5	0	8	0	0	0	0	0	0	0	1	14
Henry	0	0	0	0	0	0	0	0	0	0	0	0
Highland	0	0	0	24	2	0	0	0	0	0	0	26
Hocking	0	0	0	27	3	0	0	0	0	0	0	30
Holmes	0	3	0	10	4	0	0	1	0	0	6	24
Huron	0	0	0	34	7	0	0	2	0	0	3	46
Jackson	2	19	0	0	1	0	1	0	0	0	1	24
Jefferson	5	4	0	11	3	0	0	1	0	1	1	26
Knox	1	16	0	3	0	0	0	0	0	0	14	34
Lake	0	0	1	33	9	41	2	0	0	0	12	98
Lawrence	23	31	0	1	3	0	0	3	0	0	11	72
Licking	1	3	7	142	30	3	0	4	0	0	6	196
Logan	0	22	4	7	2	0	0	2	0	0	1	38
Lorain	92	7	1	0	14	0	0	2	0	1	44	161

Courts of Common Pleas – Domestic Relations Division
Change of Custody Terminations
2007

County	Uncontested Judge	Uncontested Magistrate	Trial by Judge	Trial by Magistrate	Voluntary Dismissal	Mediation/ Conciliation	Bankruptcy Stay/ Interlocutory Appeal	Transferred Out	Private Judge	Unavailability of Party	Other Terminations	Total Terminations
Lucas	0	133	1	126	13	0	0	0	0	0	71	344
Madison	4	3	0	11	2	0	0	0	0	0	3	23
Mahoning	1	0	0	77	8	0	0	1	0	0	0	87
Marion	40	0	3	0	3	0	1	1	0	1	1	50
Medina	1	19	5	36	12	15	0	0	0	2	1	91
Meigs	0	0	13	0	1	0	0	0	0	0	2	16
Mercer	0	6	0	16	0	0	0	0	0	0	1	23
Miami	0	2	0	11	10	1	0	0	0	0	58	82
Monroe	4	0	1	0	1	0	0	0	0	0	8	14
Montgomery	0	153	2	73	20	1	0	1	0	0	20	270
Morgan	5	0	4	0	0	0	0	0	0	0	1	10
Morrow	0	0	0	7	0	0	0	0	0	0	0	7
Muskingum	100	13	19	18	31	7	0	1	0	0	9	198
Noble	0	0	3	0	0	0	0	0	0	0	4	7
Ottawa	0	0	0	0	0	0	0	0	0	0	0	0
Paulding	28	0	6	1	1	1	0	0	0	0	0	37
Perry	0	0	0	5	1	0	0	0	0	0	3	9
Pickaway	0	0	0	4	0	0	0	0	0	0	0	4
Pike	18	0	0	0	1	0	0	0	0	1	4	24
Portage	0	0	12	29	3	1	0	0	0	0	57	102
Preble	1	0	1	21	2	0	0	0	0	0	2	27
Putnam	2	0	0	0	2	0	0	0	0	0	6	10
Richland	60	74	5	9	11	0	0	0	0	0	13	172
Ross	6	2	12	10	4	1	0	0	0	0	10	45
Sandusky	1	0	4	0	1	0	0	2	0	1	45	54
Scioto	9	35	1	10	9	8	0	1	0	1	5	79
Seneca	1	33	0	3	0	0	0	0	0	0	2	39
Shelby	0	13	0	11	4	0	0	0	0	0	0	28
Stark	0	0	11	72	9	0	3	0	0	0	209	304
Summit	0	65	3	77	7	0	0	5	0	0	63	220
Trumbull	2	0	0	0	1	0	0	2	0	0	124	129
Tuscarawas	0	17	7	45	6	21	0	0	0	0	6	102
Union	0	0	17	0	3	0	1	1	0	0	3	25
Van Wert	0	34	0	0	3	0	0	0	0	0	1	38
Vinton	0	0	8	0	1	3	0	0	0	0	0	12
Warren	0	0	1	83	5	0	0	0	0	1	0	90
Washington	8	0	8	0	0	0	0	1	0	0	7	24
Wayne	0	7	0	3	1	0	0	0	0	0	23	34
Williams	2	25	0	0	4	0	0	0	0	0	0	31
Wood	0	16	0	9	4	0	0	0	0	0	2	31
Wyandot	2	10	0	2	2	0	1	0	0	0	1	18
Statewide	733	1,421	567	2,273	712	124	10	38	1	48	1,680	7,607

Courts of Common Pleas – Domestic Relations Division
Visitation Enforcement or Modification Overall Caseloads
2007

County	Cases Pending January 1	New Filings	Reactivations and Transfers	Total Cases	Total Terminations	Clearance Rate	Cases Pending December 31	Cases Pending Beyond Time Guidelines
Adams	4	0	6	10	7	117%	3	1
Allen	5	1	25	31	22	85%	9	0
Ashland	10	0	10	20	15	150%	5	3
Ashtabula	12	0	20	32	20	100%	12	1
Athens	6	0	10	16	7	70%	9	3
Auglaize	2	0	3	5	4	133%	1	0
Belmont	9	0	11	20	14	127%	6	0
Brown	3	17	4	24	13	62%	11	2
Butler	58	0	237	295	251	106%	44	0
Carroll	0	1	8	9	7	78%	2	0
Champaign	5	10	0	15	11	110%	4	0
Clark	15	0	43	58	38	88%	20	0
Clermont	34	0	154	188	148	96%	40	5
Clinton	7	0	7	14	10	143%	4	1
Columbiana	8	1	15	24	14	88%	10	4
Coshocton	4	1	7	12	10	125%	2	0
Crawford	12	0	21	33	24	114%	9	3
Cuyahoga	164	0	279	443	275	99%	168	37
Darke	3	12	1	16	12	92%	4	0
Defiance	2	0	16	18	8	50%	10	1
Delaware	13	0	5	18	11	220%	7	7
Erie	8	0	32	40	28	88%	12	1
Fairfield	42	3	64	109	82	122%	27	21
Fayette	7	0	9	16	13	144%	3	1
Franklin	46	0	87	133	96	110%	37	9
Fulton	10	0	11	21	12	109%	9	1
Gallia	7	0	8	15	9	113%	6	2
Geauga	7	0	20	27	20	100%	7	1
Greene	25	0	50	75	45	90%	30	5
Guernsey	1	0	16	17	15	94%	2	0
Hamilton	250	0	274	524	360	131%	164	0
Hancock	10	0	9	19	9	100%	10	3
Hardin	1	0	5	6	3	60%	3	0
Harrison	3	0	8	11	9	113%	2	0
Henry	7	0	0	7	0	-	7	0
Highland	5	0	16	21	17	106%	4	0
Hocking	10	0	12	22	15	125%	7	0
Holmes	1	4	0	5	5	125%	0	0
Huron	7	0	9	16	10	111%	6	1
Jackson	9	0	9	18	7	78%	11	5
Jefferson	2	0	4	6	5	125%	1	0
Knox	8	0	8	16	12	150%	4	1
Lake	16	0	38	54	40	105%	14	1
Lawrence	6	0	8	14	1	13%	13	7
Licking	38	8	74	120	81	99%	39	2
Logan	3	0	6	9	5	83%	4	0

Courts of Common Pleas – Domestic Relations Division
Visitation Enforcement or Modification Overall Caseloads
2007

County	Cases Pending January 1	New Filings	Reactivations and Transfers	Total Cases	Total Terminations	Clearance Rate	Cases Pending December 31	Cases Pending Beyond Time Guidelines
Lorain	10	0	31	41	32	103%	9	0
Lucas	75	0	154	229	136	88%	93	14
Madison	1	5	0	6	4	80%	2	0
Mahoning	15	0	52	67	48	92%	19	1
Marion	11	0	8	19	15	188%	4	0
Medina	45	0	121	166	117	97%	49	5
Meigs	1	1	2	4	3	100%	1	0
Mercer	2	0	4	6	4	100%	2	0
Miami	12	0	35	47	31	89%	16	0
Monroe	3	0	4	7	7	175%	0	0
Montgomery	55	0	129	184	128	99%	56	4
Morgan	1	0	3	4	3	100%	1	0
Morrow	3	0	12	15	9	75%	6	3
Muskingum	26	25	47	98	76	106%	22	2
Noble	2	0	23	25	15	65%	10	1
Ottawa	1	1	0	2	0	0%	2	0
Paulding	1	0	13	14	14	108%	0	0
Perry	3	4	0	7	5	125%	2	0
Pickaway	0	0	29	29	28	97%	1	0
Pike	12	11	2	25	17	131%	8	4
Portage	20	2	49	71	55	108%	16	5
Preble	8	16	0	24	16	100%	8	0
Putnam	1	0	0	1	1	-	0	0
Richland	20	0	42	62	44	105%	18	3
Ross	18	7	8	33	16	107%	17	5
Sandusky	17	2	7	26	18	200%	8	3
Scioto	17	58	17	92	73	97%	19	1
Seneca	13	1	12	26	18	138%	8	2
Shelby	2	0	10	12	11	110%	1	0
Stark	80	0	268	348	277	103%	71	2
Summit	96	11	146	253	177	113%	76	9
Trumbull	28	0	56	84	51	91%	33	8
Tuscarawas	24	0	61	85	56	92%	29	2
Union	1	0	10	11	8	80%	3	0
Van Wert	0	1	3	4	2	50%	2	0
Vinton	2	1	0	3	2	200%	1	0
Warren	19	1	63	83	63	98%	20	1
Washington	15	54	1	70	56	102%	14	2
Wayne	8	0	3	11	10	333%	1	1
Williams	6	0	13	19	12	92%	7	0
Wood	14	0	12	26	14	117%	12	4
Wyandot	1	0	11	12	7	64%	5	0
Statewide	1,594	259	3,120	4,973	3,499	104%	1,474	211

Courts of Common Pleas – Domestic Relations Division
Visitation Enforcement or Modification Terminations
2007

County	Uncontested Judge	Uncontested Magistrate	Trial by Judge	Trial by Magistrate	Voluntary Dismissal	Mediation/Conciliation	Bankruptcy Stay/ Interlocutory Appeal	Transferred Out	Private Judge	Unavailability of Party	Other Terminations	Total Terminations
Adams	1	2	0	4	0	0	0	0	0	0	0	7
Allen	1	9	2	2	3	0	0	0	0	0	5	22
Ashland	1	9	0	2	2	0	0	0	0	0	1	15
Ashtabula	2	4	0	2	1	0	0	0	0	0	11	20
Athens	0	0	0	6	1	0	0	0	0	0	0	7
Auglaize	1	0	3	0	0	0	0	0	0	0	0	4
Belmont	0	10	0	3	0	0	0	0	0	0	1	14
Brown	0	6	0	6	1	0	0	0	0	0	0	13
Butler	7	26	9	53	66	0	0	0	0	15	75	251
Carroll	1	0	6	0	0	0	0	0	0	0	0	7
Champaign	0	5	1	2	0	3	0	0	0	0	0	11
Clark	0	0	4	27	3	1	0	1	0	1	1	38
Clermont	0	0	8	115	10	12	1	0	0	1	1	148
Clinton	0	0	0	10	0	0	0	0	0	0	0	10
Columbiana	0	3	0	4	1	3	0	0	0	0	3	14
Coshocton	0	0	0	4	2	0	0	0	0	0	4	10
Crawford	0	11	1	4	0	3	0	0	0	0	5	24
Cuyahoga	0	1	22	178	73	0	0	0	0	0	1	275
Darke	2	5	0	2	3	0	0	0	0	0	0	12
Defiance	0	0	1	5	0	0	0	0	0	0	2	8
Delaware	0	0	0	7	2	0	0	0	0	0	2	11
Erie	11	4	0	0	3	0	0	0	0	2	8	28
Fairfield	8	17	0	3	4	0	0	1	0	2	47	82
Fayette	0	6	1	5	1	0	0	0	0	0	0	13
Franklin	3	18	0	11	18	0	0	1	0	0	45	96
Fulton	0	1	3	5	1	0	0	0	0	0	2	12
Gallia	0	0	0	6	2	0	0	1	0	0	0	9
Geauga	1	10	0	1	3	0	0	0	0	0	5	20
Greene	13	10	6	9	5	0	0	0	0	0	2	45
Guernsey	2	0	2	9	0	0	0	0	0	0	2	15
Hamilton	0	0	70	107	2	0	0	0	0	0	181	360
Hancock	1	3	1	4	0	0	0	0	0	0	0	9
Hardin	0	0	0	1	0	0	0	0	0	0	2	3
Harrison	0	0	6	0	3	0	0	0	0	0	0	9
Henry	0	0	0	0	0	0	0	0	0	0	0	0
Highland	0	0	0	13	4	0	0	0	0	0	0	17
Hocking	0	0	0	15	0	0	0	0	0	0	0	15
Holmes	0	0	1	2	0	0	0	0	0	0	2	5
Huron	0	0	1	8	1	0	0	0	0	0	0	10
Jackson	0	6	0	0	1	0	0	0	0	0	0	7
Jefferson	2	0	2	1	0	0	0	0	0	0	0	5
Knox	0	3	0	1	1	0	0	0	0	0	7	12
Lake	0	0	0	17	1	13	0	0	0	1	8	40
Lawrence	0	1	0	0	0	0	0	0	0	0	0	1
Licking	0	0	1	62	9	3	0	1	0	1	4	81
Logan	0	4	0	0	1	0	0	0	0	0	0	5
Lorain	12	5	0	1	1	1	0	0	0	0	12	32

Courts of Common Pleas – Domestic Relations Division
Visitation Enforcement or Modification Terminations
2007

County	Uncontested Judge	Uncontested Magistrate	Trial by Judge	Trial by Magistrate	Voluntary Dismissal	Mediation/ Conciliation	Bankruptcy Stay/ Interlocutory Appeal	Transferred Out	Private Judge	Unavailability of Party	Other Terminations	Total Terminations
Lucas	0	57	0	42	5	0	0	0	0	0	32	136
Madison	0	0	0	3	1	0	0	0	0	0	0	4
Mahoning	0	0	0	47	1	0	0	0	0	0	0	48
Marion	11	0	2	0	1	0	0	0	0	0	1	15
Medina	2	23	7	50	14	10	3	1	0	2	5	117
Meigs	0	0	3	0	0	0	0	0	0	0	0	3
Mercer	0	0	0	4	0	0	0	0	0	0	0	4
Miami	0	2	0	7	6	0	0	0	0	0	16	31
Monroe	1	1	1	0	0	0	0	0	0	0	4	7
Montgomery	0	50	1	41	8	0	0	1	0	1	26	128
Morgan	2	0	1	0	0	0	0	0	0	0	0	3
Morrow	0	0	0	6	2	0	0	0	0	0	1	9
Muskingum	32	2	15	10	14	0	0	2	0	0	1	76
Noble	0	0	7	0	1	0	0	0	0	1	6	15
Ottawa	0	0	0	0	0	0	0	0	0	0	0	0
Paulding	7	0	5	0	2	0	0	0	0	0	0	14
Perry	0	0	0	4	1	0	0	0	0	0	0	5
Pickaway	0	0	0	28	0	0	0	0	0	0	0	28
Pike	8	0	1	0	4	0	0	1	0	0	3	17
Portage	1	0	8	28	2	0	0	0	0	0	16	55
Preble	2	1	0	12	1	0	0	0	0	0	0	16
Putnam	0	0	0	0	0	0	0	0	0	0	1	1
Richland	9	21	3	3	3	0	0	0	0	0	5	44
Ross	4	1	0	8	3	0	0	0	0	0	0	16
Sandusky	2	0	1	0	0	0	0	0	0	0	15	18
Scioto	4	36	0	11	5	8	0	2	0	0	7	73
Seneca	0	10	0	8	0	0	0	0	0	0	0	18
Shelby	0	2	0	5	4	0	0	0	0	0	0	11
Stark	0	0	25	65	7	0	0	0	0	0	180	277
Summit	0	41	2	85	4	0	0	1	0	0	44	177
Trumbull	0	0	0	0	2	0	0	0	0	0	49	51
Tuscarawas	0	14	3	26	3	4	0	0	0	0	6	56
Union	0	0	6	0	1	0	0	0	0	0	1	8
Van Wert	0	2	0	0	0	0	0	0	0	0	0	2
Vinton	0	0	1	0	0	0	0	0	0	0	1	2
Warren	0	0	1	48	7	0	0	0	0	2	5	63
Washington	10	0	13	0	2	16	0	3	0	2	10	56
Wayne	0	0	0	4	1	0	0	0	0	0	5	10
Williams	1	11	0	0	0	0	0	0	0	0	0	12
Wood	0	10	0	1	0	0	0	0	0	0	3	14
Wyandot	2	3	1	1	0	0	0	0	0	0	0	7
Statewide	167	466	258	1,264	334	77	4	16	0	31	882	3,499

Courts of Common Pleas – Domestic Relations Division
Support Enforcement or Modification Overall Caseloads
2007

County	Cases Pending January 1	New Filings	Reactivations and Transfers	Total Cases	Total Terminations	Clearance Rate	Cases Pending December 31	Cases Pending Beyond Time Guidelines
Adams	27	0	84	111	84	100%	27	0
Allen	101	21	712	834	737	101%	97	0
Ashland	27	0	211	238	212	100%	26	3
Ashtabula	192	41	223	456	296	112%	160	33
Athens	100	0	238	338	253	106%	85	4
Auglaize	6	0	78	84	80	103%	4	0
Belmont	52	0	116	168	129	111%	39	0
Brown	45	152	12	209	179	109%	30	2
Butler	176	0	900	1,076	881	98%	195	0
Carroll	0	7	91	98	98	100%	0	0
Champaign	68	311	19	398	376	114%	22	1
Clark	194	30	747	971	777	100%	194	5
Clermont	243	1	1,041	1,285	1,014	97%	271	4
Clinton	98	0	154	252	153	99%	99	27
Columbiana	217	0	1,442	1,659	1,313	91%	346	12
Coshocton	38	2	299	339	314	104%	25	4
Crawford	36	0	134	170	133	99%	37	1
Cuyahoga	753	0	1,846	2,599	1,937	105%	662	50
Darke	28	156	4	188	161	101%	27	0
Defiance	39	0	130	169	122	94%	47	0
Delaware	78	3	226	307	187	82%	120	27
Erie	52	6	291	349	301	101%	48	1
Fairfield	296	212	1,949	2,457	1,917	89%	540	37
Fayette	34	1	78	113	96	122%	17	0
Franklin	482	0	1,401	1,883	1,463	104%	420	57
Fulton	23	0	34	57	40	118%	17	3
Gallia	34	0	186	220	189	102%	31	0
Geauga	68	1	149	218	154	103%	64	3
Greene	151	2	352	505	350	99%	155	6
Guernsey	11	1	177	189	161	90%	28	0
Hamilton	629	0	1,736	2,365	1,792	103%	573	0
Hancock	68	0	111	179	120	108%	59	12
Hardin	32	0	165	197	151	92%	46	0
Harrison	16	0	87	103	97	111%	6	0
Henry	38	9	0	47	8	89%	39	0
Highland	75	0	157	232	176	112%	56	1
Hocking	12	0	45	57	49	109%	8	0
Holmes	7	158	11	176	170	101%	6	0
Huron	63	12	447	522	432	94%	90	0
Jackson	34	1	36	71	36	97%	35	15
Jefferson	3	3	11	17	15	107%	2	0
Knox	16	7	265	288	257	94%	31	1
Lake	189	2	481	672	492	102%	180	4
Lawrence	85	3	173	261	200	114%	61	14
Licking	405	100	1,417	1,922	1,362	90%	560	2
Logan	83	0	363	446	371	102%	75	5

Courts of Common Pleas – Domestic Relations Division
Support Enforcement or Modification Overall Caseloads
2007

County	Cases Pending January 1	New Filings	Reactivations and Transfers	Total Cases	Total Terminations	Clearance Rate	Cases Pending December 31	Cases Pending Beyond Time Guidelines
Lorain	101	28	428	557	464	102%	93	0
Lucas	212	0	680	892	664	98%	228	17
Madison	13	60	1	74	55	90%	19	2
Mahoning	77	0	248	325	286	115%	39	0
Marion	111	0	291	402	296	102%	106	4
Medina	203	0	1,585	1,788	1,420	90%	368	4
Meigs	19	12	87	118	102	103%	16	0
Mercer	29	1	186	216	201	107%	15	1
Miami	122	0	266	388	292	110%	96	0
Monroe	26	0	25	51	42	168%	9	6
Montgomery	297	58	581	936	700	110%	236	3
Morgan	19	0	128	147	125	98%	22	0
Morrow	7	8	163	178	161	94%	17	0
Muskingum	372	318	1,399	2,089	1,646	96%	443	1
Noble	3	0	14	17	15	107%	2	0
Ottawa	0	0	0	0	0	-	0	0
Paulding	17	0	144	161	140	97%	21	0
Perry	19	36	0	55	42	117%	13	0
Pickaway	28	1	207	236	229	110%	7	0
Pike	37	35	37	109	95	132%	14	2
Portage	90	0	776	866	752	97%	114	1
Preble	20	46	2	68	44	92%	24	2
Putnam	14	0	3	17	9	300%	8	8
Richland	192	309	539	1,040	846	100%	194	1
Ross	144	31	88	263	158	133%	105	44
Sandusky	45	6	61	112	75	112%	37	3
Scioto	71	125	154	350	304	109%	46	0
Seneca	35	8	73	116	86	106%	30	0
Shelby	14	0	41	55	39	95%	16	0
Stark	191	0	2,973	3,164	2,941	99%	223	4
Summit	635	431	1,232	2,298	1,724	104%	574	14
Trumbull	166	1	403	570	401	99%	169	13
Tuscarawas	103	0	193	296	225	117%	71	2
Union	22	0	127	149	122	96%	27	0
Van Wert	40	0	244	284	241	99%	43	0
Vinton	19	20	77	116	104	107%	12	0
Warren	175	1	635	811	593	93%	218	2
Washington	46	647	0	693	645	100%	48	0
Wayne	93	8	106	207	139	122%	68	16
Williams	23	0	98	121	99	101%	22	0
Wood	87	12	253	352	262	99%	90	4
Wyandot	9	0	33	42	32	97%	10	0
Statewide	9,370	3,444	33,410	46,224	36,651	99%	9,573	488

Courts of Common Pleas – Domestic Relations Division
Support Enforcement or Modification Terminations
2007

County	Uncontested Judge	Uncontested Magistrate	Trial by Judge	Trial by Magistrate	Voluntary Dismissal	Mediation/Conciliation	Bankruptcy Stay/ Interlocutory Appeal	Transferred Out	Private Judge	Unavailability of Party	Other Terminations	Total Terminations
Adams	0	32	1	23	9	0	0	0	0	11	8	84
Allen	22	73	4	64	68	0	0	0	0	13	493	737
Ashland	146	16	0	34	13	0	0	0	0	0	3	212
Ashtabula	16	113	2	7	19	0	0	1	0	14	124	296
Athens	0	0	16	191	24	0	0	1	0	0	21	253
Auglaize	62	0	8	0	3	0	0	0	0	0	7	80
Belmont	0	80	0	5	17	0	0	0	0	18	9	129
Brown	1	20	1	99	36	0	0	0	0	22	0	179
Butler	11	80	21	377	88	0	0	0	0	113	191	881
Carroll	83	0	3	0	12	0	0	0	0	0	0	98
Champaign	192	30	6	122	6	0	1	0	0	19	0	376
Clark	1	0	170	472	52	0	1	0	0	75	6	777
Clermont	0	0	85	758	66	11	0	0	0	91	3	1,014
Clinton	0	0	11	31	95	0	0	0	0	15	1	153
Columbiana	2	455	2	260	50	166	0	0	0	59	319	1,313
Coshocton	0	0	1	11	13	0	0	0	0	0	289	314
Crawford	0	10	11	72	8	2	0	0	0	13	17	133
Cuyahoga	0	0	92	1,604	238	0	0	0	0	0	3	1,937
Darke	12	34	2	58	43	0	0	0	0	5	7	161
Defiance	0	0	0	113	6	0	0	0	0	0	3	122
Delaware	0	7	1	23	52	1	1	0	0	0	102	187
Erie	18	141	2	2	28	0	0	0	0	96	14	301
Fairfield	86	245	1	28	65	6	0	9	0	87	1,390	1,917
Fayette	2	29	11	43	8	0	0	0	0	3	0	96
Franklin	41	224	54	176	231	0	0	2	0	70	665	1,463
Fulton	4	6	8	12	4	1	0	0	0	1	4	40
Gallia	0	19	0	65	41	0	1	4	0	4	55	189
Geauga	1	91	1	24	19	0	1	0	0	2	15	154
Greene	25	55	36	137	68	0	2	0	0	4	23	350
Guernsey	6	24	0	116	1	0	0	0	0	7	7	161
Hamilton	0	0	824	905	62	0	0	1	0	0	0	1,792
Hancock	5	76	2	17	19	0	0	0	0	0	1	120
Hardin	0	3	0	6	42	0	1	0	0	14	85	151
Harrison	69	0	17	0	5	0	0	0	0	5	1	97
Henry	0	6	0	0	2	0	0	0	0	0	0	8
Highland	0	0	0	97	65	0	0	0	0	13	1	176
Hocking	0	0	0	35	14	0	0	0	0	0	0	49
Holmes	2	110	2	20	4	0	0	0	0	0	32	170
Huron	0	0	0	69	23	0	0	0	0	16	324	432
Jackson	0	20	0	1	1	0	2	0	0	0	12	36
Jefferson	2	2	2	5	2	0	0	0	0	0	2	15
Knox	1	36	0	11	6	2	0	0	0	0	201	257
Lake	0	0	3	341	46	39	1	0	0	0	62	492
Lawrence	12	133	0	0	20	0	0	3	0	0	32	200
Licking	2	2	9	966	218	1	0	6	0	64	94	1,362
Logan	6	311	2	31	7	0	0	9	2	0	3	371
Lorain	36	3	0	2	5	2	0	1	1	3	411	464

Courts of Common Pleas – Domestic Relations Division
Support Enforcement or Modification Terminations
2007

County	Uncontested Judge	Uncontested Magistrate	Trial by Judge	Trial by Magistrate	Voluntary Dismissal	Mediation/ Conciliation	Bankruptcy Stay/ Interlocutory Appeal	Transferred Out	Private Judge	Unavailability of Party	Other Terminations	Total Terminations
Lucas	10	239	0	130	167	0	0	0	0	0	118	664
Madison	14	2	0	32	5	0	0	0	0	0	2	55
Mahoning	8	0	0	240	35	0	0	2	0	0	1	286
Marion	186	0	4	1	97	0	0	0	0	3	5	296
Medina	26	855	107	219	74	18	2	0	0	103	16	1,420
Meigs	1	0	93	0	6	0	0	0	0	0	2	102
Mercer	0	133	3	45	3	0	1	1	0	14	1	201
Miami	6	17	0	31	65	0	0	0	0	2	171	292
Monroe	11	0	2	0	10	0	0	0	0	0	19	42
Montgomery	0	332	6	141	102	0	2	0	0	9	108	700
Morgan	50	0	62	0	2	0	0	0	1	7	3	125
Morrow	0	0	1	143	0	0	0	1	0	0	16	161
Muskingum	634	519	12	137	316	5	0	0	0	14	9	1,646
Noble	0	0	9	0	3	0	0	0	0	0	3	15
Ottawa	0	0	0	0	0	0	0	0	0	0	0	0
Paulding	70	2	41	7	15	3	0	0	0	1	1	140
Perry	1	0	0	11	9	0	0	0	0	0	21	42
Pickaway	0	0	1	227	1	0	0	0	0	0	0	229
Pike	71	0	0	0	9	0	0	0	0	6	9	95
Portage	2	3	31	163	6	1	0	0	0	0	546	752
Preble	0	0	1	23	14	0	1	1	0	4	0	44
Putnam	6	0	0	0	2	0	0	0	0	0	1	9
Richland	21	533	2	95	107	0	0	0	0	65	23	846
Ross	3	28	2	72	33	3	0	0	0	6	11	158
Sandusky	1	2	0	4	0	0	0	0	0	3	65	75
Scioto	7	196	0	11	38	2	0	0	0	32	18	304
Seneca	0	46	2	18	15	0	0	0	0	5	0	86
Shelby	0	6	0	13	15	0	0	0	0	4	1	39
Stark	0	2	42	274	19	0	5	0	0	0	2,599	2,941
Summit	4	110	6	909	11	0	0	1	1	10	672	1,724
Trumbull	0	0	0	0	4	0	0	4	0	0	393	401
Tuscarawas	0	27	17	123	13	5	0	1	0	3	36	225
Union	0	0	58	1	27	0	0	1	0	0	35	122
Van Wert	0	220	0	0	11	0	0	0	0	5	5	241
Vinton	74	1	14	0	10	0	0	0	0	5	0	104
Warren	2	0	5	478	17	1	1	0	0	79	10	593
Washington	171	0	88	0	50	3	0	0	0	17	316	645
Wayne	0	6	0	37	6	0	0	0	0	0	90	139
Williams	5	80	0	0	14	0	0	0	0	0	0	99
Wood	28	84	0	58	4	0	0	0	0	0	88	262
Wyandot	0	17	3	6	5	0	0	0	0	0	1	32
Statewide	2,278	5,946	2,023	11,082	3,264	272	23	49	5	1,254	10,455	36,651

Courts of Common Pleas – Domestic Relations Division
Domestic Violence Overall Caseloads
2007

County	Cases Pending January 1	New Filings	Reactivations and Transfers	Total Cases	Total Terminations	Clearance Rate	Cases Pending December 31	Cases Pending Beyond Time Guidelines
Adams	4	156	1	161	152	97%	9	3
Allen	17	150	1	168	157	104%	11	5
Ashland	8	94	0	102	91	97%	11	4
Ashtabula	14	32	5	51	40	108%	11	10
Athens	28	100	0	128	106	106%	22	18
Auglaize	3	49	0	52	51	104%	1	0
Belmont	1	39	0	40	38	97%	2	1
Brown	61	323	0	384	313	97%	71	51
Butler	38	1,482	0	1,520	1,482	100%	38	1
Carroll	1	31	0	32	30	97%	2	0
Champaign	14	106	9	129	121	105%	8	3
Clark	26	524	205	755	739	101%	16	0
Clermont	42	869	11	922	879	100%	43	12
Clinton	13	129	12	154	143	101%	11	5
Columbiana	30	223	4	257	239	105%	18	8
Coshocton	3	76	0	79	75	99%	4	1
Crawford	9	114	0	123	115	101%	8	4
Cuyahoga	63	334	73	470	394	97%	76	49
Darke	3	99	15	117	110	96%	7	0
Defiance	5	18	0	23	21	117%	2	0
Delaware	6	38	0	44	31	82%	13	12
Erie	15	140	33	188	170	98%	18	9
Fairfield	25	140	26	191	162	98%	29	20
Fayette	7	80	11	98	93	102%	5	1
Franklin	175	1,545	82	1,802	1,647	101%	155	77
Fulton	3	20	0	23	20	100%	3	2
Gallia	0	27	0	27	21	78%	6	3
Geauga	15	86	4	105	89	99%	16	10
Greene	13	193	4	210	193	98%	17	4
Guernsey	0	33	2	35	33	94%	2	0
Hamilton	72	1,678	69	1,819	1,764	101%	55	0
Hancock	25	144	0	169	148	103%	21	15
Hardin	4	35	2	41	40	108%	1	0
Harrison	0	10	0	10	8	80%	2	2
Henry	12	18	0	30	10	56%	20	0
Highland	8	97	0	105	102	105%	3	4
Hocking	3	57	5	65	59	95%	6	0
Holmes	1	24	0	25	25	104%	0	0
Huron	1	47	0	48	48	102%	0	0
Jackson	13	65	0	78	67	103%	11	9
Jefferson	13	56	5	74	53	87%	21	14
Knox	0	0	0	0	0	-	0	0
Lake	9	125	2	136	130	102%	6	0
Lawrence	16	96	5	117	66	65%	51	45
Licking	26	425	0	451	426	100%	25	9
Logan	15	207	49	271	240	94%	31	18

Courts of Common Pleas – Domestic Relations Division
Domestic Violence Overall Caseloads
2007

County	Cases Pending January 1	New Filings	Reactivations and Transfers	Total Cases	Total Terminations	Clearance Rate	Cases Pending December 31	Cases Pending Beyond Time Guidelines
Lorain	1	331	3	335	331	99%	4	0
Lucas	37	1,069	1	1,107	1,103	103%	4	3
Madison	7	21	3	31	25	104%	6	0
Mahoning	25	726	1	752	708	97%	44	0
Marion	3	104	9	116	112	99%	4	1
Medina	22	265	17	304	292	104%	12	0
Meigs	3	38	2	43	41	103%	2	2
Mercer	2	17	1	20	19	106%	1	1
Miami	12	320	0	332	322	101%	10	0
Monroe	0	20	0	20	20	100%	0	0
Montgomery	147	1,480	5	1,632	1,399	94%	233	0
Morgan	0	12	1	13	10	77%	3	0
Morrow	8	19	5	32	25	104%	7	6
Muskingum	9	172	2	183	172	99%	11	1
Noble	6	32	0	38	25	78%	13	10
Ottawa	36	73	5	114	81	104%	33	0
Paulding	0	3	0	3	3	100%	0	0
Perry	1	58	0	59	59	102%	0	0
Pickaway	1	63	4	68	67	100%	1	0
Pike	20	46	0	66	62	135%	4	3
Portage	18	108	55	181	161	99%	20	15
Preble	0	98	0	98	98	100%	0	0
Putnam	6	30	0	36	28	93%	8	7
Richland	27	290	1	318	287	99%	31	17
Ross	24	148	2	174	142	95%	32	20
Sandusky	36	114	1	151	142	123%	9	6
Scioto	21	159	3	183	159	98%	24	13
Seneca	10	164	0	174	150	91%	24	3
Shelby	2	28	0	30	28	100%	2	1
Stark	11	171	3	185	174	100%	11	0
Summit	68	813	1	882	802	99%	80	27
Trumbull	71	268	18	357	315	110%	42	28
Tuscarawas	12	114	22	148	135	99%	13	6
Union	0	21	0	21	21	100%	0	0
Van Wert	1	17	3	21	17	85%	4	0
Vinton	5	70	0	75	69	99%	6	0
Warren	37	499	183	719	663	97%	56	30
Washington	13	82	0	95	88	107%	7	4
Wayne	14	73	2	89	75	100%	14	9
Williams	3	9	0	12	12	133%	0	0
Wood	41	343	10	394	325	92%	69	49
Wyandot	1	40	4	45	40	91%	5	1
Statewide	1,621	18,862	1,002	21,485	19,748	99%	1,737	692

Courts of Common Pleas – Domestic Relations Division
Domestic Violence Terminations
2007

County	Uncontested Judge	Uncontested Magistrate	Trial by Judge	Trial by Magistrate	Voluntary Dismissal	Mediation/Conciliation	Bankruptcy Stay/ Interlocutory Appeal	Transferred Out	Private Judge	Unavailability of Party	Other Terminations	Total Terminations
Adams	4	31	2	43	42	1	0	0	0	2	27	152
Allen	3	35	0	37	31	0	0	0	0	0	51	157
Ashland	0	10	0	63	17	0	0	1	0	0	0	91
Ashtabula	8	4	2	5	5	0	0	3	0	0	13	40
Athens	0	0	4	53	43	3	0	0	0	0	3	106
Auglaize	11	0	17	0	14	0	0	0	0	0	9	51
Belmont	0	15	0	0	3	0	0	0	0	0	20	38
Brown	1	128	0	107	70	0	0	0	0	0	7	313
Butler	8	145	56	231	238	0	0	0	0	114	690	1,482
Carroll	3	0	13	0	14	0	0	0	0	0	0	30
Champaign	0	8	0	60	43	0	0	0	0	3	7	121
Clark	0	0	2	463	66	0	0	0	0	159	49	739
Clermont	0	1	8	682	180	0	0	0	0	2	6	879
Clinton	0	0	0	83	60	0	0	0	0	0	0	143
Columbiana	0	60	0	128	47	1	0	1	0	0	2	239
Coshocton	0	0	34	0	21	0	0	0	0	2	18	75
Crawford	0	1	0	82	29	0	0	0	0	0	3	115
Cuyahoga	4	160	0	0	187	0	0	40	0	0	3	394
Darke	1	0	40	15	54	0	0	0	0	0	0	110
Defiance	11	0	2	0	8	0	0	0	0	0	0	21
Delaware	0	11	0	6	12	1	0	0	0	0	1	31
Erie	44	22	1	4	33	0	1	4	0	1	60	170
Fairfield	15	57	0	24	34	1	0	0	0	5	26	162
Fayette	10	3	61	12	6	0	0	0	0	1	0	93
Franklin	625	2	168	3	349	0	0	34	0	140	326	1,647
Fulton	6	0	6	2	4	0	0	0	0	1	1	20
Gallia	0	0	11	0	4	0	0	0	0	0	6	21
Geauga	0	24	0	13	40	1	0	0	0	9	2	89
Greene	10	53	12	43	66	0	0	1	1	7	0	193
Guernsey	0	8	1	13	0	8	0	0	0	0	3	33
Hamilton	0	0	4	614	1,135	0	0	0	0	0	11	1,764
Hancock	0	35	0	18	72	0	0	1	0	0	22	148
Hardin	0	0	1	4	20	0	0	0	0	0	15	40
Harrison	4	0	0	0	1	0	0	0	0	0	3	8
Henry	4	2	4	0	0	0	0	0	0	0	0	10
Highland	0	0	0	81	21	0	0	0	0	0	0	102
Hocking	3	0	27	6	22	1	0	0	0	0	0	59
Holmes	1	4	1	9	5	0	0	1	1	1	2	25
Huron	0	0	0	45	3	0	0	0	0	0	0	48
Jackson	1	10	0	12	5	0	0	0	0	0	39	67
Jefferson	1	0	6	1	25	0	0	3	0	0	17	53
Knox	0	0	0	0	0	0	0	0	0	0	0	0
Lake	0	0	8	29	22	0	0	0	0	0	71	130
Lawrence	40	1	0	0	13	0	0	1	0	0	11	66
Licking	0	0	2	246	175	0	0	1	0	0	2	426
Logan	21	21	70	24	68	0	2	15	2	0	17	240
Lorain	20	107	0	0	2	2	0	2	0	8	190	331

Courts of Common Pleas – Domestic Relations Division
Domestic Violence Terminations
2007

County	Uncontested Judge	Uncontested Magistrate	Trial by Judge	Trial by Magistrate	Voluntary Dismissal	Mediation/Conciliation	Bankruptcy Stay/ Interlocutory Appeal	Transferred Out	Private Judge	Unavailability of Party	Other Terminations	Total Terminations
Lucas	0	4	0	1,078	4	0	0	0	0	0	17	1,103
Madison	1	0	2	9	12	0	0	0	0	0	1	25
Mahoning	0	9	0	420	57	0	0	0	0	0	222	708
Marion	46	0	32	1	26	0	0	0	0	0	7	112
Medina	0	10	1	223	26	3	0	2	0	21	6	292
Meigs	0	0	17	0	23	0	0	0	0	0	1	41
Mercer	0	3	0	14	2	0	0	0	0	0	0	19
Miami	0	17	0	83	113	0	0	1	0	5	103	322
Monroe	7	0	1	0	4	0	0	0	0	0	8	20
Montgomery	0	2	0	719	369	0	0	4	0	0	305	1,399
Morgan	0	0	7	0	2	0	0	0	0	0	1	10
Morrow	0	0	4	4	3	0	0	0	0	0	14	25
Muskingum	9	16	15	74	58	0	0	0	0	0	0	172
Noble	0	0	13	0	6	0	0	0	0	0	6	25
Ottawa	0	0	0	60	18	0	0	0	0	0	3	81
Paulding	2	0	0	0	1	0	0	0	0	0	0	3
Perry	0	0	0	30	6	0	3	0	0	0	20	59
Pickaway	1	2	4	49	10	0	0	0	0	1	0	67
Pike	40	0	0	0	14	0	0	0	0	2	6	62
Portage	0	1	9	125	5	0	0	2	0	4	15	161
Preble	38	0	60	0	0	0	0	0	0	0	0	98
Putnam	11	0	0	10	6	0	0	0	0	0	1	28
Richland	2	103	3	55	81	0	0	0	0	0	43	287
Ross	32	1	12	8	27	3	0	3	0	1	55	142
Sandusky	2	0	0	0	7	0	1	1	0	3	128	142
Scioto	5	72	0	7	67	0	0	0	0	1	7	159
Seneca	15	69	4	23	24	0	0	0	0	5	10	150
Shelby	0	4	0	11	13	0	0	0	0	0	0	28
Stark	0	0	1	111	5	0	0	2	0	0	55	174
Summit	1	10	0	443	2	0	0	1	0	2	343	802
Trumbull	0	0	0	1	15	0	0	0	0	0	299	315
Tuscarawas	0	1	2	28	37	1	0	0	0	4	62	135
Union	0	0	8	0	7	0	0	0	0	0	6	21
Van Wert	0	11	0	0	6	0	0	0	0	0	0	17
Vinton	2	0	45	3	17	2	0	0	0	0	0	69
Warren	0	0	2	345	9	0	0	0	0	0	307	663
Washington	10	0	39	0	8	1	0	0	0	4	26	88
Wayne	0	9	1	9	12	0	0	0	0	0	44	75
Williams	8	2	0	0	2	0	0	0	0	0	0	12
Wood	1	98	1	83	74	0	0	6	0	1	61	325
Wyandot	3	6	3	11	17	0	0	0	0	0	0	40
Statewide	1,095	1,408	849	7,298	4,504	29	7	130	4	509	3,915	19,748

Courts of Common Pleas – Domestic Relations Division
Uniform Interstate Family Support Act Overall Caseloads
2007

County	Cases Pending January 1	New Filings	Reactivations and Transfers	Total Cases	Total Terminations	Clearance Rate	Cases Pending December 31	Cases Pending Beyond Time Guidelines
Adams	1	0	1	2	1	100%	1	0
Allen	7	14	1	22	21	140%	1	0
Ashland	2	2	0	4	4	200%	0	0
Ashtabula	4	3	0	7	4	133%	3	2
Athens	2	9	0	11	3	33%	8	5
Auglaize	0	0	0	0	0	-	0	0
Belmont	8	82	4	94	82	95%	12	3
Brown	4	8	1	13	11	122%	2	2
Butler	0	13	0	13	13	100%	0	0
Carroll	1	3	0	4	4	133%	0	0
Champaign	1	6	0	7	6	100%	1	0
Clark	5	19	1	25	22	110%	3	0
Clermont	7	27	1	35	31	111%	4	1
Clinton	0	3	0	3	1	33%	2	2
Columbiana	27	58	2	87	69	115%	18	5
Coshocton	0	2	0	2	2	100%	0	0
Crawford	0	0	0	0	0	-	0	0
Cuyahoga	111	271	2	384	312	114%	72	18
Darke	0	0	0	0	0	-	0	0
Defiance	2	3	0	5	4	133%	1	0
Delaware	0	0	0	0	0	-	0	0
Erie	0	0	1	1	1	100%	0	0
Fairfield	0	17	9	26	25	96%	1	1
Fayette	3	9	0	12	8	89%	4	0
Franklin	0	0	0	0	0	-	0	0
Fulton	10	34	1	45	36	103%	9	4
Gallia	5	5	0	10	10	200%	0	0
Geauga	0	0	0	0	0	-	0	0
Greene	9	17	1	27	26	144%	1	0
Guernsey	1	13	1	15	12	86%	3	0
Hamilton	155	158	6	319	275	168%	44	0
Hancock	0	0	2	2	2	100%	0	0
Hardin	1	3	0	4	4	133%	0	0
Harrison	2	8	0	10	6	75%	4	2
Henry	7	0	1	8	7	700%	1	0
Highland	0	1	0	1	1	100%	0	0
Hocking	0	2	0	2	2	100%	0	0
Holmes	0	0	0	0	0	-	0	0
Huron	0	0	0	0	0	-	0	0
Jackson	0	0	0	0	0	-	0	0
Jefferson	1	2	0	3	2	100%	1	0
Knox	0	2	1	3	2	67%	1	0
Lake	5	33	0	38	32	97%	6	1
Lawrence	0	0	0	0	0	-	0	0
Licking	3	18	1	22	15	79%	7	4
Logan	0	0	0	0	0	-	0	0

Courts of Common Pleas – Domestic Relations Division
Uniform Interstate Family Support Act Overall Caseloads
2007

County	Cases Pending January 1	New Filings	Reactivations and Transfers	Total Cases	Total Terminations	Clearance Rate	Cases Pending December 31	Cases Pending Beyond Time Guidelines
Lorain	0	0	1	1	1	100%	0	0
Lucas	0	0	0	0	0	-	0	0
Madison	5	2	0	7	5	250%	2	1
Mahoning	2	26	8	36	32	94%	4	1
Marion	0	0	0	0	0	-	0	0
Medina	3	19	7	29	27	104%	2	0
Meigs	1	5	0	6	5	100%	1	0
Mercer	0	0	0	0	0	-	0	0
Miami	2	8	0	10	6	75%	4	0
Monroe	0	0	0	0	0	-	0	0
Montgomery	0	0	0	0	0	-	0	0
Morgan	0	0	0	0	0	-	0	0
Morrow	1	1	2	4	1	33%	3	3
Muskingum	1	20	3	24	22	96%	2	0
Noble	0	0	0	0	0	-	0	0
Ottawa	0	6	0	6	3	50%	3	0
Paulding	0	0	0	0	0	-	0	0
Perry	0	0	0	0	0	-	0	0
Pickaway	2	13	3	18	17	106%	1	0
Pike	0	0	0	0	0	-	0	0
Portage	7	45	0	52	30	67%	22	4
Preble	0	4	0	4	4	100%	0	0
Putnam	0	6	1	7	7	100%	0	0
Richland	8	3	0	11	10	333%	1	0
Ross	32	46	1	79	32	68%	47	38
Sandusky	0	0	0	0	0	-	0	0
Scioto	2	12	0	14	12	100%	2	0
Seneca	1	5	0	6	4	80%	2	0
Shelby	0	0	0	0	0	-	0	0
Stark	0	0	0	0	0	-	0	0
Summit	68	150	0	218	159	106%	59	13
Trumbull	49	137	1	187	157	114%	30	10
Tuscarawas	3	9	0	12	10	111%	2	0
Union	2	12	0	14	10	83%	4	1
Van Wert	1	7	0	8	7	100%	1	0
Vinton	0	1	0	1	1	100%	0	0
Warren	6	7	0	13	12	171%	1	1
Washington	0	2	0	2	2	100%	0	0
Wayne	5	74	0	79	71	96%	8	5
Williams	0	10	0	10	8	80%	2	0
Wood	0	1	0	1	1	100%	0	0
Wyandot	1	1	1	3	2	100%	1	1
Statewide	586	1,477	65	2,128	1,714	111%	414	128

Courts of Common Pleas – Domestic Relations Division
Uniform Interstate Family Support Act Terminations
2007

County	Uncontested Judge	Uncontested Magistrate	Trial by Judge	Trial by Magistrate	Voluntary Dismissal	Mediation/Conciliation	Bankruptcy Stay/ Interlocutory Appeal	Transferred Out	Private Judge	Unavailability of Party	Other Terminations	Total Terminations
Adams	0	0	0	0	0	0	0	0	0	0	1	1
Allen	0	4	0	11	3	0	0	1	0	0	2	21
Ashland	2	1	0	1	0	0	0	0	0	0	0	4
Ashtabula	0	0	0	1	0	0	0	1	0	0	2	4
Athens	0	0	0	1	0	0	0	0	0	0	2	3
Auglaize	0	0	0	0	0	0	0	0	0	0	0	0
Belmont	0	59	0	0	6	0	0	0	0	3	14	82
Brown	6	0	0	4	1	0	0	0	0	0	0	11
Butler	0	0	0	0	0	0	0	0	0	0	13	13
Carroll	0	0	2	0	2	0	0	0	0	0	0	4
Champaign	2	0	0	2	2	0	0	0	0	0	0	6
Clark	0	0	4	2	8	0	0	0	0	0	8	22
Clermont	0	0	11	2	2	0	0	0	0	0	16	31
Clinton	0	0	0	0	1	0	0	0	0	0	0	1
Columbiana	0	4	0	11	8	6	0	0	0	0	40	69
Coshocton	0	0	0	0	0	0	0	0	0	0	2	2
Crawford	0	0	0	0	0	0	0	0	0	0	0	0
Cuyahoga	185	77	0	0	46	0	0	1	0	0	3	312
Darke	0	0	0	0	0	0	0	0	0	0	0	0
Defiance	4	0	0	0	0	0	0	0	0	0	0	4
Delaware	0	0	0	0	0	0	0	0	0	0	0	0
Erie	1	0	0	0	0	0	0	0	0	0	0	1
Fairfield	0	2	0	0	1	0	0	0	0	0	22	25
Fayette	0	1	1	5	1	0	0	0	0	0	0	8
Franklin	0	0	0	0	0	0	0	0	0	0	0	0
Fulton	0	3	0	4	3	0	0	0	0	0	26	36
Gallia	0	0	0	7	2	0	0	0	0	0	1	10
Geauga	0	0	0	0	0	0	0	0	0	0	0	0
Greene	20	1	0	2	3	0	0	0	0	0	0	26
Guernsey	0	8	0	2	0	0	0	1	0	0	1	12
Hamilton	0	0	2	172	69	0	0	0	0	0	32	275
Hancock	0	2	0	0	0	0	0	0	0	0	0	2
Hardin	0	0	0	0	2	0	0	0	0	0	2	4
Harrison	6	0	0	0	0	0	0	0	0	0	0	6
Henry	3	0	0	1	3	0	0	0	0	0	0	7
Highland	0	0	0	1	0	0	0	0	0	0	0	1
Hocking	0	0	0	1	0	0	0	0	0	0	1	2
Holmes	0	0	0	0	0	0	0	0	0	0	0	0
Huron	0	0	0	0	0	0	0	0	0	0	0	0
Jackson	0	0	0	0	0	0	0	0	0	0	0	0
Jefferson	0	0	0	0	0	0	0	0	0	0	2	2
Knox	0	0	0	0	0	1	0	0	0	0	1	2
Lake	0	0	0	1	1	0	0	0	0	0	30	32
Lawrence	0	0	0	0	0	0	0	0	0	0	0	0
Licking	0	0	0	5	7	0	0	0	0	0	3	15
Logan	0	0	0	0	0	0	0	0	0	0	0	0
Lorain	0	0	0	0	0	0	0	0	0	0	1	1

Courts of Common Pleas – Domestic Relations Division
Uniform Interstate Family Support Act Terminations
2007

County	Uncontested Judge	Uncontested Magistrate	Trial by Judge	Trial by Magistrate	Voluntary Dismissal	Mediation/Conciliation	Bankruptcy Stay/Interlocutory Appeal	Transferred Out	Private Judge	Unavailability of Party	Other Terminations	Total Terminations
Lucas	0	0	0	0	0	0	0	0	0	0	0	0
Madison	0	0	0	3	2	0	0	0	0	0	0	5
Mahoning	0	0	0	8	5	0	0	0	0	0	19	32
Marion	0	0	0	0	0	0	0	0	0	0	0	0
Medina	9	2	0	3	0	0	0	0	0	9	4	27
Meigs	0	0	5	0	0	0	0	0	0	0	0	5
Mercer	0	0	0	0	0	0	0	0	0	0	0	0
Miami	0	0	0	0	1	0	0	0	0	0	5	6
Monroe	0	0	0	0	0	0	0	0	0	0	0	0
Montgomery	0	0	0	0	0	0	0	0	0	0	0	0
Morgan	0	0	0	0	0	0	0	0	0	0	0	0
Morrow	0	0	0	0	0	0	0	0	0	0	1	1
Muskingum	19	0	0	2	0	0	0	0	0	0	1	22
Noble	0	0	0	0	0	0	0	0	0	0	0	0
Ottawa	0	0	0	2	1	0	0	0	0	0	0	3
Paulding	0	0	0	0	0	0	0	0	0	0	0	0
Perry	0	0	0	0	0	0	0	0	0	0	0	0
Pickaway	0	0	0	16	1	0	0	0	0	0	0	17
Pike	0	0	0	0	0	0	0	0	0	0	0	0
Portage	0	0	1	17	1	0	0	0	0	0	11	30
Preble	0	0	0	4	0	0	0	0	0	0	0	4
Putnam	7	0	0	0	0	0	0	0	0	0	0	7
Richland	0	4	0	2	3	0	0	0	0	0	1	10
Ross	1	1	0	2	18	0	0	2	0	0	8	32
Sandusky	0	0	0	0	0	0	0	0	0	0	0	0
Scioto	0	9	0	0	1	0	0	0	0	0	2	12
Seneca	0	2	0	1	1	0	0	0	0	0	0	4
Shelby	0	0	0	0	0	0	0	0	0	0	0	0
Stark	0	0	0	0	0	0	0	0	0	0	0	0
Summit	0	2	0	104	2	0	0	0	0	1	50	159
Trumbull	0	0	0	0	1	0	0	0	0	0	156	157
Tuscarawas	0	2	0	3	1	0	0	0	0	0	4	10
Union	0	0	6	0	1	0	0	0	0	0	3	10
Van Wert	0	7	0	0	0	0	0	0	0	0	0	7
Vinton	0	0	0	0	1	0	0	0	0	0	0	1
Warren	0	0	0	3	2	0	0	0	0	0	7	12
Washington	0	0	0	0	0	0	0	0	0	0	2	2
Wayne	0	11	0	11	1	0	0	0	0	0	48	71
Williams	7	1	0	0	0	0	0	0	0	0	0	8
Wood	0	0	0	0	0	0	0	0	0	0	1	1
Wyandot	0	2	0	0	0	0	0	0	0	0	0	2
Statewide	272	205	32	417	214	7	0	6	0	13	548	1,714

Courts of Common Pleas – Domestic Relations Division
Parentage Overall Caseloads
2007

County	Cases Pending January 1	New Filings	Reactivations and Transfers	Total Cases	Total Terminations	Clearance Rate	Cases Pending December 31	Cases Pending Beyond Time Guidelines
Adams	0	0	0	0	0	-	0	0
Allen	26	53	1	80	62	115%	18	0
Ashland	0	0	0	0	0	-	0	0
Ashtabula	0	0	0	0	0	-	0	0
Athens	0	0	0	0	0	-	0	0
Auglaize	0	0	0	0	0	-	0	0
Belmont	0	0	0	0	0	-	0	0
Brown	0	0	0	0	0	-	0	0
Butler	0	0	0	0	0	-	0	0
Carroll	0	0	0	0	0	-	0	0
Champaign	0	0	0	0	0	-	0	0
Clark	0	0	0	0	0	-	0	0
Clermont	0	0	0	0	0	-	0	0
Clinton	0	0	0	0	0	-	0	0
Columbiana	0	0	0	0	0	-	0	0
Coshocton	0	0	0	0	0	-	0	0
Crawford	0	0	0	0	0	-	0	0
Cuyahoga	67	137	3	207	147	105%	60	1
Darke	0	0	0	0	0	-	0	0
Defiance	0	0	0	0	0	-	0	0
Delaware	0	0	0	0	0	-	0	0
Erie	0	0	0	0	0	-	0	0
Fairfield	44	126	54	224	176	98%	48	6
Fayette	1	1	0	2	2	200%	0	0
Franklin	0	0	0	0	0	-	0	0
Fulton	0	0	0	0	0	-	0	0
Gallia	0	0	0	0	0	-	0	0
Geauga	0	0	0	0	0	-	0	0
Greene	0	0	0	0	0	-	0	0
Guernsey	0	0	0	0	0	-	0	0
Hamilton	0	3	0	3	3	100%	0	0
Hancock	0	0	0	0	0	-	0	0
Hardin	1	0	0	1	1	-	0	0
Harrison	0	0	0	0	0	-	0	0
Henry	2	1	0	3	2	200%	1	0
Highland	0	0	0	0	0	-	0	0
Hocking	0	0	0	0	0	-	0	0
Holmes	0	0	0	0	0	-	0	0
Huron	0	0	0	0	0	-	0	0
Jackson	0	0	1	1	0	0%	1	0
Jefferson	0	0	0	0	0	-	0	0
Knox	0	0	2	2	2	100%	0	0
Lake	0	0	0	0	0	-	0	0
Lawrence	0	0	0	0	0	-	0	0
Licking	56	489	8	553	471	95%	82	0
Logan	0	0	0	0	0	-	0	0

Courts of Common Pleas – Domestic Relations Division
Parentage Overall Caseloads
2007

County	Cases Pending January 1	New Filings	Reactivations and Transfers	Total Cases	Total Terminations	Clearance Rate	Cases Pending December 31	Cases Pending Beyond Time Guidelines
Lorain	0	0	0	0	0	-	0	0
Lucas	0	0	0	0	0	-	0	0
Madison	0	0	0	0	0	-	0	0
Mahoning	0	0	0	0	0	-	0	0
Marion	0	0	0	0	0	-	0	0
Medina	0	241	29	270	190	70%	80	0
Meigs	0	0	0	0	0	-	0	0
Mercer	0	0	0	0	0	-	0	0
Miami	0	0	0	0	0	-	0	0
Monroe	0	0	0	0	0	-	0	0
Montgomery	0	0	0	0	0	-	0	0
Morgan	0	0	0	0	0	-	0	0
Morrow	1	0	1	2	1	100%	1	0
Muskingum	3	27	4	34	16	52%	18	0
Noble	0	0	0	0	0	-	0	0
Ottawa	0	0	0	0	0	-	0	0
Paulding	0	0	0	0	0	-	0	0
Perry	0	0	0	0	0	-	0	0
Pickaway	0	1	0	1	1	100%	0	0
Pike	0	0	0	0	0	-	0	0
Portage	0	0	0	0	0	-	0	0
Preble	0	0	0	0	0	-	0	0
Putnam	0	0	0	0	0	-	0	0
Richland	106	350	8	464	369	103%	95	1
Ross	2	1	0	3	3	300%	0	0
Sandusky	0	0	0	0	0	-	0	0
Scioto	12	50	1	63	55	108%	8	0
Seneca	1	1	0	2	1	100%	1	0
Shelby	0	0	0	0	0	-	0	0
Stark	0	0	0	0	0	-	0	0
Summit	110	266	0	376	232	87%	144	4
Trumbull	0	0	0	0	0	-	0	0
Tuscarawas	0	0	0	0	0	-	0	0
Union	0	0	0	0	0	-	0	0
Van Wert	0	0	0	0	0	-	0	0
Vinton	0	0	0	0	0	-	0	0
Warren	0	0	0	0	0	-	0	0
Washington	0	0	0	0	0	-	0	0
Wayne	0	0	0	0	0	-	0	0
Williams	0	0	0	0	0	-	0	0
Wood	0	0	0	0	0	-	0	0
Wyandot	0	0	0	0	0	-	0	0
Statewide	432	1,747	112	2,291	1,734	93%	557	12

Courts of Common Pleas – Domestic Relations Division
Parentage Terminations
2007

County	Uncontested Judge	Uncontested Magistrate	Trial by Judge	Trial by Magistrate	Voluntary Dismissal	Mediation/Conciliation	Bankruptcy Stay/ Interlocutory Appeal	Transferred Out	Private Judge	Unavailability of Party	Other Terminations	Total Terminations
Adams	0	0	0	0	0	0	0	0	0	0	0	0
Allen	0	9	0	12	25	0	0	0	0	0	16	62
Ashland	0	0	0	0	0	0	0	0	0	0	0	0
Ashtabula	0	0	0	0	0	0	0	0	0	0	0	0
Athens	0	0	0	0	0	0	0	0	0	0	0	0
Auglaize	0	0	0	0	0	0	0	0	0	0	0	0
Belmont	0	0	0	0	0	0	0	0	0	0	0	0
Brown	0	0	0	0	0	0	0	0	0	0	0	0
Butler	0	0	0	0	0	0	0	0	0	0	0	0
Carroll	0	0	0	0	0	0	0	0	0	0	0	0
Champaign	0	0	0	0	0	0	0	0	0	0	0	0
Clark	0	0	0	0	0	0	0	0	0	0	0	0
Clermont	0	0	0	0	0	0	0	0	0	0	0	0
Clinton	0	0	0	0	0	0	0	0	0	0	0	0
Columbiana	0	0	0	0	0	0	0	0	0	0	0	0
Coshocton	0	0	0	0	0	0	0	0	0	0	0	0
Crawford	0	0	0	0	0	0	0	0	0	0	0	0
Cuyahoga	4	89	0	0	53	0	0	0	0	0	1	147
Darke	0	0	0	0	0	0	0	0	0	0	0	0
Defiance	0	0	0	0	0	0	0	0	0	0	0	0
Delaware	0	0	0	0	0	0	0	0	0	0	0	0
Erie	0	0	0	0	0	0	0	0	0	0	0	0
Fairfield	64	26	0	2	6	0	0	1	0	0	77	176
Fayette	0	0	2	0	0	0	0	0	0	0	0	2
Franklin	0	0	0	0	0	0	0	0	0	0	0	0
Fulton	0	0	0	0	0	0	0	0	0	0	0	0
Gallia	0	0	0	0	0	0	0	0	0	0	0	0
Geauga	0	0	0	0	0	0	0	0	0	0	0	0
Greene	0	0	0	0	0	0	0	0	0	0	0	0
Guernsey	0	0	0	0	0	0	0	0	0	0	0	0
Hamilton	0	0	0	2	1	0	0	0	0	0	0	3
Hancock	0	0	0	0	0	0	0	0	0	0	0	0
Hardin	0	0	0	0	0	0	0	0	0	0	1	1
Harrison	0	0	0	0	0	0	0	0	0	0	0	0
Henry	0	0	1	1	0	0	0	0	0	0	0	2
Highland	0	0	0	0	0	0	0	0	0	0	0	0
Hocking	0	0	0	0	0	0	0	0	0	0	0	0
Holmes	0	0	0	0	0	0	0	0	0	0	0	0
Huron	0	0	0	0	0	0	0	0	0	0	0	0
Jackson	0	0	0	0	0	0	0	0	0	0	0	0
Jefferson	0	0	0	0	0	0	0	0	0	0	0	0
Knox	0	2	0	0	0	0	0	0	0	0	0	2
Lake	0	0	0	0	0	0	0	0	0	0	0	0
Lawrence	0	0	0	0	0	0	0	0	0	0	0	0
Licking	8	346	0	78	32	0	0	2	0	2	3	471
Logan	0	0	0	0	0	0	0	0	0	0	0	0
Lorain	0	0	0	0	0	0	0	0	0	0	0	0

Courts of Common Pleas – Domestic Relations Division
Parentage Terminations
2007

County	Uncontested Judge	Uncontested Magistrate	Trial by Judge	Trial by Magistrate	Voluntary Dismissal	Mediation/Conciliation	Bankruptcy Stay/ Interlocutory Appeal	Transferred Out	Private Judge	Unavailability of Party	Other Terminations	Total Terminations
Lucas	0	0	0	0	0	0	0	0	0	0	0	0
Madison	0	0	0	0	0	0	0	0	0	0	0	0
Mahoning	0	0	0	0	0	0	0	0	0	0	0	0
Marion	0	0	0	0	0	0	0	0	0	0	0	0
Medina	2	84	1	27	15	10	4	1	0	8	38	190
Meigs	0	0	0	0	0	0	0	0	0	0	0	0
Mercer	0	0	0	0	0	0	0	0	0	0	0	0
Miami	0	0	0	0	0	0	0	0	0	0	0	0
Monroe	0	0	0	0	0	0	0	0	0	0	0	0
Montgomery	0	0	0	0	0	0	0	0	0	0	0	0
Morgan	0	0	0	0	0	0	0	0	0	0	0	0
Morrow	0	0	0	0	0	0	0	0	0	0	1	1
Muskingum	1	1	0	3	11	0	0	0	0	0	0	16
Noble	0	0	0	0	0	0	0	0	0	0	0	0
Ottawa	0	0	0	0	0	0	0	0	0	0	0	0
Paulding	0	0	0	0	0	0	0	0	0	0	0	0
Perry	0	0	0	0	0	0	0	0	0	0	0	0
Pickaway	0	0	0	1	0	0	0	0	0	0	0	1
Pike	0	0	0	0	0	0	0	0	0	0	0	0
Portage	0	0	0	0	0	0	0	0	0	0	0	0
Preble	0	0	0	0	0	0	0	0	0	0	0	0
Putnam	0	0	0	0	0	0	0	0	0	0	0	0
Richland	3	202	1	36	58	0	0	0	0	44	25	369
Ross	0	0	0	2	1	0	0	0	0	0	0	3
Sandusky	0	0	0	0	0	0	0	0	0	0	0	0
Scioto	0	36	0	0	13	0	0	1	0	0	5	55
Seneca	0	0	0	1	0	0	0	0	0	0	0	1
Shelby	0	0	0	0	0	0	0	0	0	0	0	0
Stark	0	0	0	0	0	0	0	0	0	0	0	0
Summit	3	68	0	98	3	0	0	1	0	1	58	232
Trumbull	0	0	0	0	0	0	0	0	0	0	0	0
Tuscarawas	0	0	0	0	0	0	0	0	0	0	0	0
Union	0	0	0	0	0	0	0	0	0	0	0	0
Van Wert	0	0	0	0	0	0	0	0	0	0	0	0
Vinton	0	0	0	0	0	0	0	0	0	0	0	0
Warren	0	0	0	0	0	0	0	0	0	0	0	0
Washington	0	0	0	0	0	0	0	0	0	0	0	0
Wayne	0	0	0	0	0	0	0	0	0	0	0	0
Williams	0	0	0	0	0	0	0	0	0	0	0	0
Wood	0	0	0	0	0	0	0	0	0	0	0	0
Wyandot	0	0	0	0	0	0	0	0	0	0	0	0
Statewide	85	863	5	263	218	10	4	6	0	55	225	1,734

Courts of Common Pleas – Domestic Relations Division
All Others Overall Caseloads
2007

County	Cases Pending January 1	New Filings	Reactivations and Transfers	Total Cases	Total Terminations	Clearance Rate	Cases Pending December 31	Cases Pending Beyond Time Guidelines
Adams	2	0	17	19	15	88%	4	2
Allen	20	0	83	103	84	101%	19	1
Ashland	11	1	31	43	34	106%	9	1
Ashtabula	24	1	30	55	34	110%	21	9
Athens	2	1	8	11	6	67%	5	2
Auglaize	17	2	100	119	102	100%	17	0
Belmont	0	3	0	3	1	33%	2	0
Brown	0	18	2	20	11	55%	9	3
Butler	437	0	3,446	3,883	3,403	99%	480	6
Carroll	2	2	7	11	10	111%	1	0
Champaign	25	116	1	142	123	105%	19	8
Clark	0	0	2	2	2	100%	0	0
Clermont	28	7	160	195	151	90%	44	9
Clinton	19	16	25	60	37	90%	23	11
Columbiana	0	3	2	5	4	80%	1	1
Coshocton	7	1	16	24	19	112%	5	0
Crawford	6	0	15	21	14	93%	7	0
Cuyahoga	8	22	3	33	24	96%	9	2
Darke	3	14	0	17	12	86%	5	0
Defiance	2	9	14	25	16	70%	9	0
Delaware	15	9	25	49	23	68%	26	19
Erie	13	1	34	48	35	100%	13	6
Fairfield	37	1	456	494	343	75%	151	59
Fayette	5	0	16	21	14	88%	7	0
Franklin	306	0	1,166	1,472	988	85%	484	108
Fulton	6	1	3	10	8	200%	2	1
Gallia	8	0	16	24	16	100%	8	4
Geauga	8	0	64	72	51	80%	21	3
Greene	39	0	80	119	91	114%	28	6
Guernsey	11	1	45	57	47	102%	10	0
Hamilton	784	128	1,243	2,155	1,204	88%	951	0
Hancock	48	4	78	130	83	101%	47	21
Hardin	1	0	3	4	3	100%	1	0
Harrison	7	1	16	24	16	94%	8	2
Henry	15	1	0	16	0	0%	16	0
Highland	15	0	38	53	40	105%	13	5
Hocking	4	0	31	35	23	74%	12	0
Holmes	7	25	0	32	29	116%	3	0
Huron	1	1	16	18	15	88%	3	0
Jackson	11	0	14	25	12	86%	13	11
Jefferson	4	2	21	27	23	100%	4	2
Knox	6	6	27	39	34	103%	5	3
Lake	94	7	236	337	260	107%	77	10
Lawrence	25	13	52	90	55	85%	35	21
Licking	42	31	106	179	148	108%	31	2
Logan	17	1	25	43	31	119%	12	4

Courts of Common Pleas – Domestic Relations Division
All Others Overall Caseloads
2007

County	Cases Pending January 1	New Filings	Reactivations and Transfers	Total Cases	Total Terminations	Clearance Rate	Cases Pending December 31	Cases Pending Beyond Time Guidelines
Lorain	70	9	255	334	253	96%	81	6
Lucas	228	0	625	853	659	105%	194	54
Madison	9	18	0	27	19	106%	8	3
Mahoning	14	0	94	108	77	82%	31	1
Marion	9	1	48	58	40	82%	18	2
Medina	45	0	135	180	142	105%	38	4
Meigs	4	2	35	41	34	92%	7	1
Mercer	4	1	23	28	25	104%	3	0
Miami	16	4	98	118	99	97%	19	0
Monroe	6	1	25	32	23	88%	9	3
Montgomery	125	0	390	515	415	106%	100	16
Morgan	3	0	20	23	16	80%	7	0
Morrow	5	4	11	20	16	107%	4	3
Muskingum	15	6	90	111	93	97%	18	2
Noble	6	0	2	8	3	150%	5	5
Ottawa	2	1	0	3	1	100%	2	0
Paulding	3	0	15	18	13	87%	5	2
Perry	2	18	0	20	17	94%	3	0
Pickaway	2	5	3	10	10	125%	0	0
Pike	13	5	3	21	17	213%	4	3
Portage	38	0	126	164	134	106%	30	3
Preble	5	24	0	29	22	92%	7	2
Putnam	9	14	10	33	28	117%	5	2
Richland	262	3	915	1,180	791	86%	389	23
Ross	29	22	15	66	28	76%	38	20
Sandusky	35	129	14	178	150	105%	28	6
Scioto	47	172	25	244	202	103%	42	9
Seneca	10	12	19	41	25	81%	16	3
Shelby	8	9	27	44	32	89%	12	0
Stark	98	0	1,124	1,222	1,128	100%	94	11
Summit	135	35	442	612	444	93%	168	23
Trumbull	87	0	178	265	196	110%	69	27
Tuscarawas	31	0	90	121	108	120%	13	4
Union	5	1	8	14	11	122%	3	0
Van Wert	2	0	19	21	18	95%	3	0
Vinton	3	1	4	8	6	120%	2	0
Warren	53	1	227	281	205	90%	76	4
Washington	11	39	0	50	45	115%	5	2
Wayne	13	9	8	30	19	112%	11	10
Williams	3	0	15	18	12	80%	6	0
Wood	34	0	59	93	58	98%	35	13
Wyandot	1	1	1	3	1	50%	2	0
Statewide	3,642	996	12,971	17,609	13,329	95%	4,280	609

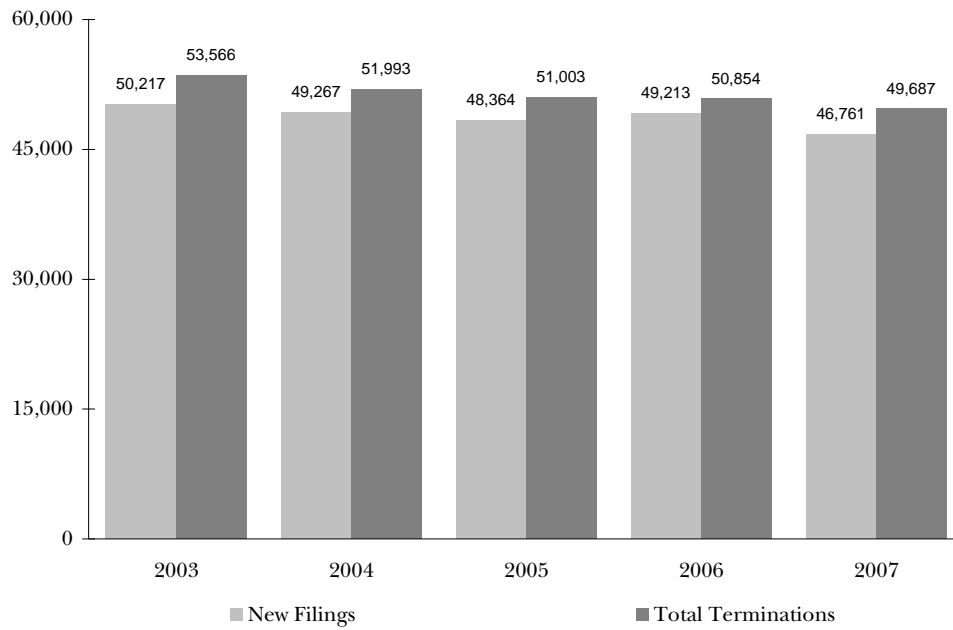
Courts of Common Pleas – Domestic Relations Division
All Others Terminations
2007

County	Uncontested Judge	Uncontested Magistrate	Trial by Judge	Trial by Magistrate	Voluntary Dismissal	Mediation/Conciliation	Bankruptcy Stay/ Interlocutory Appeal	Transferred Out	Private Judge	Unavailability of Party	Other Terminations	Total Terminations
Adams	0	6	0	6	2	0	0	0	0	1	0	15
Allen	4	20	6	5	21	0	0	1	0	0	27	84
Ashland	4	15	0	6	8	0	0	0	0	0	1	34
Ashtabula	3	4	0	3	7	0	0	0	0	0	17	34
Athens	0	0	1	3	1	0	0	0	0	0	1	6
Auglaize	47	0	15	0	9	0	0	0	0	9	22	102
Belmont	0	1	0	0	0	0	0	0	0	0	0	1
Brown	0	4	0	5	2	0	0	0	0	0	0	11
Butler	31	100	194	970	491	0	0	0	0	419	1,198	3,403
Carroll	4	0	2	0	3	0	0	0	0	0	1	10
Champaign	5	89	2	20	3	1	0	0	0	1	2	123
Clark	0	0	0	1	0	0	0	0	0	0	1	2
Clermont	0	0	11	107	24	0	1	0	0	6	2	151
Clinton	0	0	0	21	10	0	0	0	0	0	6	37
Columbiana	0	2	0	1	0	0	0	0	0	0	1	4
Coshocton	0	0	0	6	4	0	0	0	0	1	8	19
Crawford	0	2	1	4	4	0	0	0	0	1	2	14
Cuyahoga	7	8	0	0	3	0	0	2	0	0	4	24
Darke	1	3	0	6	1	0	1	0	0	0	0	12
Defiance	7	6	0	1	1	0	0	0	0	0	1	16
Delaware	0	0	0	8	7	1	0	0	0	0	7	23
Erie	4	7	0	0	10	0	0	0	0	2	12	35
Fairfield	32	38	0	3	25	1	0	4	0	2	238	343
Fayette	0	6	1	5	1	1	0	0	0	0	0	14
Franklin	143	71	95	21	207	0	4	5	0	13	429	988
Fulton	4	0	2	0	2	0	0	0	0	0	0	8
Gallia	0	0	0	8	6	0	0	0	0	0	2	16
Geauga	1	17	0	7	12	0	1	0	0	1	12	51
Greene	25	23	5	18	16	0	4	0	0	0	0	91
Guernsey	5	6	7	21	3	0	1	0	0	0	4	47
Hamilton	0	0	252	474	35	0	0	0	0	0	443	1,204
Hancock	0	41	4	21	15	0	0	0	0	1	1	83
Hardin	0	0	0	0	1	0	0	0	0	0	2	3
Harrison	5	0	8	0	1	0	1	0	0	1	0	16
Henry	0	0	0	0	0	0	0	0	0	0	0	0
Highland	0	0	0	20	12	0	0	1	0	6	1	40
Hocking	0	0	1	14	7	0	0	0	0	1	0	23
Holmes	3	4	4	8	5	0	0	0	0	0	5	29
Huron	0	0	0	12	1	0	0	0	0	0	2	15
Jackson	0	11	0	0	0	0	0	0	0	0	1	12
Jefferson	5	0	14	0	3	0	0	1	0	0	0	23
Knox	0	7	0	2	5	0	0	0	0	0	20	34
Lake	2	0	13	106	58	7	3	1	0	0	70	260
Lawrence	32	8	0	0	6	0	0	2	0	0	7	55
Licking	5	10	25	69	28	0	1	2	0	1	7	148
Logan	2	11	5	7	4	0	0	0	0	0	2	31
Lorain	51	30	0	7	26	0	1	1	0	10	127	253

Courts of Common Pleas – Domestic Relations Division
All Others Terminations
2007

County	Uncontested Judge	Uncontested Magistrate	Trial by Judge	Trial by Magistrate	Voluntary Dismissal	Mediation/ Conciliation	Bankruptcy Stay/ Interlocutory Appeal	Transferred Out	Private Judge	Unavailability of Party	Other Terminations	Total Terminations
Lucas	0	156	2	302	48	0	0	0	0	0	151	659
Madison	2	2	0	9	6	0	0	0	0	0	0	19
Mahoning	2	1	0	64	9	0	0	1	0	0	0	77
Marion	19	0	10	1	5	1	0	0	0	2	2	40
Medina	6	13	17	69	21	3	1	3	0	5	4	142
Meigs	0	0	29	0	4	0	0	0	0	0	1	34
Mercer	1	2	0	15	7	0	0	0	0	0	0	25
Miami	0	3	0	30	17	0	2	11	0	0	36	99
Monroe	3	0	2	0	2	0	0	0	0	0	16	23
Montgomery	7	196	75	68	34	0	5	0	0	0	30	415
Morgan	3	0	8	0	2	0	1	0	0	0	2	16
Morrow	0	0	3	9	2	0	0	0	0	1	1	16
Muskingum	57	2	11	11	11	0	0	0	0	0	1	93
Noble	0	0	1	0	1	0	0	0	0	0	1	3
Ottawa	0	0	0	0	1	0	0	0	0	0	0	1
Paulding	3	0	4	0	1	0	0	0	0	0	5	13
Perry	0	0	0	9	1	0	0	0	0	0	7	17
Pickaway	0	0	1	6	1	0	0	0	0	0	2	10
Pike	9	0	0	0	3	0	1	0	0	0	4	17
Portage	0	1	30	31	5	1	0	1	0	0	65	134
Preble	1	2	3	12	3	0	0	0	0	0	1	22
Putnam	10	0	0	4	7	0	0	0	0	0	7	28
Richland	27	348	10	29	154	0	1	0	0	142	80	791
Ross	2	2	2	10	5	0	1	1	0	1	4	28
Sandusky	3	1	1	1	6	0	0	0	0	0	138	150
Scioto	15	83	4	12	38	12	2	2	0	12	22	202
Seneca	4	13	0	2	4	0	1	0	0	0	1	25
Shelby	0	11	0	12	8	0	0	0	0	0	1	32
Stark	0	0	83	83	31	0	11	2	0	0	918	1,128
Summit	3	35	16	172	10	0	0	1	0	2	205	444
Trumbull	1	0	0	0	14	0	0	5	0	0	176	196
Tuscarawas	0	12	9	48	14	1	0	0	0	0	24	108
Union	0	0	8	0	2	0	1	0	0	0	0	11
Van Wert	0	13	0	0	5	0	0	0	0	0	0	18
Vinton	0	0	5	0	0	0	0	0	0	0	1	6
Warren	1	0	3	133	31	1	2	0	0	3	31	205
Washington	4	0	14	0	3	1	0	0	0	1	22	45
Wayne	0	7	0	3	4	0	0	0	0	0	5	19
Williams	0	9	0	0	3	0	0	0	0	0	0	12
Wood	5	20	0	20	6	0	0	0	0	0	7	58
Wyandot	0	1	0	0	0	0	0	0	0	0	0	1
Statewide	620	1,483	1,019	3,161	1,619	31	47	47	0	645	4,657	13,329

Courts of Common Pleas - Domestic Relations Division
Marriage Terminations and Dissolutions - Statewide
2003 - 2007



Courts of Common Pleas – Probate Division
 Composite Report for the Entire State
 2007

	Cases Pending January 1	Cases Filed	Cases Closed	Cases Pending December 31
Decedents' Estates	61,847	56,479	56,761	61,565
Guardianships of Minors	20,613	3,289	4,175	19,727
Guardianships of Incompetents	38,109	6,385	5,113	39,381
Emergency, Limited and Interim Guardianships	X	X	942	X
Conservatorships	295	86	75	306
Testamentary Trusts	9,846	498	916	9,428
Civil Actions	2,643	2,437	2,538	2,542
Adoptions	1,786	5,006	5,041	1,751
Mental Illness and Mental Retardation	1,994	5,051	5,559	1,486
Minors' Settlements	2,300	1,704	1,907	2,097
Wrongful Death	417	530	517	430
Delayed Registration and Correction of Birth	X	1,374	1,384	X
Change of Name	X	5,154	5,142	X
Totals	139,850	87,993	90,070	138,713

Marriage Applications Granted 72,670

Note: "X" indicates data not applicable

Courts of Common Pleas – Probate Division
Overall Caseloads
2007

County	Judges	----- Population -----		----- New Filings -----			----- Terminations -----			Clearance Rate
		Total	Per Judge	Total	Per Judge	Per 1,000 Population	Total	Per Judge	Per 1,000 Population	
The judges of the following counties have probate division jurisdiction exclusively										
Butler	1	332,807	332,807	2,049	2,049	6	2,103	2,103	6	103%
Clark	1	144,742	144,742	1,136	1,136	8	1,201	1,201	8	106%
Cuyahoga	2	1,393,978	696,989	11,683	5,842	8	11,346	5,673	8	97%
Franklin	1	1,068,978	1,068,978	8,800	8,800	8	9,780	9,780	9	111%
Greene	1	147,886	147,886	1,220	1,220	8	1,232	1,232	8	101%
Hamilton	1	845,303	845,303	6,584	6,584	8	6,738	6,738	8	102%
Lake	1	227,511	227,511	1,566	1,566	7	1,914	1,914	8	122%
Lucas	1	455,054	455,054	3,411	3,411	7	3,386	3,386	7	99%
Mahoning	1	257,555	257,555	2,300	2,300	9	2,514	2,514	10	109%
Montgomery	1	559,062	559,062	3,806	3,806	7	3,809	3,809	7	100%
Richland	1	128,852	128,852	924	924	7	823	823	6	89%
Stark	1	378,098	378,098	3,115	3,115	8	2,940	2,940	8	94%
Summit	1	542,899	542,899	4,293	4,293	8	4,214	4,214	8	98%
Trumbull	1	225,116	225,116	2,211	2,211	10	2,232	2,232	10	101%
The judges of the following counties also have juvenile division jurisdiction										
Allen	1	108,473	108,473	953	953	9	979	979	9	103%
Ashland	1	52,523	52,523	349	349	7	393	393	8	113%
Ashtabula	1	102,728	102,728	561	561	6	688	688	7	123%
Athens	1	62,223	62,223	485	485	8	415	415	7	86%
Belmont	1	70,226	70,226	587	587	8	713	713	10	121%
Brown	1	42,285	42,285	331	331	8	408	408	10	123%
Carroll	1	28,836	28,836	176	176	6	157	157	6	89%
Champaign	1	38,890	38,890	287	287	8	300	300	8	105%
Clermont	1	177,977	177,977	1,089	1,089	6	1,107	1,107	6	102%
Clinton	1	40,543	40,543	312	312	8	333	333	8	107%
Columbiana	1	112,075	112,075	696	696	6	787	787	7	113%
Coshocton	1	36,655	36,655	295	295	8	330	330	9	112%
Crawford	1	46,966	46,966	417	417	9	392	392	9	94%
Darke	1	53,309	53,309	536	536	10	600	600	11	112%
Defiance	1	39,500	39,500	374	374	10	375	375	10	100%
Delaware	1	109,989	109,989	744	744	7	734	734	7	99%
Fairfield	1	122,759	122,759	833	833	7	825	825	7	99%
Fayette	1	28,433	28,433	237	237	8	255	255	9	108%
Fulton	1	42,084	42,084	357	357	9	388	388	9	109%
Gallia	1	31,069	31,069	258	258	8	231	231	7	90%
Geauga	1	90,895	90,895	569	569	6	558	558	6	98%
Guernsey	1	40,792	40,792	430	430	11	388	388	10	90%
Hancock	1	71,295	71,295	679	679	10	624	624	9	92%
Hardin	1	31,945	31,945	270	270	9	258	258	8	96%
Harrison	1	15,856	15,856	124	124	8	139	139	9	112%
Highland	1	40,875	40,875	444	444	11	918	918	23	207%
Hocking	1	28,241	28,241	256	256	9	278	278	10	109%
Holmes	1	38,943	38,943	227	227	6	180	180	5	79%
Huron	1	59,487	59,487	412	412	7	435	435	7	106%
Jackson	1	32,641	32,641	245	245	8	177	177	6	72%
Jefferson	1	73,894	73,894	679	679	9	744	744	10	110%
Knox	1	54,500	54,500	476	476	9	486	486	9	102%
Lawrence	1	62,319	62,319	511	511	8	496	496	8	97%

Section G: Courts of Common Pleas
PROBATE DIVISION



LORAIN COUNTY JUSTICE CENTER
Elyria

Courts of Common Pleas – Probate Division
Overall Caseloads
2007

County	Judges	----- Population -----		----- New Filings -----			----- Terminations -----			Clearance Rate
		Total	Per Judge	Total	Per Judge	Per 1,000 Population	Total	Per Judge	Per 1,000 Population	
Licking	1	145,491	145,491	1,045	1,045	7	956	956	7	91%
Madison	1	40,213	40,213	262	262	7	259	259	6	99%
Medina	1	151,095	151,095	1,047	1,047	7	1,082	1,082	7	103%
Meigs	1	23,072	23,072	157	157	7	130	130	6	83%
Mercer	1	40,924	40,924	356	356	9	352	352	9	99%
Miami	1	98,868	98,868	784	784	8	795	795	8	101%
Monroe	1	15,180	15,180	121	121	8	138	138	9	114%
Muskingum	1	84,585	84,585	675	675	8	690	690	8	102%
Ottawa	1	40,985	40,985	390	390	10	392	392	10	101%
Paulding	1	20,293	20,293	175	175	9	176	176	9	101%
Perry	1	34,078	34,078	244	244	7	257	257	8	105%
Pickaway	1	52,727	52,727	341	341	7	338	338	7	99%
Pike	1	27,695	27,695	174	174	6	137	137	5	79%
Portage	1	152,061	152,061	803	803	5	812	812	5	101%
Preble	1	42,337	42,337	327	327	8	351	351	8	107%
Putnam	1	34,726	34,726	273	273	8	291	291	9	107%
Ross	1	73,345	73,345	591	591	8	612	612	8	104%
Sandusky	1	61,792	61,792	551	551	9	642	642	11	117%
Scioto	1	79,195	79,195	567	567	7	540	540	7	95%
Seneca	1	58,683	58,683	566	566	10	662	662	11	117%
Shelby	1	47,910	47,910	371	371	8	377	377	8	102%
Tuscarawas	1	90,914	90,914	642	642	7	670	670	7	104%
Union	1	40,909	40,909	235	235	6	239	239	6	102%
Van Wert	1	29,659	29,659	318	318	11	383	383	13	120%
Vinton	1	12,806	12,806	121	121	10	102	102	9	84%
Warren	1	158,383	158,383	1,037	1,037	7	1,002	1,002	6	97%
Washington	1	63,251	63,251	494	494	8	487	487	8	99%
Wayne	1	111,564	111,564	757	757	7	706	706	6	93%
Williams	1	39,188	39,188	311	311	8	360	360	9	116%
Wood	1	121,065	121,065	774	774	6	768	768	6	99%
The judges of the following counties also have domestic relations and juvenile division jurisdiction										
Auglaize	1	46,611	46,611	480	480	10	459	459	10	96%
Logan	2	46,005	23,003	458	229	10	479	240	10	105%
Marion	2	66,217	33,109	520	260	8	519	260	8	100%
The judge of the following county also has general division jurisdiction										
Henry	1	29,210	29,210	247	247	9	200	200	7	81%
The judges of the following counties also have general, domestic relations, and juvenile division jurisdiction										
Adams	1	27,330	27,330	236	236	9	226	226	8	96%
Morgan	1	14,897	14,897	150	150	11	195	195	14	130%
Morrow	2	31,628	15,814	224	112	7	190	95	6	85%
Noble	1	14,058	14,058	77	77	6	86	86	6	112%
Wyandot	1	22,908	22,908	174	174	8	191	191	9	110%
The judges of the following county have split jurisdiction: 1 judge has probate division jurisdiction only; 3 judges have domestic relations, juvenile, and probate division jurisdiction										
Lorain	4	284,664	71,166	1,906	477	7	1,890	473	7	99%
The judges of the following county have split jurisdiction: 1 judge has probate division jurisdiction only; 2 judges have general, domestic relations, and probate division jurisdiction										
Erie	3	79,551	26,517	715	238	9	606	202	8	85%
Statewide	97	11,353,140	117,043	87,993	907	9	90,070	929	8	102%

All population figures based on 2000 U.S. Census

Courts of Common Pleas – Probate Division
Decedents' Estates and Wrongful Death Overall Caseloads
2007

County	----- Decedent's Estates -----				----- Wrongful Death -----			
	Cases Pending January 1	Cases Filed	Cases Closed	Cases Pending December 31	Cases Pending January 1	Cases Filed	Cases Closed	Cases Pending December 31
Adams	217	118	108	227	0	0	0	0
Allen	573	629	576	626	0	0	0	0
Ashland	302	253	273	282	0	0	0	0
Ashtabula	657	444	542	559	0	0	0	0
Athens	122	257	211	168	21	9	4	26
Auglaize	223	377	359	241	0	0	0	0
Belmont	507	441	487	461	0	0	0	0
Brown	255	223	246	232	0	0	0	0
Butler	1,434	1,361	1,288	1,507	0	0	0	0
Carroll	189	135	131	193	0	0	0	0
Champaign	128	207	207	128	0	0	0	0
Clark	518	763	745	536	0	0	0	0
Clermont	399	690	680	409	0	0	0	0
Clinton	204	200	222	182	0	0	0	0
Columbiana	573	526	608	491	0	0	0	0
Coshocton	174	191	189	176	0	0	0	0
Crawford	304	291	298	297	0	0	0	0
Cuyahoga	17,077	6,828	6,337	17,568	0	0	0	0
Darke	396	405	514	287	0	0	0	0
Defiance	164	256	249	171	2	3	2	3
Delaware	261	427	413	275	4	0	3	1
Erie	460	500	402	558	0	0	0	0
Fairfield	388	563	549	402	10	25	29	6
Fayette	112	155	147	120	6	0	1	5
Franklin	3,228	4,833	5,322	2,739	0	0	0	0
Fulton	212	247	278	181	0	0	0	0
Gallia	262	166	151	277	0	0	0	0
Geauga	287	379	380	286	0	0	0	0
Greene	1,244	784	806	1,222	0	10	10	0
Guernsey	173	190	165	198	3	2	4	1
Hamilton	2,644	4,076	4,097	2,623	0	0	0	0
Hancock	552	465	440	577	10	5	5	10
Hardin	200	183	196	187	0	4	3	1
Harrison	86	92	99	79	0	0	0	0
Henry	245	190	163	272	0	0	0	0
Highland	632	253	556	329	0	0	0	0
Hocking	69	163	159	73	4	1	1	4
Holmes	62	113	105	70	2	5	6	1
Huron	439	294	338	395	37	17	12	42
Jackson	435	163	128	470	15	4	1	18
Jefferson	505	543	583	465	0	0	0	0
Knox	175	333	352	156	0	0	0	0
Lake	1,060	1,104	1,414	750	34	30	15	49
Lawrence	346	299	253	392	43	7	18	32
Licking	387	702	654	435	41	14	20	35
Logan	263	331	341	253	0	0	0	0
Lorain	1,173	1,277	1,214	1,236	0	0	0	0
Lucas	1,917	2,170	2,087	2,000	0	0	0	0

Courts of Common Pleas – Probate Division
Decedents' Estates and Wrongful Death Overall Caseloads
2007

County	----- Decedent's Estates -----				----- Wrongful Death -----			
	Cases Pending January 1	Cases Filed	Cases Closed	Cases Pending December 31	Cases Pending January 1	Cases Filed	Cases Closed	Cases Pending December 31
Madison	206	170	177	199	1	6	4	3
Mahoning	2,525	1,575	1,712	2,388	0	0	0	0
Marion	308	380	365	323	0	8	8	0
Medina	468	643	661	450	46	13	26	33
Meigs	163	110	95	178	4	4	4	4
Mercer	164	262	257	169	0	0	0	0
Miami	386	546	538	394	19	2	3	18
Monroe	113	96	100	109	0	1	1	0
Montgomery	1,800	2,829	2,719	1,910	0	0	0	0
Morgan	205	104	114	195	0	0	0	0
Morrow	214	168	146	236	14	2	3	13
Muskingum	408	444	435	417	0	0	0	0
Noble	57	61	65	53	0	0	0	0
Ottawa	254	307	316	245	0	0	0	0
Paulding	98	119	119	98	0	3	0	3
Perry	115	168	179	104	5	3	1	7
Pickaway	170	229	240	159	1	5	5	1
Pike	192	109	93	208	30	6	2	34
Portage	644	499	525	618	41	22	14	49
Preble	203	232	259	176	0	0	0	0
Putnam	122	186	202	106	0	1	1	0
Richland	485	632	547	570	0	0	0	0
Ross	221	363	373	211	0	0	0	0
Sandusky	502	408	511	399	0	0	0	0
Scioto	588	349	283	654	0	0	0	0
Seneca	301	396	439	258	1	9	8	2
Shelby	150	294	286	158	0	0	0	0
Stark	1,542	1,885	1,741	1,686	0	0	0	0
Summit	2,622	2,579	2,390	2,811	0	0	0	0
Trumbull	1,614	1,305	1,334	1,585	14	296	292	18
Tuscarawas	390	479	500	369	0	9	6	3
Union	136	161	173	124	0	0	0	0
Van Wert	205	246	295	156	0	0	0	0
Vinton	81	83	76	88	6	3	4	5
Warren	479	657	612	524	0	0	0	0
Washington	268	360	357	271	0	0	0	0
Wayne	437	558	507	488	0	0	0	0
Williams	195	224	258	161	0	0	0	0
Wood	461	540	567	434	0	0	0	0
Wyandot	122	133	133	122	3	1	1	3
Statewide	61,847	56,479	56,761	61,565	417	530	517	430

Courts of Common Pleas – Probate Division
Guardianships Overall Caseloads
2007

County	----- Minors -----				----- Incompetents -----				Emergency, Limited, and Interim Appointments
	Cases Pending Jan. 1	Cases Filed	Cases Closed	Cases Pending Dec. 31	Cases Pending Jan. 1	Cases Filed	Cases Closed	Cases Pending Dec. 31	
Adams	53	8	11	50	107	25	17	115	24
Allen	447	67	47	467	583	76	68	591	126
Ashland	114	5	6	113	155	14	6	163	0
Ashtabula	114	6	11	109	410	28	37	401	10
Athens	48	6	5	49	165	19	21	163	9
Auglaize	62	9	13	58	86	20	7	99	3
Belmont	61	8	5	64	255	21	30	246	5
Brown	85	8	16	77	176	25	38	163	0
Butler	291	69	66	294	731	151	104	778	162
Carroll	47	4	1	50	127	10	9	128	0
Champaign	50	8	10	48	102	21	19	104	3
Clark	478	77	132	423	555	97	97	555	19
Clermont	111	25	30	106	635	71	97	609	1
Clinton	89	14	12	91	94	17	9	102	3
Columbiana	93	4	12	85	355	60	55	360	0
Coshocton	65	9	22	52	130	21	14	137	3
Crawford	81	18	10	89	134	24	15	143	2
Cuyahoga	5,305	638	872	5,071	7,479	1,256	859	7,876	0
Darke	113	33	13	133	133	36	15	154	4
Defiance	104	14	13	105	164	23	18	169	19
Delaware	133	65	42	156	181	51	41	191	23
Erie	87	22	7	102	357	69	51	375	22
Fairfield	86	16	17	85	350	60	40	370	7
Fayette	46	9	6	49	87	22	23	86	19
Franklin	3,223	562	805	2,980	3,099	632	648	3,083	31
Fulton	55	15	10	60	81	11	16	76	1
Gallia	47	4	3	48	272	25	18	279	2
Geauga	129	29	22	136	214	43	20	237	5
Greene	297	35	37	295	480	66	58	488	0
Guernsey	33	8	4	37	251	58	28	281	23
Hamilton	1,523	183	318	1,388	1,802	424	261	1,965	8
Hancock	39	6	12	33	353	53	42	364	19
Hardin	28	7	2	33	106	20	8	118	9
Harrison	6	3	3	6	30	9	19	20	0
Henry	51	2	2	51	83	5	2	86	0
Highland	178	47	102	123	153	28	73	108	7
Hocking	17	7	2	22	87	42	32	97	43
Holmes	19	3	3	19	135	50	15	170	2
Huron	82	11	12	81	172	20	11	181	3
Jackson	70	7	7	70	123	16	9	130	0
Jefferson	44	9	12	41	297	38	42	293	10
Knox	34	5	7	32	203	34	29	208	2
Lake	529	62	96	495	593	144	93	644	3
Lawrence	206	47	49	204	238	34	33	239	6
Licking	92	29	14	107	416	61	46	431	14
Logan	65	13	14	64	64	17	13	68	11
Lorain	770	142	189	723	658	98	71	685	12
Lucas	313	53	56	310	1,563	188	150	1,601	20

Courts of Common Pleas – Probate Division
Guardianships Overall Caseloads
2007

County	----- Minors -----			----- Incompetents -----				Emergency, Limited, and Interim Appointments	
	Cases Pending Jan. 1	Cases Filed	Cases Closed	Cases Pending Dec. 31	Cases Pending Jan. 1	Cases Filed	Cases Closed		Cases Pending Dec. 31
Madison	83	20	14	89	94	13	11	96	0
Mahoning	316	28	89	255	1,174	128	116	1,186	2
Marion	46	8	3	51	242	25	27	240	7
Medina	291	108	96	303	424	64	48	440	6
Meigs	21	5	5	21	46	7	7	46	2
Mercer	56	13	9	60	90	17	13	94	10
Miami	176	30	35	171	248	65	62	251	7
Monroe	28	2	9	21	23	2	6	19	1
Montgomery	493	108	132	469	1,286	257	231	1,312	3
Morgan	79	5	34	50	97	13	4	106	10
Morrow	50	7	4	53	169	3	3	169	3
Muskingum	75	3	12	66	370	71	47	394	29
Noble	12	1	5	8	19	6	6	19	1
Ottawa	53	8	8	53	157	28	12	173	9
Paulding	36	4	7	33	60	6	3	63	2
Perry	37	7	2	42	145	14	15	144	0
Pickaway	90	20	12	98	89	22	18	93	5
Pike	53	6	5	54	129	18	8	139	6
Portage	114	21	22	113	356	60	34	382	2
Preble	54	21	10	65	140	21	16	145	5
Putnam	86	24	17	93	129	10	17	122	0
Richland	123	20	11	132	559	58	57	560	6
Ross	134	18	28	124	198	22	15	205	2
Sandusky	80	7	21	66	205	41	21	225	0
Scioto	73	9	7	75	237	48	41	244	73
Seneca	85	12	20	77	321	48	43	326	10
Shelby	61	5	12	54	97	13	8	102	11
Stark	151	30	50	131	1,428	231	193	1,466	1
Summit	499	119	156	462	1,872	321	278	1,915	1
Trumbull	297	43	53	287	775	119	96	798	8
Tuscarawas	103	9	16	96	236	36	25	247	6
Union	39	12	7	44	75	9	4	80	1
Van Wert	52	10	4	58	112	18	28	102	0
Vinton	26	2	1	27	61	12	2	71	0
Warren	276	60	41	295	513	78	61	530	0
Washington	35	7	7	35	162	28	24	166	2
Wayne	113	22	24	111	352	38	29	361	3
Williams	85	6	13	78	100	6	8	98	1
Wood	78	17	8	87	241	67	39	269	7
Wyandot	41	1	6	36	54	9	10	53	5
Statewide	20,613	3,289	4,175	19,727	38,109	6,385	5,113	39,381	942

Courts of Common Pleas – Probate Division
 Conservatorships, Testamentary Trusts, and Civil Actions Overall Caseloads
 2007

County	----- Conservatorships -----				----- Testamentary Trusts -----				----- Civil Actions -----			
	Cases Pending Jan. 1	Cases Filed	Cases Closed	Cases Pending Dec. 31	Cases Pending Jan. 1	Cases Filed	Cases Closed	Cases Pending Dec. 31	Cases Pending Jan. 1	Cases Filed	Cases Closed	Cases Pending Dec. 31
Adams	0	0	0	0	6	0	0	6	45	9	12	42
Allen	0	1	1	0	92	3	4	91	27	19	18	28
Ashland	1	0	1	0	78	1	12	67	23	14	12	25
Ashtabula	4	0	0	4	64	2	3	63	20	23	13	30
Athens	1	2	0	3	20	8	3	25	10	5	6	9
Auglaize	0	0	0	0	56	5	5	56	5	6	9	2
Belmont	1	0	0	1	65	6	6	65	7	5	8	4
Brown	1	1	1	1	54	5	11	48	18	14	14	18
Butler	2	2	4	0	167	14	6	175	42	47	52	37
Carroll	2	0	1	1	17	1	2	16	2	0	0	2
Champaign	1	0	0	1	22	0	5	17	7	9	8	8
Clark	2	0	1	1	144	7	17	134	21	34	30	25
Clermont	0	0	0	0	39	7	1	45	12	9	9	12
Clinton	0	0	0	0	64	6	7	63	6	3	5	4
Columbiana	0	0	0	0	117	7	10	114	0	0	0	0
Coshocton	1	0	0	1	81	5	10	76	6	4	3	7
Crawford	4	0	1	3	84	12	8	88	6	11	5	12
Cuyahoga	67	16	15	68	1,264	33	102	1,195	394	377	460	311
Darke	3	1	2	2	72	14	9	77	3	7	2	8
Defiance	3	0	0	3	30	8	4	34	8	10	15	3
Delaware	2	0	1	1	96	9	10	95	12	6	12	6
Erie	5	1	1	5	82	7	6	83	29	21	12	38
Fairfield	0	0	0	0	58	1	5	54	39	33	37	35
Fayette	1	1	0	2	49	3	8	44	6	6	4	8
Franklin	23	9	6	26	512	25	61	476	302	295	275	322
Fulton	0	1	1	0	35	6	6	35	2	3	4	1
Gallia	1	0	0	1	25	2	1	26	7	4	1	10
Geauga	0	0	0	0	62	3	7	58	15	15	20	10
Greene	3	0	0	3	137	4	8	133	55	20	23	52
Guernsey	4	0	0	4	29	2	3	28	11	10	7	14
Hamilton	3	1	0	4	1,159	23	119	1,063	90	137	159	68
Hancock	8	5	3	10	42	0	4	38	34	15	6	43
Hardin	1	0	0	1	60	2	1	61	7	8	3	12
Harrison	0	0	0	0	3	0	0	3	1	6	4	3
Henry	2	0	0	2	52	4	4	52	12	4	1	15
Highland	6	0	4	2	49	3	9	43	74	25	52	47
Hocking	1	0	1	0	19	0	2	17	3	7	5	5
Holmes	0	0	0	0	21	8	4	25	4	11	9	6
Huron	2	0	0	2	53	8	4	57	23	8	11	20
Jackson	4	0	0	4	14	0	0	14	66	17	9	74
Jefferson	0	0	0	0	65	2	3	64	5	4	7	2
Knox	1	1	0	2	31	3	7	27	5	17	11	11
Lake	0	0	0	0	132	10	15	127	79	59	88	50
Lawrence	7	0	0	7	37	1	7	31	18	10	13	15
Licking	2	0	0	2	192	10	11	191	15	35	24	26
Logan	0	1	0	1	77	10	9	78	20	14	21	13
Lorain	4	0	2	2	204	9	8	205	55	66	59	62
Lucas	10	4	3	11	223	21	25	219	127	100	99	128

Courts of Common Pleas – Probate Division
 Conservatorships, Testamentary Trusts, and Civil Actions Overall Caseloads
 2007

County	----- Conservatorships -----				----- Testamentary Trusts -----				----- Civil Actions -----			
	Cases Pending Jan. 1	Cases Filed	Cases Closed	Cases Pending Dec. 31	Cases Pending Jan. 1	Cases Filed	Cases Closed	Cases Pending Dec. 31	Cases Pending Jan. 1	Cases Filed	Cases Closed	Cases Pending Dec. 31
Madison	1	1	1	1	48	1	3	46	5	5	6	4
Mahoning	6	1	1	6	388	11	33	366	105	53	71	87
Marion	3	0	1	2	96	3	5	94	19	14	17	16
Medina	7	4	1	10	66	1	6	61	13	25	26	12
Meigs	3	0	0	3	13	1	0	14	1	2	0	3
Mercer	0	1	0	1	30	2	4	28	1	5	4	2
Miami	1	0	0	1	185	7	20	172	15	15	10	20
Monroe	0	0	0	0	3	2	0	5	1	3	4	0
Montgomery	8	1	5	4	471	21	40	452	106	98	110	94
Morgan	0	0	0	0	27	0	0	27	11	3	5	9
Morrow	3	0	0	3	33	5	1	37	19	5	3	21
Muskingum	1	0	1	0	145	7	10	142	13	8	13	8
Noble	0	0	0	0	9	0	0	9	5	0	2	3
Ottawa	0	1	0	1	37	3	5	35	2	1	0	3
Paulding	0	0	0	0	43	6	4	45	13	5	4	14
Perry	0	2	0	2	14	0	2	12	5	2	5	2
Pickaway	2	2	1	3	51	0	3	48	6	11	7	10
Pike	0	0	0	0	16	1	1	16	3	0	0	3
Portage	3	0	0	3	119	9	8	120	22	17	26	13
Preble	0	0	0	0	41	0	6	35	8	5	7	6
Putnam	1	0	0	1	38	2	2	38	6	7	9	4
Richland	2	2	2	2	175	6	9	172	45	58	52	51
Ross	1	0	0	1	64	3	10	57	14	14	20	8
Sandusky	1	0	0	1	50	4	8	46	13	12	11	14
Scioto	0	1	0	1	58	2	2	58	18	1	1	18
Seneca	2	1	0	3	83	3	6	80	23	47	51	19
Shelby	0	1	0	1	57	0	4	53	3	4	4	3
Stark	9	1	1	9	239	15	30	224	127	130	112	145
Summit	26	9	8	27	389	10	37	362	101	159	142	118
Trumbull	13	7	3	17	261	21	28	254	51	69	63	57
Tuscarawas	0	0	0	0	43	1	4	40	5	8	7	6
Union	0	0	0	0	33	3	1	35	16	7	11	12
Van Wert	0	0	0	0	41	0	13	28	4	8	8	4
Vinton	2	0	0	2	3	1	1	3	3	1	0	4
Warren	5	0	1	4	105	5	7	103	21	24	18	27
Washington	2	0	0	2	66	5	2	69	9	12	10	11
Wayne	6	2	0	8	123	9	11	121	13	12	19	6
Williams	1	1	0	2	66	4	10	60	5	5	4	6
Wood	3	1	0	4	44	4	6	42	10	13	12	11
Wyandot	0	0	0	0	19	0	2	17	5	7	7	5
Statewide	295	86	75	306	9,846	498	916	9,428	2,643	2,437	2,538	2,542

Courts of Common Pleas – Probate Division

Miscellaneous Overall Caseloads

2007

County	--- Adoptions ---		Mental Illness and --- Retardation ---		Minors' --- Settlements ---		Birth Record --- Correction ---		Name --- Changes ---		Marriages -- Applications -- Granted
	Cases Filed	Cases Closed	Cases Filed	Cases Closed	Cases Filed	Cases Closed	Cases Filed	Cases Closed	Cases Filed	Cases Closed	
Adams	17	15	9	9	5	5	19	12	26	13	187
Allen	59	31	54	57	9	7	4	4	32	40	621
Ashland	26	31	3	3	9	6	7	13	17	30	329
Ashtabula	28	30	1	2	5	13	0	0	24	27	567
Athens	36	30	93	82	5	2	16	14	29	28	381
Auglaize	20	20	11	11	9	11	11	9	12	12	317
Belmont	23	20	36	105	10	6	11	13	26	28	387
Brown	18	16	6	6	3	34	11	11	17	15	263
Butler	130	149	72	64	74	86	17	17	112	105	1,492
Carroll	8	4	0	0	3	1	1	1	14	7	169
Champaign	9	12	11	11	5	6	3	3	14	16	262
Clark	60	68	32	39	29	17	2	2	35	34	792
Clermont	86	85	90	105	15	2	16	16	80	81	1,178
Clinton	23	21	7	12	10	17	2	3	30	22	329
Columbiana	35	31	4	4	17	23	9	9	34	35	701
Coshocton	8	7	15	15	14	38	12	12	16	17	216
Crawford	31	25	1	1	7	5	1	1	21	21	313
Cuyahoga	423	395	1,049	1,247	113	111	138	138	812	810	7,227
Darke	14	21	2	2	4	4	5	5	15	9	381
Defiance	26	21	7	7	8	7	7	7	12	13	253
Delaware	64	64	4	4	26	35	15	15	77	71	730
Erie	15	16	28	27	7	14	7	7	38	41	488
Fairfield	57	71	19	20	13	14	7	7	39	29	840
Fayette	18	18	6	13	5	3	3	4	9	9	193
Franklin	709	788	629	611	207	322	201	231	698	680	8,439
Fulton	22	24	19	18	16	16	2	2	15	12	330
Gallia	12	11	24	23	1	2	8	8	12	11	202
Geauga	33	29	8	9	10	10	7	7	42	49	438
Greene	116	110	88	97	23	3	10	9	64	71	1,047
Guernsey	28	22	99	100	5	4	7	7	21	21	280
Hamilton	254	257	781	813	119	126	202	202	384	378	4,700
Hancock	35	37	18	19	15	3	10	4	52	30	509
Hardin	11	10	5	5	9	4	8	7	13	10	216
Harrison	3	4	3	3	1	1	0	0	7	6	103
Henry	26	20	8	1	0	0	2	2	6	5	185
Highland	24	37	17	16	18	18	13	18	16	26	327
Hocking	10	6	4	4	7	7	1	2	14	14	242
Holmes	11	12	1	1	3	2	17	17	5	4	312
Huron	25	16	5	5	5	9	5	3	14	11	395
Jackson	17	11	7	1	5	2	8	6	1	3	261
Jefferson	22	17	15	27	10	8	11	12	25	23	427
Knox	30	26	3	4	13	11	12	12	25	25	407
Lake	0	0	0	0	24	38	18	16	115	136	1,303
Lawrence	44	48	32	32	9	9	3	3	25	25	301
Licking	98	82	9	9	25	19	10	10	52	53	950
Logan	28	28	0	1	23	18	7	7	14	16	350
Lorain	95	107	20	21	64	64	9	9	126	134	1,515
Lucas	270	299	251	267	97	112	48	43	209	225	5,575
Madison	20	17	5	3	4	6	3	3	14	14	236

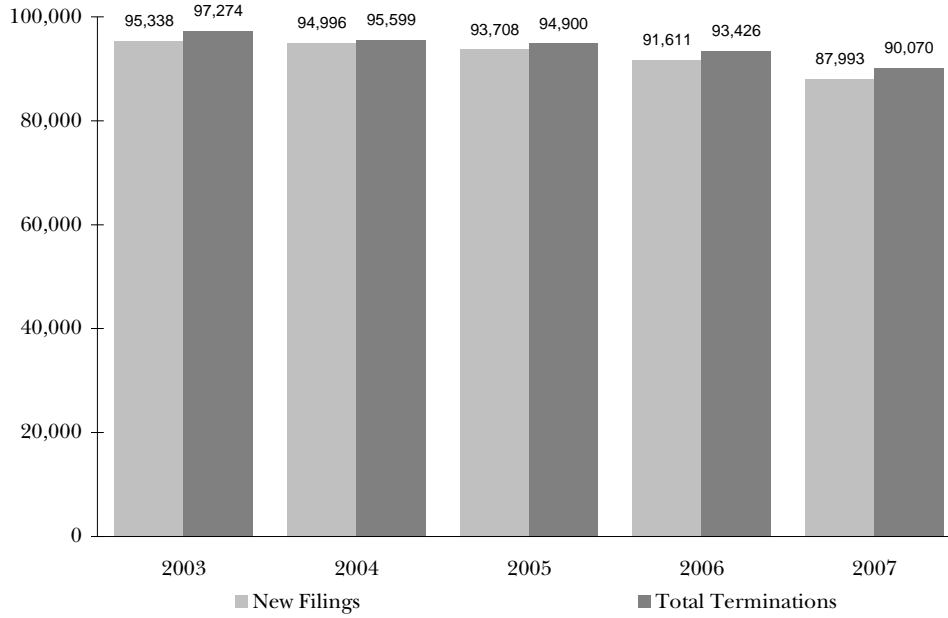
Courts of Common Pleas – Probate Division

Miscellaneous Overall Caseloads

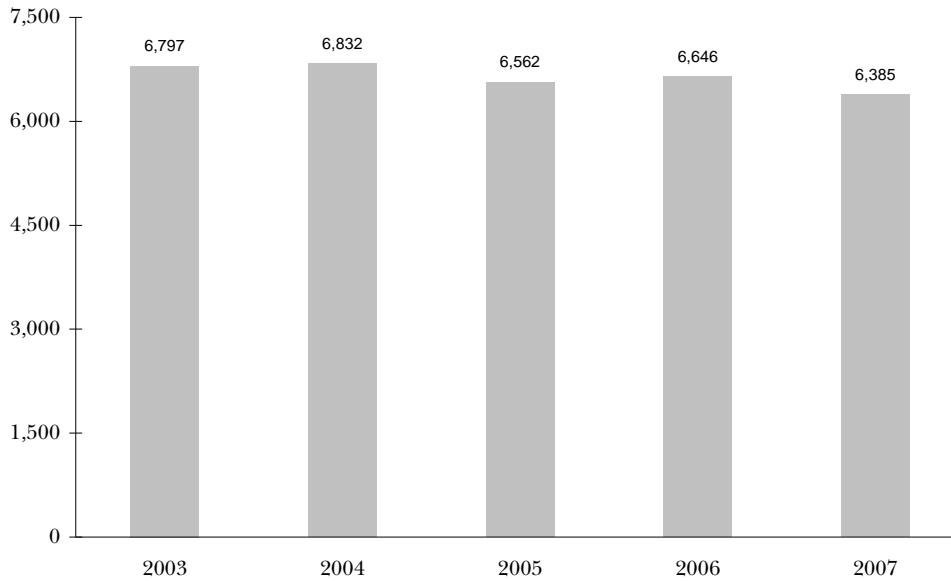
2007

County	--- Adoptions ---		Mental Illness and --- Retardation ---		Minors' --- Settlements ---		Birth Record --- Correction ---		Name --- Changes ---		Marriages -- Applications -- Granted
	Cases Filed	Cases Closed	Cases Filed	Cases Closed	Cases Filed	Cases Closed	Cases Filed	Cases Closed	Cases Filed	Cases Closed	
Mahoning	99	63	205	217	60	67	37	39	103	104	1,192
Marion	23	25	9	8	14	15	11	11	25	27	499
Medina	56	53	1	1	37	62	13	11	82	85	977
Meigs	2	3	8	0	4	3	5	5	9	6	145
Mercer	15	13	0	0	6	7	27	27	8	8	296
Miami	42	39	21	22	6	8	6	6	44	45	700
Monroe	4	9	2	2	5	2	2	2	2	2	112
Montgomery	213	243	0	32	39	47	39	37	201	210	3,308
Morgan	16	18	0	0	1	1	5	5	3	4	95
Morrow	15	3	0	0	10	6	0	4	9	14	213
Muskingum	41	45	46	45	12	15	9	9	34	29	630
Noble	3	3	0	0	3	1	1	1	2	2	79
Ottawa	22	21	2	2	5	4	4	4	9	11	271
Paulding	10	14	1	0	5	5	10	8	6	10	137
Perry	24	32	1	0	7	5	7	7	9	9	218
Pickaway	17	17	0	0	6	7	6	6	23	17	321
Pike	14	8	2	2	7	1	4	4	7	7	204
Portage	64	64	1	0	23	26	3	3	84	88	821
Preble	22	22	11	11	4	3	1	1	10	11	285
Putnam	9	12	2	2	16	14	7	7	9	8	234
Richland	62	53	31	31	23	19	11	12	21	24	877
Ross	49	50	64	63	15	15	5	4	38	32	529
Sandusky	21	17	8	7	15	15	3	3	32	28	408
Scioto	51	41	39	38	10	5	32	29	25	20	441
Seneca	11	10	13	36	7	17	7	7	12	15	337
Shelby	16	14	7	5	7	8	4	4	20	21	368
Stark	224	230	370	370	42	42	36	36	151	134	2,194
Summit	278	296	370	466	76	67	70	67	302	306	3,236
Trumbull	79	90	133	133	35	30	15	15	89	87	1,192
Tuscarawas	63	69	0	0	10	10	1	1	26	26	567
Union	23	16	3	1	5	9	1	1	11	15	299
Van Wert	16	16	2	2	4	5	3	3	11	9	238
Vinton	13	10	0	0	1	2	1	1	4	5	103
Warren	84	78	34	75	9	17	7	7	79	85	1,093
Washington	19	19	20	19	5	8	8	8	30	31	467
Wayne	51	53	6	6	14	14	14	14	31	26	730
Williams	16	12	21	21	12	14	5	5	11	14	246
Wood	35	31	4	3	26	30	5	4	62	61	761
Wyandot	7	10	3	3	0	0	3	3	10	11	181
Statewide	5,006	5,041	5,051	5,559	1,704	1,907	1,374	1,384	5,154	5,142	72,670

Courts of Common Pleas - Probate Division
 All Case Types - Statewide
 2003 - 2007



Courts of Common Pleas - Probate Division
 Adult Guardianships - Statewide
 2003 - 2007



Section H: Courts of Common Pleas
JUVENILE DIVISION



MORGAN COUNTY COURTHOUSE
McConnelsville

Photograph courtesy of: Tim Kiser

Courts of Common Pleas – Juvenile Division
 Composite Report for the Entire State
 2007

	Delinquency	Traffic	Dependency, Neglect or Abuse	Unruly	Adult	Permanent Custody Motion	Change of Custody/Visitation	Enforce/Modify Support	Parentage	U.I.F.S.A.	All Others	Total
Cases Pending Beginning of Year	19,288	6,834	7,321	3,209	2,057	1,412	10,351	17,940	7,838	344	1,205	77,799
New Cases Filed	94,466	66,411	14,934	17,199	6,454	394	11,064	21,044	11,949	1,003	2,395	247,313
Transferred In, Reactivated or Redesignated Cases	33,744	9,802	12,286	4,699	1,373	2,072	14,126	37,844	7,329	117	6,117	129,509
Total Cases	147,498	83,047	34,541	25,107	9,884	3,878	35,541	76,828	27,116	1,464	9,717	454,621
Cases Terminated By:												
Trial by Judge	1,649	323	1,818	169	244	556	922	1,797	336	7	225	8,046
Trial by Magistrate	7,126	1,677	4,429	286	255	485	5,955	8,357	1,903	207	364	31,044
Dismissal by Party, Judge or Prosecutor	18,839	9,932	4,044	5,025	2,716	285	4,482	12,266	4,309	137	624	62,659
Admission to Judge	17,697	9,500	2,279	2,602	1,716	264	2,103	4,141	1,883	78	596	42,859
Admission to Magistrate	53,568	39,180	9,866	8,858	1,379	524	5,464	17,258	3,835	335	1,113	141,380
Certification or Waiver Granted	278	X	X	X	X	X	X	X	X	X	X	278
Unavailability of Party for Trial	16,679	2,942	147	2,971	1,318	26	223	5,920	2,175	30	121	32,552
Transferred Out	5,070	6,563	215	468	15	11	232	93	43	4	35	12,749
Referred to Private Judge	X	X	X	X	X	X	0	0	2	0	0	2
Interlocutory Appeal or Order	33	1	110	0	0	17	24	12	12	0	1	210
All Other Terminations	5,860	5,868	5,149	1,657	540	783	5,219	10,504	6,310	340	1,906	44,136
Total Terminations	126,799	75,986	28,057	22,036	8,183	2,951	24,624	60,348	20,808	1,138	4,985	375,915
Cases Pending End of Year	20,699	7,061	6,484	3,071	1,701	927	10,917	16,480	6,308	326	4,732	78,706
Time Guideline (Months)	6	3	3	3	6	9	9	12	12	3	6	X
Cases Pending End of Year Beyond Time Guideline	1,455	1,124	1,470	606	316	113	1,546	612	500	82	264	8,088
Number of Informal Cases (All Case Types)	32,122											

Note: "X" indicates data not applicable

Courts of Common Pleas – Juvenile Division

Overall Caseloads

2007

New Filings, Transfers,

----- Population ----- ----- and Reactivations ----- ----- Terminations -----

County	Judges	Total	Per Judge	Total	Per Judge	Per 1,000 Population	Total	Per Judge	Per 1,000 Population	Clearance Rate
The judges of the following counties have juvenile division jurisdiction exclusively										
Butler	2	332,807	166,404	11,024	5,512	33	14,594	7,297	44	132%
Cuyahoga	6	1,393,978	232,330	63,658	10,610	46	62,908	10,485	45	99%
Erie	1	79,551	79,551	5,722	5,722	72	5,836	5,836	73	102%
Greene	1	147,886	147,886	3,557	3,557	24	3,303	3,303	22	93%
Hamilton	2	845,303	422,652	40,204	20,102	48	42,405	21,203	50	105%
Lake	1	227,511	227,511	4,339	4,339	19	4,330	4,330	19	100%
Lucas	2	455,054	227,527	17,813	8,907	39	17,912	8,956	39	101%
Mahoning	1	257,555	257,555	5,603	5,603	22	6,099	6,099	24	109%
Montgomery	2	559,062	279,531	17,424	8,712	31	17,784	8,892	32	102%
Richland	1	128,852	128,852	3,983	3,983	31	3,825	3,825	30	96%
Summit	1	542,899	542,899	13,008	13,008	24	13,232	13,232	24	102%
The judges of the following counties also have probate division jurisdiction										
Allen	1	108,473	108,473	4,655	4,655	43	4,461	4,461	41	96%
Ashland	1	52,523	52,523	1,576	1,576	30	1,568	1,568	30	99%
Ashtabula	1	102,728	102,728	3,119	3,119	30	2,981	2,981	29	96%
Athens	1	62,223	62,223	1,658	1,658	27	1,753	1,753	28	106%
Belmont	1	70,226	70,226	1,588	1,588	23	1,602	1,602	23	101%
Brown	1	42,285	42,285	1,415	1,415	33	1,499	1,499	35	106%
Carroll	1	28,836	28,836	621	621	22	628	628	22	101%
Champaign	1	38,890	38,890	1,320	1,320	34	1,241	1,241	32	94%
Clermont	1	177,977	177,977	6,584	6,584	37	6,681	6,681	38	101%
Clinton	1	40,543	40,543	1,254	1,254	31	1,294	1,294	32	103%
Columbiana	1	112,075	112,075	2,671	2,671	24	2,744	2,744	24	103%
Coshocton	1	36,655	36,655	1,177	1,177	32	1,191	1,191	32	101%
Crawford	1	46,966	46,966	1,298	1,298	28	1,357	1,357	29	105%
Darke	1	53,309	53,309	1,027	1,027	19	1,079	1,079	20	105%
Defiance	1	39,500	39,500	1,108	1,108	28	1,132	1,132	29	102%
Delaware	1	109,989	109,989	2,714	2,714	25	2,722	2,722	25	100%
Fairfield	1	122,759	122,759	2,094	2,094	17	2,060	2,060	17	98%
Fayette	1	28,433	28,433	1,197	1,197	42	1,222	1,222	43	102%
Fulton	1	42,084	42,084	1,148	1,148	27	1,140	1,140	27	99%
Gallia	1	31,069	31,069	1,420	1,420	46	1,392	1,392	45	98%
Geauga	1	90,895	90,895	1,285	1,285	14	1,264	1,264	14	98%
Guernsey	1	40,792	40,792	1,920	1,920	47	1,792	1,792	44	93%
Hancock	1	71,295	71,295	2,042	2,042	29	2,172	2,172	30	106%
Hardin	1	31,945	31,945	1,073	1,073	34	992	992	31	92%
Harrison	1	15,856	15,856	555	555	35	585	585	37	105%
Highland	1	40,875	40,875	1,446	1,446	35	1,435	1,435	35	99%
Hocking	1	28,241	28,241	1,067	1,067	38	1,073	1,073	38	101%
Holmes	1	38,943	38,943	607	607	16	608	608	16	100%
Huron	1	59,487	59,487	1,792	1,792	30	1,794	1,794	30	100%
Jackson	1	32,641	32,641	1,029	1,029	32	1,017	1,017	31	99%
Jefferson	1	73,894	73,894	3,272	3,272	44	3,294	3,294	45	101%
Knox	1	54,500	54,500	1,583	1,583	29	1,613	1,613	30	102%
Lawrence	1	62,319	62,319	1,320	1,320	21	1,369	1,369	22	104%
Licking	1	145,491	145,491	2,678	2,678	18	2,678	2,678	18	100%
Madison	1	40,213	40,213	851	851	21	845	845	21	99%
Medina	1	151,095	151,095	2,837	2,837	19	3,024	3,024	20	107%

Courts of Common Pleas – Juvenile Division

Overall Caseloads

2007

New Filings, Transfers,

County	Judges	----- Population -----		----- and Reactivations -----			----- Terminations -----			Clearance Rate
		Total	Per Judge	Total	Per Judge	Per 1,000 Population	Total	Per Judge	Per 1,000 Population	
Meigs	1	23,072	23,072	1,145	1,145	50	1,088	1,088	47	95%
Mercer	1	40,924	40,924	1,648	1,648	40	1,622	1,622	40	98%
Miami	1	98,868	98,868	4,977	4,977	50	5,004	5,004	51	101%
Monroe	1	15,180	15,180	340	340	22	362	362	24	106%
Muskingum	1	84,585	84,585	2,225	2,225	26	2,194	2,194	26	99%
Ottawa	1	40,985	40,985	1,534	1,534	37	1,510	1,510	37	98%
Paulding	1	20,293	20,293	533	533	26	538	538	27	101%
Perry	1	34,078	34,078	843	843	25	953	953	28	113%
Pickaway	1	52,727	52,727	1,680	1,680	32	1,667	1,667	32	99%
Pike	1	27,695	27,695	740	740	27	666	666	24	90%
Portage	1	152,061	152,061	2,554	2,554	17	2,543	2,543	17	100%
Preble	1	42,337	42,337	1,752	1,752	41	1,716	1,716	41	98%
Putnam	1	34,726	34,726	997	997	29	993	993	29	100%
Ross	1	73,345	73,345	1,685	1,685	23	1,608	1,608	22	95%
Sandusky	1	61,792	61,792	2,144	2,144	35	2,043	2,043	33	95%
Scioto	1	79,195	79,195	1,072	1,072	14	1,193	1,193	15	111%
Seneca	1	58,683	58,683	1,728	1,728	29	1,631	1,631	28	94%
Shelby	1	47,910	47,910	1,817	1,817	38	1,800	1,800	38	99%
Tuscarawas	1	90,914	90,914	1,664	1,664	18	1,918	1,918	21	115%
Union	1	40,909	40,909	1,455	1,455	36	1,428	1,428	35	98%
Van Wert	1	29,659	29,659	1,385	1,385	47	1,345	1,345	45	97%
Vinton	1	12,806	12,806	446	446	35	432	432	34	97%
Warren	1	158,383	158,383	5,214	5,214	33	5,283	5,283	33	101%
Washington	1	63,251	63,251	1,407	1,407	22	1,417	1,417	22	101%
Wayne	1	111,564	111,564	2,746	2,746	25	2,755	2,755	25	100%
Williams	1	39,188	39,188	905	905	23	936	936	24	103%
Wood	1	121,065	121,065	3,994	3,994	33	4,130	4,130	34	103%
The judges of the following counties also have domestic relations division jurisdiction										
Clark	1	144,742	144,742	6,344	6,344	44	6,086	6,086	42	96%
Franklin	5	1,068,978	213,796	35,421	7,084	33	28,634	5,727	27	81%
Henry	1	29,210	29,210	835	835	29	893	893	31	107%
Stark	3	378,098	126,033	7,492	2,497	20	7,457	2,486	20	100%
Trumbull	2	225,116	112,558	5,434	2,717	24	5,345	2,673	24	98%
The judges of the following counties also have domestic relations and probate division jurisdiction										
Auglaize	1	46,611	46,611	1,062	1,062	23	1,080	1,080	23	102%
Logan	2	46,005	23,003	1,622	811	35	1,676	838	36	103%
Lorain	3	284,664	94,888	10,221	3,407	36	10,453	3,484	37	102%
Marion	2	66,217	33,109	4,950	2,475	75	4,586	2,293	69	93%
The judges of the following counties also have general, domestic relations, and probate division jurisdiction										
Adams	1	27,330	27,330	841	841	31	827	827	30	98%
Morgan	1	14,897	14,897	445	445	30	452	452	30	102%
Morrow	2	31,628	15,814	1,277	639	40	1,211	606	38	95%
Noble	1	14,058	14,058	262	262	19	252	252	18	96%
Wyandot	1	22,908	22,908	650	650	28	658	658	29	101%
Statewide	109	11,353,140	104,157	376,822	3,457	33	375,915	3,449	33	100%

All population figures based on 2000 U.S. Census

Courts of Common Pleas – Juvenile Division

Overall Terminations

2007

County	Trial by Judge	Trial by Magistrate	Dismissal	Admission to Judge	Admission to Magistrate	Certification or Waiver Granted	Unavailability of Party	Transferred Out	Private Judge	Interlocutory Appeal/Order	Other Terminations	Total Terminations
The judges of the following counties have juvenile division jurisdiction exclusively												
Butler	43	1,463	1,687	855	5,436	2	839	217	0	0	4,052	14,594
Cuyahoga	515	1,946	11,304	5,526	16,498	48	8,302	784	0	151	17,834	62,908
Erie	1	30	671	103	2,479	0	1,026	580	0	0	946	5,836
Greene	246	1,095	347	63	877	1	0	581	0	0	93	3,303
Hamilton	443	7,458	5,822	84	18,848	90	8,833	61	0	0	766	42,405
Lake	32	251	449	258	2,657	2	326	11	0	0	344	4,330
Lucas	247	3,412	4,128	435	6,205	14	2,860	9	0	0	602	17,912
Mahoning	53	1,380	1,129	420	2,302	3	258	90	0	0	464	6,099
Montgomery	28	2,817	3,100	645	9,194	19	1,523	143	0	1	314	17,784
Richland	19	138	536	324	2,439	0	71	277	0	0	21	3,825
Summit	134	923	2,407	342	7,472	20	1,237	253	0	0	444	13,232
The judges of the following counties also have probate division jurisdiction												
Allen	81	679	442	408	1,731	1	261	150	0	0	708	4,461
Ashland	326	7	78	641	1	0	63	119	0	0	333	1,568
Ashtabula	1	3	128	255	2,055	0	0	2	0	0	537	2,981
Athens	119	9	247	132	1,124	0	45	45	0	0	32	1,753
Belmont	39	205	267	683	329	0	0	54	0	0	25	1,602
Brown	63	1	240	861	60	0	0	146	0	0	128	1,499
Carroll	268	0	23	240	0	0	4	65	0	0	28	628
Champaign	0	0	255	503	10	0	8	96	0	0	369	1,241
Clermont	38	174	1,220	617	2,405	0	69	96	0	0	2,062	6,681
Clinton	47	38	220	233	589	1	13	133	0	0	20	1,294
Columbiana	13	24	372	249	1,925	0	112	45	0	0	4	2,744
Coshocton	45	91	217	261	496	0	38	33	0	0	10	1,191
Crawford	53	2	66	206	851	0	1	173	0	0	5	1,357
Darke	56	99	302	492	11	0	0	65	0	0	54	1,079
Defiance	2	0	87	692	127	1	63	159	0	0	1	1,132
Delaware	6	41	569	172	1,638	0	8	273	0	0	15	2,722
Fairfield	273	23	146	107	1,070	0	49	184	0	0	208	2,060
Fayette	331	131	73	278	11	0	2	69	0	0	327	1,222
Fulton	22	33	191	510	80	0	36	102	0	0	166	1,140
Gallia	135	248	433	478	0	0	0	37	0	0	61	1,392
Geauga	1	2	67	330	583	0	11	90	0	0	180	1,264
Guernsey	199	471	259	286	239	0	62	121	0	0	155	1,792
Hancock	39	199	229	599	854	3	62	153	0	0	34	2,172
Hardin	2	0	259	672	0	0	7	43	0	0	9	992
Harrison	153	163	43	162	18	0	0	24	0	2	20	585
Highland	695	0	292	321	0	0	87	26	0	0	14	1,435
Hocking	54	137	125	586	54	0	8	34	0	0	75	1,073
Holmes	14	0	58	346	0	0	0	86	0	0	104	608
Huron	41	14	266	839	387	0	34	138	0	0	75	1,794
Jackson	10	8	354	350	12	0	0	91	0	0	192	1,017
Jefferson	76	14	252	1,677	788	0	39	32	0	0	416	3,294
Knox	13	21	176	509	300	0	0	76	0	0	518	1,613
Lawrence	10	7	352	526	267	0	0	8	0	0	199	1,369
Licking	7	237	115	58	1,354	0	0	175	0	41	691	2,678
Madison	14	0	83	183	375	0	0	118	0	0	72	845

Courts of Common Pleas – Juvenile Division
Overall Terminations
2007

County	Trial by Judge	Trial by Magistrate	Dismissal	Admission to Judge	Admission to Magistrate	Certification or Waiver Granted	Unavailability of Party	Transferred Out	Private Judge	Interlocutory Appeal/Order	Other Terminations	Total Terminations
Medina	14	168	244	49	1,846	0	76	271	0	1	355	3,024
Meigs	263	0	134	636	0	0	0	28	1	0	26	1,088
Mercer	6	0	360	648	0	0	16	106	0	1	485	1,622
Miami	102	890	663	289	2,012	3	116	242	0	1	686	5,004
Monroe	45	0	51	246	0	0	0	14	0	0	6	362
Muskingum	189	39	330	51	1,049	1	92	165	0	4	274	2,194
Ottawa	17	26	239	877	181	0	38	130	0	0	2	1,510
Paulding	0	0	156	352	0	0	3	25	0	0	2	538
Perry	10	248	132	282	1	0	26	49	0	0	205	953
Pickaway	11	2	345	444	180	0	127	166	0	0	392	1,667
Pike	88	0	173	320	0	0	13	28	0	0	44	666
Portage	44	177	411	53	1,460	1	99	67	0	0	231	2,543
Preble	12	4	214	422	506	0	39	72	0	0	447	1,716
Putnam	12	0	250	662	0	0	6	47	0	0	16	993
Ross	2	18	419	368	570	0	0	125	0	0	106	1,608
Sandusky	6	5	338	584	773	0	0	231	0	0	106	2,043
Scioto	140	36	261	111	492	0	33	36	0	0	84	1,193
Seneca	27	122	185	101	1,023	0	11	79	0	0	83	1,631
Shelby	10	2	229	846	548	2	9	146	0	0	8	1,800
Tuscarawas	4	15	168	571	929	0	0	131	0	0	100	1,918
Union	5	19	333	148	619	0	51	169	0	0	84	1,428
Van Wert	127	335	187	480	55	0	12	138	0	0	11	1,345
Vinton	181	0	60	34	0	0	9	25	0	0	123	432
Warren	20	200	406	313	2,218	1	0	562	0	0	1,563	5,283
Washington	25	17	255	298	691	0	45	59	0	0	27	1,417
Wayne	6	297	187	414	1,257	2	31	236	0	0	325	2,755
Williams	4	0	144	496	201	0	0	75	0	0	16	936
Wood	35	47	651	1,679	1,549	0	0	169	0	0	0	4,130
The judges of the following counties also have domestic relations division jurisdiction												
Clark	434	1,389	1,492	442	1,629	18	385	282	0	0	15	6,086
Franklin	56	1,104	8,107	140	14,499	27	2,710	1,073	1	8	909	28,634
Henry	1	1	164	71	470	1	0	71	0	0	114	893
Stark	319	1,263	1,137	694	3,023	0	325	199	0	0	497	7,457
Trumbull	3	27	510	637	1,886	0	311	65	0	0	1,906	5,345
The judges of the following counties also have domestic relations and probate division jurisdiction												
Auglaize	14	0	50	844	0	0	5	167	0	0	0	1,080
Logan	65	0	121	276	956	0	4	231	0	0	23	1,676
Lorain	379	309	2,336	1,370	4,068	17	1,439	345	0	0	190	10,453
Marion	12	22	702	1,319	1,808	0	48	130	0	0	545	4,586
The judges of the following counties also have general, domestic relations, and probate division jurisdiction												
Adams	48	232	104	222	126	0	3	42	0	0	50	827
Morgan	218	0	53	89	1	0	29	6	0	0	56	452
Morrow	0	5	193	167	390	0	68	112	0	0	276	1,211
Noble	82	0	39	89	0	0	0	28	0	0	14	252
Wyandot	3	31	40	208	213	0	16	140	0	0	7	658
Statewide	8,046	31,044	62,659	42,859	141,380	278	32,552	12,749	2	210	44,136	375,915

Courts of Common Pleas – Juvenile Division
Delinquency Overall Caseloads
2007

County	Cases Pending January 1	New Filings	Reactivations and Transfers	Total Cases	Total Terminations	Clearance Rate	Cases Pending December 31	Cases Pending Beyond Time Guidelines
Adams	22	97	9	128	80	75%	48	4
Allen	120	585	330	1,035	838	92%	197	3
Ashland	137	284	73	494	378	106%	116	1
Ashtabula	592	1,097	0	1,689	1,108	101%	581	160
Athens	45	319	22	386	324	95%	62	4
Auglaize	28	250	34	312	283	100%	29	0
Belmont	109	544	3	656	558	102%	98	29
Brown	129	398	13	540	462	112%	78	6
Butler	784	3,064	264	4,112	3,622	109%	490	0
Carroll	21	105	0	126	113	108%	13	0
Champaign	56	338	38	432	370	98%	62	2
Clark	280	2,089	249	2,618	2,188	94%	430	48
Clermont	283	1,372	295	1,950	1,461	88%	489	0
Clinton	134	300	233	667	536	101%	131	4
Columbiana	45	373	9	427	362	95%	65	2
Coshocton	32	181	27	240	205	99%	35	0
Crawford	68	380	22	470	425	106%	45	1
Cuyahoga	2,364	9,340	13,221	24,925	22,235	99%	2,690	150
Darke	91	376	11	478	414	107%	64	2
Defiance	20	396	23	439	427	102%	12	0
Delaware	258	619	16	893	630	99%	263	4
Erie	226	1,691	328	2,245	2,085	103%	160	11
Fairfield	65	540	126	731	640	96%	91	1
Fayette	73	249	23	345	273	100%	72	4
Franklin	2,151	8,049	3,776	13,976	10,457	88%	3,519	300
Fulton	35	349	11	395	362	101%	33	0
Gallia	23	213	8	244	213	96%	31	0
Geauga	27	449	6	482	456	100%	26	0
Greene	153	900	0	1,053	831	92%	222	14
Guernsey	49	271	117	437	339	87%	98	0
Hamilton	1,463	14,313	5,943	21,719	20,422	101%	1,297	1
Hancock	119	400	128	647	560	106%	87	6
Hardin	139	299	30	468	278	84%	190	1
Harrison	9	86	34	129	122	102%	7	0
Henry	99	233	24	356	315	123%	41	3
Highland	52	218	83	353	309	103%	44	1
Hocking	91	491	19	601	450	88%	151	6
Holmes	24	140	1	165	147	104%	18	0
Huron	80	678	53	811	716	98%	95	6
Jackson	63	338	2	403	327	96%	76	5
Jefferson	63	291	22	376	336	107%	40	6
Knox	112	321	153	586	514	108%	72	15
Lake	423	1,211	173	1,807	1,394	101%	413	27
Lawrence	95	344	0	439	384	112%	55	3
Licking	119	702	186	1,007	903	102%	104	0
Logan	73	272	7	352	305	109%	47	5
Lorain	742	2,144	449	3,335	2,787	107%	548	0

Courts of Common Pleas – Juvenile Division
Delinquency Overall Caseloads
2007

County	Cases Pending January 1	New Filings	Reactivations and Transfers	Total Cases	Total Terminations	Clearance Rate	Cases Pending December 31	Cases Pending Beyond Time Guidelines
Lucas	1,156	5,981	1,513	8,650	7,702	103%	948	11
Madison	20	162	17	199	178	99%	21	1
Mahoning	652	977	190	1,819	1,136	97%	683	305
Marion	128	1,088	464	1,680	1,492	96%	188	4
Medina	189	1,024	28	1,241	1,033	98%	208	3
Meigs	43	231	14	288	227	93%	61	19
Mercer	33	160	162	355	320	99%	35	3
Miami	250	1,288	69	1,607	1,320	97%	287	1
Monroe	9	85	32	126	121	103%	5	0
Montgomery	531	3,872	725	5,128	4,631	101%	497	27
Morgan	19	65	8	92	88	121%	4	1
Morrow	57	185	314	556	448	90%	108	12
Muskingum	154	958	20	1,132	931	95%	201	5
Noble	16	41	10	67	44	86%	23	12
Ottawa	102	502	107	711	617	101%	94	0
Paulding	46	132	37	215	184	109%	31	2
Perry	54	170	94	318	281	106%	37	4
Pickaway	38	291	35	364	331	102%	33	4
Pike	53	142	9	204	134	89%	70	3
Portage	72	662	196	930	824	96%	106	0
Preble	75	690	93	858	760	97%	98	3
Putnam	54	272	120	446	396	101%	50	3
Richland	272	1,575	69	1,916	1,540	94%	376	8
Ross	84	555	10	649	554	98%	95	10
Sandusky	184	853	70	1,107	860	93%	247	109
Scioto	98	282	12	392	308	105%	84	13
Seneca	67	472	84	623	492	88%	131	10
Shelby	44	456	208	708	649	98%	59	0
Stark	361	2,278	452	3,091	2,555	94%	536	0
Summit	890	5,125	659	6,674	5,954	103%	720	4
Trumbull	176	1,099	214	1,489	1,369	104%	120	7
Tuscarawas	97	508	31	636	549	102%	87	0
Union	75	230	86	391	318	101%	73	4
Van Wert	35	274	71	380	355	103%	25	0
Vinton	39	151	30	220	155	86%	65	5
Warren	257	1,271	544	2,072	1,842	101%	230	7
Washington	63	324	130	517	446	98%	71	1
Wayne	195	723	33	951	783	104%	168	16
Williams	98	258	34	390	328	112%	62	0
Wood	308	1,242	118	1,668	1,458	107%	210	1
Wyandot	8	113	38	159	142	94%	17	2
Statewide	19,288	94,466	33,744	147,498	126,799	99%	20,699	1,455

Courts of Common Pleas – Juvenile Division
Delinquency Terminations
2007

County	Trial by Judge	Trial by Magistrate	Dismissal	Admission to Judge	Admission to Magistrate	Certification or Waiver Granted	Unavailability of Party	Transferred Out	Interlocutory Appeal/Order	Other Terminations	Total Terminations
Adams	24	8	23	1	11	0	0	11	0	2	80
Allen	22	53	66	41	499	1	39	29	0	88	838
Ashland	14	0	17	282	1	0	16	24	0	24	378
Ashtabula	0	2	28	123	949	0	0	0	0	6	1,108
Athens	0	0	53	39	173	0	13	24	0	22	324
Auglaize	2	0	9	218	0	0	2	52	0	0	283
Belmont	13	0	102	402	1	0	0	28	0	12	558
Brown	2	0	105	231	19	0	0	25	0	80	462
Butler	15	108	462	503	1,846	2	287	104	0	295	3,622
Carroll	1	0	7	72	0	0	0	32	0	1	113
Champaign	0	0	65	242	0	0	2	44	0	17	370
Clark	3	105	520	209	914	18	266	153	0	0	2,188
Clermont	0	4	140	472	579	0	34	76	0	156	1,461
Clinton	6	11	65	188	221	1	1	36	0	7	536
Columbiana	3	3	30	5	301	0	14	4	0	2	362
Coshocton	41	0	66	75	1	0	9	12	0	1	205
Crawford	5	0	24	76	253	0	0	66	0	1	425
Cuyahoga	185	131	2,790	4,485	7,797	48	3,821	584	32	2,362	22,235
Darke	0	0	71	298	0	0	0	29	0	16	414
Defiance	2	0	22	302	1	1	17	82	0	0	427
Delaware	0	19	156	16	232	0	7	192	0	8	630
Erie	1	6	201	71	941	0	187	210	0	468	2,085
Fairfield	4	12	47	36	398	0	22	117	0	4	640
Fayette	114	2	28	84	1	0	2	15	0	27	273
Franklin	4	124	2,817	30	5,111	27	2,021	202	0	121	10,457
Fulton	3	0	102	200	0	0	4	47	0	6	362
Gallia	5	0	41	149	0	0	0	8	0	10	213
Geauga	1	0	26	285	60	0	2	81	0	1	456
Greene	3	299	27	0	256	1	0	231	0	14	831
Guernsey	16	1	20	146	90	0	0	38	0	28	339
Hamilton	313	5,201	1,748	64	6,933	90	5,809	19	0	245	20,422
Hancock	6	0	33	352	120	3	5	41	0	0	560
Hardin	0	0	14	252	0	0	0	12	0	0	278
Harrison	50	0	9	51	0	0	0	9	0	3	122
Henry	0	0	77	26	190	1	0	20	0	1	315
Highland	172	0	46	70	0	0	6	14	0	1	309
Hocking	24	1	79	272	39	0	2	21	0	12	450
Holmes	0	0	19	87	0	0	0	33	0	8	147
Huron	18	1	156	252	219	0	12	54	0	4	716
Jackson	0	0	108	183	1	0	0	32	0	3	327
Jefferson	66	0	37	190	1	0	1	7	0	34	336
Knox	3	2	77	217	162	0	0	25	0	28	514
Lake	4	9	154	147	916	2	138	6	0	18	1,394
Lawrence	7	1	120	175	46	0	0	1	0	34	384
Licking	3	28	66	25	640	0	0	72	0	69	903
Logan	42	0	36	29	141	0	3	46	0	8	305
Lorain	99	86	185	355	1,636	17	324	70	0	15	2,787

Courts of Common Pleas – Juvenile Division
Delinquency Terminations
2007

County	Trial by Judge	Trial by Magistrate	Dismissal	Admission to Judge	Admission to Magistrate	Certification or Waiver Granted	Unavailability of Party	Transferred Out	Interlocutory Appeal/Order	Other Terminations	Total Terminations
Lucas	40	77	2,260	148	3,586	14	1,402	2	0	173	7,702
Madison	3	0	17	34	100	0	0	13	0	11	178
Mahoning	13	18	367	10	533	3	124	45	0	23	1,136
Marion	1	8	73	14	1,081	0	1	26	0	288	1,492
Medina	3	13	91	8	871	0	5	38	0	4	1,033
Meigs	3	0	34	170	0	0	0	13	0	7	227
Mercer	1	0	71	163	0	0	1	18	0	66	320
Miami	1	4	123	185	824	3	37	87	0	56	1,320
Monroe	10	0	9	99	0	0	0	3	0	0	121
Montgomery	10	59	941	237	2,507	19	684	99	1	74	4,631
Morgan	44	0	14	26	0	0	1	2	0	1	88
Morrow	0	1	60	49	130	0	30	31	0	147	448
Muskingum	0	8	78	12	684	1	68	80	0	0	931
Noble	5	0	4	24	0	0	0	10	0	1	44
Ottawa	0	1	129	404	18	0	0	63	0	2	617
Paulding	0	0	29	145	0	0	1	9	0	0	184
Perry	6	0	15	192	0	0	1	34	0	33	281
Pickaway	3	0	79	187	3	0	4	44	0	11	331
Pike	1	0	42	85	0	0	0	5	0	1	134
Portage	30	45	263	41	290	1	23	63	0	68	824
Preble	0	0	144	174	367	0	37	29	0	9	760
Putnam	0	0	60	319	0	0	0	11	0	6	396
Richland	5	27	254	211	882	0	20	128	0	13	1,540
Ross	0	8	70	151	283	0	0	40	0	2	554
Sandusky	4	4	179	166	408	0	0	79	0	20	860
Scioto	16	0	62	68	118	0	28	10	0	6	308
Seneca	1	1	23	17	395	0	1	28	0	26	492
Shelby	3	1	83	381	100	2	7	70	0	2	649
Stark	14	134	445	113	1,532	0	190	118	0	9	2,555
Summit	17	167	831	117	3,665	20	719	196	0	222	5,954
Trumbull	2	16	105	15	989	0	206	5	0	31	1,369
Tuscarawas	2	0	68	456	0	0	0	23	0	0	549
Union	3	4	56	57	146	0	2	27	0	23	318
Van Wert	18	0	28	252	0	0	0	55	0	2	355
Vinton	69	0	26	15	0	0	0	18	0	27	155
Warren	8	54	87	81	1,179	1	0	230	0	202	1,842
Washington	1	1	69	133	215	0	10	8	0	9	446
Wayne	3	255	67	4	356	2	8	71	0	17	783
Williams	3	0	67	215	23	0	0	15	0	5	328
Wood	9	3	321	387	584	0	0	154	0	0	1,458
Wyandot	1	0	1	104	0	0	3	32	0	1	142
Statewide	1,649	7,126	18,839	17,697	53,568	278	16,679	5,070	33	5,860	126,799

Courts of Common Pleas – Juvenile Division
Traffic Overall Caseloads
2007

County	Cases Pending January 1	New Filings	Reactivations and Transfers	Total Cases	Total Terminations	Clearance Rate	Cases Pending December 31	Cases Pending Beyond Time Guidelines
Adams	21	210	2	233	220	104%	13	3
Allen	31	737	88	856	824	100%	32	2
Ashland	11	344	73	428	418	100%	10	2
Ashtabula	97	609	0	706	595	98%	111	74
Athens	22	273	20	315	299	102%	16	0
Auglaize	24	386	100	510	480	99%	30	0
Belmont	21	155	0	176	169	109%	7	1
Brown	41	375	8	424	385	101%	39	3
Butler	734	1,963	148	2,845	2,484	118%	361	0
Carroll	11	201	0	212	206	102%	6	0
Champaign	27	241	20	288	258	99%	30	5
Clark	167	730	32	929	803	105%	126	27
Clermont	123	1,410	1	1,534	1,415	100%	119	0
Clinton	33	278	32	343	311	100%	32	3
Columbiana	61	447	5	513	457	101%	56	8
Coshocton	16	129	27	172	163	104%	9	0
Crawford	57	328	21	406	365	105%	41	0
Cuyahoga	712	7,779	4,936	13,427	11,827	93%	1,600	476
Darke	62	355	4	421	365	102%	56	3
Defiance	18	250	45	313	305	103%	8	0
Delaware	40	720	188	948	948	104%	0	5
Erie	55	848	11	914	844	98%	70	2
Fairfield	26	904	117	1,047	1,016	100%	31	0
Fayette	36	222	5	263	241	106%	22	0
Franklin	632	5,391	806	6,829	6,052	98%	777	240
Fulton	22	272	45	339	325	103%	14	0
Gallia	25	242	11	278	257	102%	21	3
Geauga	26	592	5	623	582	97%	41	0
Greene	69	1,059	0	1,128	1,029	97%	99	8
Guernsey	17	309	14	340	327	101%	13	0
Hamilton	283	4,492	335	5,110	4,881	101%	229	5
Hancock	60	485	59	604	569	105%	35	2
Hardin	117	162	26	305	171	91%	134	1
Harrison	3	73	25	101	101	103%	0	0
Henry	22	193	3	218	206	105%	12	1
Highland	47	209	75	331	288	101%	43	4
Hocking	29	198	11	238	204	98%	34	0
Holmes	13	251	1	265	253	100%	12	0
Huron	44	450	105	599	564	102%	35	3
Jackson	31	298	0	329	295	99%	34	12
Jefferson	33	447	16	496	467	101%	29	2
Knox	16	323	35	374	347	97%	27	7
Lake	73	1,418	23	1,514	1,471	102%	43	6
Lawrence	29	360	5	394	360	99%	34	5
Licking	36	814	3	853	814	100%	39	0
Logan	38	394	48	480	447	101%	33	2
Lorain	241	1,813	102	2,156	2,026	106%	130	0

Courts of Common Pleas – Juvenile Division
Traffic Overall Caseloads
2007

County	Cases Pending January 1	New Filings	Reactivations and Transfers	Total Cases	Total Terminations	Clearance Rate	Cases Pending December 31	Cases Pending Beyond Time Guidelines
Lucas	226	2,539	214	2,979	2,763	100%	216	10
Madison	14	335	39	388	378	101%	10	1
Mahoning	304	1,364	174	1,842	1,649	107%	193	29
Marion	45	657	9	711	568	85%	143	8
Medina	68	1,259	12	1,339	1,240	98%	99	1
Meigs	6	131	2	139	126	95%	13	3
Mercer	28	347	226	601	561	98%	40	4
Miami	50	660	45	755	719	102%	36	2
Monroe	3	49	9	61	59	102%	2	0
Montgomery	159	3,036	223	3,418	3,221	99%	197	12
Morgan	4	43	1	48	46	105%	2	1
Morrow	28	287	35	350	315	98%	35	6
Muskingum	56	467	37	560	508	101%	52	5
Noble	3	54	24	81	77	99%	4	0
Ottawa	20	276	44	340	310	97%	30	0
Paulding	43	132	34	209	158	95%	51	27
Perry	26	133	26	185	170	107%	15	1
Pickaway	42	342	70	454	433	105%	21	3
Pike	86	180	2	268	182	100%	86	3
Portage	53	819	43	915	864	100%	51	0
Preble	28	205	6	239	235	111%	4	2
Putnam	37	190	100	327	287	99%	40	2
Richland	53	960	12	1,025	994	102%	31	2
Ross	71	470	6	547	450	95%	97	28
Sandusky	28	603	4	635	605	100%	30	5
Scioto	48	356	34	438	409	105%	29	5
Seneca	32	270	77	379	339	98%	40	2
Shelby	25	344	73	442	406	97%	36	3
Stark	168	1,506	24	1,698	1,676	110%	22	0
Summit	243	2,649	176	3,068	2,783	99%	285	0
Trumbull	65	789	17	871	780	97%	91	35
Tuscarawas	67	479	54	600	547	103%	53	0
Union	22	301	66	389	367	100%	22	3
Van Wert	24	279	29	332	316	103%	16	0
Vinton	17	87	18	122	100	95%	22	0
Warren	69	1,230	125	1,424	1,359	100%	65	3
Washington	38	334	1	373	343	102%	30	0
Wayne	75	654	2	731	669	102%	62	1
Williams	26	285	33	344	320	101%	24	0
Wood	63	966	9	1,038	974	100%	64	2
Wyandot	19	205	31	255	246	104%	9	0
Statewide	6,834	66,411	9,802	83,047	75,986	100%	7,061	1,124

Courts of Common Pleas – Juvenile Division
Traffic Terminations
2007

County	Trial by Judge	Trial by Magistrate	Dismissal	Admission to Judge	Admission to Magistrate	Unavailability of Party	Transferred Out	Interlocutory Appeal/Order	Other Terminations	Total Terminations
Adams	2	31	19	35	101	0	31	0	1	220
Allen	0	23	21	164	491	4	114	0	7	824
Ashland	12	0	7	304	0	1	93	0	1	418
Ashtabula	0	1	66	25	497	0	1	0	5	595
Athens	0	1	35	60	184	0	19	0	0	299
Auglaize	3	0	6	377	0	0	94	0	0	480
Belmont	5	0	9	131	0	0	23	0	1	169
Brown	0	1	10	232	23	0	119	0	0	385
Butler	0	162	105	28	1,720	91	92	0	286	2,484
Carroll	3	0	1	144	0	0	33	0	25	206
Champaign	0	0	29	185	0	0	42	0	2	258
Clark	0	0	148	0	516	28	111	0	0	803
Clermont	33	7	460	67	830	0	18	0	0	1,415
Clinton	1	2	19	14	179	0	95	0	1	311
Columbiana	0	3	12	0	407	1	34	0	0	457
Coshocton	0	0	2	142	0	0	19	0	0	163
Crawford	0	1	8	16	260	1	79	0	0	365
Cuyahoga	0	219	3,843	112	2,286	1,393	91	1	3,882	11,827
Darke	0	0	167	150	0	0	36	0	12	365
Defiance	0	0	4	214	0	19	68	0	0	305
Delaware	0	0	25	84	779	0	59	0	1	948
Erie	0	5	38	0	375	1	318	0	107	844
Fairfield	50	11	16	58	670	16	65	0	130	1,016
Fayette	1	0	14	143	3	0	50	0	30	241
Franklin	0	48	1,065	2	3,837	375	588	0	137	6,052
Fulton	3	0	13	251	0	4	54	0	0	325
Gallia	7	0	112	113	0	0	23	0	2	257
Geauga	0	2	9	3	520	0	6	0	42	582
Greene	0	39	13	61	570	0	346	0	0	1,029
Guernsey	5	5	4	114	112	0	80	0	7	327
Hamilton	7	695	300	1	3,536	293	31	0	18	4,881
Hancock	0	0	19	66	377	8	99	0	0	569
Hardin	0	0	67	78	0	0	20	0	6	171
Harrison	5	0	12	68	2	0	14	0	0	101
Henry	0	1	10	10	117	0	51	0	17	206
Highland	73	0	16	190	0	1	7	0	1	288
Hocking	3	0	8	182	0	0	11	0	0	204
Holmes	1	0	1	203	0	0	48	0	0	253
Huron	10	0	22	459	3	0	69	0	1	564
Jackson	0	0	135	109	0	0	47	0	4	295
Jefferson	0	1	43	267	131	1	23	0	1	467
Knox	1	0	12	204	77	0	48	0	5	347
Lake	1	10	22	31	1,389	13	4	0	1	1,471
Lawrence	1	5	41	142	150	0	6	0	15	360
Licking	1	11	12	0	679	0	103	0	8	814
Logan	9	0	37	174	71	1	155	0	0	447
Lorain	4	31	81	0	1,602	74	233	0	1	2,026
Lucas	1	3	9	205	2,329	175	7	0	34	2,763

Courts of Common Pleas – Juvenile Division
Traffic Terminations
2007

County	Trial by Judge	Trial by Magistrate	Dismissal	Admission to Judge	Admission to Magistrate	Unavailability of Party	Transferred Out	Interlocutory Appeal/Order	Other Terminations	Total Terminations
Madison	4	0	11	55	201	0	103	0	4	378
Mahoning	0	40	188	379	756	32	39	0	215	1,649
Marion	0	4	10	30	427	0	97	0	0	568
Medina	0	19	18	0	707	1	228	0	267	1,240
Meigs	1	0	12	97	0	0	13	0	3	126
Mercer	0	0	180	209	0	0	64	0	108	561
Miami	1	9	81	18	473	3	130	0	4	719
Monroe	3	0	2	44	0	0	10	0	0	59
Montgomery	0	38	138	22	2,746	195	30	0	52	3,221
Morgan	2	0	4	37	0	0	3	0	0	46
Morrow	0	3	43	37	144	6	71	0	11	315
Muskingum	0	23	159	33	222	12	59	0	0	508
Noble	1	0	0	57	0	0	18	0	1	77
Ottawa	2	1	13	227	8	0	59	0	0	310
Paulding	0	0	89	54	0	0	15	0	0	158
Perry	2	0	9	22	0	0	14	0	123	170
Pickaway	8	2	96	199	9	4	115	0	0	433
Pike	2	0	32	129	0	0	19	0	0	182
Portage	0	3	27	1	820	10	3	0	0	864
Preble	0	0	6	152	5	2	38	0	32	235
Putnam	0	0	139	118	0	0	29	0	1	287
Richland	4	46	77	8	716	4	137	0	2	994
Ross	0	3	224	41	99	0	81	0	2	450
Sandusky	1	0	18	340	66	0	138	0	42	605
Scioto	0	1	122	2	257	1	26	0	0	409
Seneca	0	0	12	43	228	0	49	0	7	339
Shelby	4	1	8	235	89	0	66	0	3	406
Stark	1	50	128	152	1,154	32	76	0	83	1,676
Summit	0	58	665	86	1,793	123	46	0	12	2,783
Trumbull	0	0	24	0	680	16	59	0	1	780
Tuscarawas	0	0	6	0	435	0	106	0	0	547
Union	0	0	14	5	224	1	118	0	5	367
Van Wert	24	0	86	145	0	0	61	0	0	316
Vinton	18	0	11	13	0	0	6	0	52	100
Warren	1	46	13	32	900	0	321	0	46	1,359
Washington	0	2	19	44	231	0	47	0	0	343
Wayne	0	7	2	0	518	0	141	0	1	669
Williams	1	0	36	204	21	0	58	0	0	320
Wood	1	2	81	593	293	0	4	0	0	974
Wyandot	0	1	2	19	135	0	89	0	0	246
Statewide	323	1,677	9,932	9,500	39,180	2,942	6,563	1	5,868	75,986

Courts of Common Pleas – Juvenile Division
 Dependency, Neglect and Abuse Overall Caseloads
 2007

County	Cases Pending January 1	New Filings	Reactivations and Transfers	Total Cases	Total Terminations	Clearance Rate	Cases Pending December 31	Cases Pending Beyond Time Guidelines
Adams	36	69	5	110	79	107%	31	9
Allen	102	228	287	617	451	88%	166	21
Ashland	20	34	55	109	82	92%	27	2
Ashtabula	275	110	1	386	49	44%	337	313
Athens	20	87	12	119	88	89%	31	3
Auglaize	5	3	0	8	7	233%	1	0
Belmont	6	98	0	104	97	99%	7	0
Brown	36	67	1	104	84	124%	20	11
Butler	727	634	45	1,406	1,104	163%	302	0
Carroll	6	28	20	54	46	96%	8	0
Champaign	5	21	3	29	23	96%	6	0
Clark	69	233	107	409	332	98%	77	21
Clermont	55	119	4	178	143	116%	35	0
Clinton	16	32	3	51	37	106%	14	1
Columbiana	62	233	45	340	273	98%	67	0
Coshocton	6	32	5	43	36	97%	7	0
Crawford	5	124	3	132	120	94%	12	0
Cuyahoga	1,168	1,473	8,576	11,217	9,948	99%	1,269	491
Darke	25	39	2	66	56	137%	10	0
Defiance	31	45	4	80	61	124%	19	6
Delaware	86	150	0	236	140	93%	96	3
Erie	32	110	36	178	148	101%	30	0
Fairfield	17	167	98	282	264	100%	18	0
Fayette	20	46	2	68	52	108%	16	11
Franklin	767	2,994	446	4,207	4,037	117%	170	134
Fulton	6	25	8	39	38	115%	1	0
Gallia	21	63	5	89	62	91%	27	13
Geauga	4	27	1	32	27	96%	5	0
Greene	37	131	0	168	122	93%	46	5
Guernsey	22	37	63	122	100	100%	22	0
Hamilton	1,300	749	325	2,374	887	83%	1,487	16
Hancock	2	54	0	56	39	72%	17	0
Hardin	41	30	11	82	16	39%	66	0
Harrison	23	19	39	81	81	140%	0	0
Henry	6	22	6	34	26	93%	8	4
Highland	10	77	15	102	88	96%	14	0
Hocking	37	47	1	85	73	152%	12	2
Holmes	3	39	0	42	37	95%	5	0
Huron	18	114	0	132	122	107%	10	3
Jackson	12	34	2	48	40	111%	8	1
Jefferson	22	43	95	160	140	101%	20	9
Knox	20	62	9	91	79	111%	12	6
Lake	28	200	24	252	221	99%	31	0
Lawrence	9	72	0	81	65	90%	16	0
Licking	70	185	367	622	545	99%	77	0
Logan	11	73	22	106	93	98%	13	2
Lorain	70	269	21	360	313	108%	47	0

Courts of Common Pleas – Juvenile Division
 Dependency, Neglect and Abuse Overall Caseloads
 2007

County	Cases Pending January 1	New Filings	Reactivations and Transfers	Total Cases	Total Terminations	Clearance Rate	Cases Pending December 31	Cases Pending Beyond Time Guidelines
Lucas	84	466	22	572	517	106%	55	3
Madison	5	28	4	37	29	91%	8	3
Mahoning	140	259	62	461	289	90%	172	80
Marion	47	137	52	236	165	87%	71	45
Medina	9	45	1	55	51	111%	4	0
Meigs	23	66	1	90	76	113%	14	5
Mercer	24	23	104	151	136	107%	15	3
Miami	14	57	0	71	63	111%	8	0
Monroe	12	51	27	90	77	99%	13	1
Montgomery	272	691	6	969	745	107%	224	23
Morgan	1	5	0	6	6	120%	0	0
Morrow	17	7	49	73	61	109%	12	1
Muskingum	38	192	12	242	195	96%	47	14
Noble	8	7	13	28	16	80%	12	6
Ottawa	9	36	19	64	45	82%	19	4
Paulding	5	11	9	25	19	95%	6	3
Perry	12	34	9	55	45	105%	10	5
Pickaway	19	44	41	104	93	109%	11	4
Pike	25	34	21	80	50	91%	30	7
Portage	20	133	1	154	134	100%	20	0
Preble	23	49	5	77	67	124%	10	7
Putnam	10	14	10	34	29	121%	5	0
Richland	49	131	1	181	136	103%	45	7
Ross	52	140	0	192	114	81%	78	31
Sandusky	20	56	14	90	80	114%	10	2
Scioto	220	141	50	411	261	137%	150	39
Seneca	30	70	9	109	64	81%	45	21
Shelby	12	83	1	96	63	75%	33	6
Stark	178	301	314	793	668	109%	125	0
Summit	343	1,191	170	1,704	1,411	104%	293	4
Trumbull	58	228	95	381	298	92%	83	45
Tuscarawas	33	50	0	83	73	146%	10	0
Union	15	118	11	144	114	88%	30	13
Van Wert	3	33	74	110	103	96%	7	0
Vinton	4	30	7	41	39	105%	2	0
Warren	13	55	8	76	64	102%	12	0
Washington	7	42	1	50	45	105%	5	1
Wayne	28	185	0	213	193	104%	20	0
Williams	11	48	5	64	60	113%	4	0
Wood	59	88	283	430	384	104%	46	0
Wyandot	0	7	1	8	8	100%	0	0
Statewide	7,321	14,934	12,286	34,541	28,057	103%	6,484	1,470

Courts of Common Pleas – Juvenile Division
 Dependency, Neglect and Abuse Terminations
 2007

County	Trial by Judge	Trial by Magistrate	Dismissal	Admission to Judge	Admission to Magistrate	Unavailability of Party	Transferred Out	Interlocutory Appeal/Order	Other Terminations	Total Terminations
Adams	4	49	15	0	4	0	0	0	7	79
Allen	17	319	38	0	3	3	1	0	70	451
Ashland	41	0	3	18	0	0	0	0	20	82
Ashtabula	0	0	5	0	5	0	0	0	39	49
Athens	74	0	4	9	0	0	0	0	1	88
Auglaize	0	0	1	6	0	0	0	0	0	7
Belmont	1	15	20	7	53	0	0	0	1	97
Brown	40	0	24	16	4	0	0	0	0	84
Butler	14	316	123	28	399	29	0	0	195	1,104
Carroll	25	0	1	20	0	0	0	0	0	46
Champaign	0	0	3	0	0	0	0	0	20	23
Clark	300	8	11	10	1	1	0	0	1	332
Clermont	1	12	13	2	51	0	0	0	64	143
Clinton	25	1	11	0	0	0	0	0	0	37
Columbiana	0	14	79	23	151	1	4	0	1	273
Coshocton	2	0	15	17	0	2	0	0	0	36
Crawford	35	0	10	74	0	0	1	0	0	120
Cuyahoga	147	659	699	287	4,769	34	59	65	3,229	9,948
Darke	51	2	0	1	0	0	0	0	2	56
Defiance	0	0	19	42	0	0	0	0	0	61
Delaware	6	5	59	44	25	0	0	0	1	140
Erie	0	6	17	5	73	46	0	0	1	148
Fairfield	173	0	60	0	0	0	1	0	30	264
Fayette	22	0	7	13	0	0	0	0	10	52
Franklin	6	16	1,409	1	2,370	4	40	0	191	4,037
Fulton	0	3	3	21	0	0	0	0	11	38
Gallia	24	0	37	0	0	0	1	0	0	62
Geauga	0	0	0	1	0	0	2	0	24	27
Greene	5	93	22	0	0	0	2	0	0	122
Guernsey	45	0	7	0	0	0	1	0	47	100
Hamilton	0	414	257	0	201	0	0	0	15	887
Hancock	7	0	6	26	0	0	0	0	0	39
Hardin	0	0	2	14	0	0	0	0	0	16
Harrison	72	0	0	9	0	0	0	0	0	81
Henry	0	0	14	9	2	0	0	0	1	26
Highland	63	0	21	0	0	1	2	0	1	88
Hocking	2	12	1	42	5	0	1	0	10	73
Holmes	6	0	4	21	0	0	2	0	4	37
Huron	11	0	22	84	2	0	3	0	0	122
Jackson	10	1	13	10	0	0	0	0	6	40
Jefferson	0	1	2	109	26	0	0	0	2	140
Knox	7	1	25	32	1	0	0	0	13	79
Lake	2	18	39	0	6	15	0	0	141	221
Lawrence	2	0	11	50	1	0	0	0	1	65
Licking	1	160	13	0	4	0	0	41	326	545
Logan	3	0	7	53	0	0	25	0	5	93
Lorain	2	62	26	4	189	0	19	0	11	313

Courts of Common Pleas – Juvenile Division
Dependency, Neglect and Abuse Terminations
2007

County	Trial by Judge	Trial by Magistrate	Dismissal	Admission to Judge	Admission to Magistrate	Unavailability of Party	Transferred Out	Interlocutory Appeal/Order	Other Terminations	Total Terminations
Lucas	20	426	29	0	0	0	0	0	42	517
Madison	1	0	6	15	0	0	0	0	7	29
Mahoning	2	230	38	0	2	4	2	0	11	289
Marion	0	0	46	119	0	0	0	0	0	165
Medina	10	0	7	33	1	0	0	0	0	51
Meigs	52	0	18	1	0	0	0	0	5	76
Mercer	2	0	33	61	0	1	2	0	37	136
Miami	0	25	2	0	35	0	0	0	1	63
Monroe	11	0	12	52	0	0	0	0	2	77
Montgomery	2	587	63	9	76	1	0	0	7	745
Morgan	3	0	3	0	0	0	0	0	0	6
Morrow	0	0	0	32	5	0	1	0	23	61
Muskingum	134	0	28	4	0	0	14	4	11	195
Noble	7	0	4	0	0	0	0	0	5	16
Ottawa	0	0	12	30	3	0	0	0	0	45
Paulding	0	0	1	18	0	0	0	0	0	19
Perry	0	2	4	31	0	0	1	0	7	45
Pickaway	0	0	16	7	48	2	1	0	19	93
Pike	31	0	6	6	0	0	0	0	7	50
Portage	0	28	13	0	92	0	0	0	1	134
Preble	1	0	12	45	0	0	0	0	9	67
Putnam	0	0	2	27	0	0	0	0	0	29
Richland	2	23	25	0	82	0	0	0	4	136
Ross	0	4	26	0	84	0	0	0	0	114
Sandusky	0	0	17	1	54	0	0	0	8	80
Scioto	86	28	39	7	62	0	0	0	39	261
Seneca	10	2	18	22	12	0	0	0	0	64
Shelby	0	0	8	42	12	0	1	0	0	63
Stark	62	352	39	70	64	0	0	0	81	668
Summit	11	466	178	23	673	2	4	0	54	1,411
Trumbull	0	1	9	76	2	0	0	0	210	298
Tuscarawas	0	15	5	3	29	0	1	0	20	73
Union	0	4	42	13	39	0	11	0	5	114
Van Wert	70	3	15	12	0	0	1	0	2	103
Vinton	27	0	6	0	0	0	0	0	6	39
Warren	1	45	2	0	0	0	0	0	16	64
Washington	4	0	12	26	0	0	3	0	0	45
Wayne	0	0	35	129	22	1	1	0	5	193
Williams	0	0	8	48	0	0	0	0	4	60
Wood	23	1	27	201	124	0	8	0	0	384
Wyandot	0	0	0	8	0	0	0	0	0	8
Statewide	1,818	4,429	4,044	2,279	9,866	147	215	110	5,149	28,057

Courts of Common Pleas – Juvenile Division
Unruly Overall Caseloads
2007

County	Cases Pending January 1	New Filings	Reactivations and Transfers	Total Cases	Total Terminations	Clearance Rate	Cases Pending December 31	Cases Pending Beyond Time Guidelines
Adams	2	13	1	16	11	79%	5	1
Allen	18	120	21	159	142	101%	17	0
Ashland	6	17	12	35	30	103%	5	0
Ashtabula	341	554	0	895	605	109%	290	140
Athens	10	58	7	75	64	98%	11	2
Auglaize	8	83	9	100	97	105%	3	0
Belmont	19	123	0	142	123	100%	19	11
Brown	15	62	2	79	69	108%	10	0
Butler	119	948	65	1,132	1,087	107%	45	0
Carroll	1	10	0	11	6	60%	5	0
Champaign	11	117	4	132	122	101%	10	0
Clark	33	384	37	454	362	86%	92	15
Clermont	10	137	7	154	119	83%	35	0
Clinton	9	42	19	70	60	98%	10	2
Columbiana	6	89	3	98	88	96%	10	3
Coshocton	2	37	0	39	37	100%	2	0
Crawford	34	169	21	224	206	108%	18	2
Cuyahoga	173	751	1,188	2,112	1,922	99%	190	36
Darke	1	14	0	15	10	71%	5	1
Defiance	13	139	1	153	145	104%	8	0
Delaware	76	191	1	268	161	84%	107	6
Erie	79	706	255	1,040	985	102%	55	12
Fairfield	1	3	2	6	6	120%	0	0
Fayette	22	112	22	156	132	99%	24	6
Franklin	170	729	275	1,174	916	91%	258	56
Fulton	3	71	1	75	58	81%	17	0
Gallia	5	148	6	159	148	96%	11	0
Geauga	1	89	3	93	82	89%	11	0
Greene	5	83	0	88	79	95%	9	0
Guernsey	13	43	30	86	75	103%	11	0
Hamilton	123	1,547	952	2,622	2,459	98%	163	0
Hancock	29	175	22	226	214	109%	12	2
Hardin	38	83	7	128	72	80%	56	0
Harrison	4	43	3	50	47	102%	3	0
Henry	7	14	1	22	17	113%	5	0
Highland	21	118	36	175	162	105%	13	1
Hocking	15	91	1	107	105	114%	2	2
Holmes	13	45	0	58	49	109%	9	5
Huron	15	119	6	140	130	104%	10	3
Jackson	21	104	1	126	109	104%	17	4
Jefferson	39	178	7	224	187	101%	37	10
Knox	26	86	20	132	114	108%	18	11
Lake	65	459	50	574	484	95%	90	7
Lawrence	50	294	0	344	299	102%	45	2
Licking	8	53	8	69	58	95%	11	0
Logan	26	148	0	174	150	101%	24	6
Lorain	31	202	31	264	240	103%	24	0

Courts of Common Pleas – Juvenile Division
Unruly Overall Caseloads
2007

County	Cases Pending January 1	New Filings	Reactivations and Transfers	Total Cases	Total Terminations	Clearance Rate	Cases Pending December 31	Cases Pending Beyond Time Guidelines
Lucas	15	394	324	733	725	101%	8	0
Madison	0	98	5	103	100	97%	3	0
Mahoning	220	382	37	639	413	99%	226	148
Marion	61	377	107	545	514	106%	31	6
Medina	43	191	3	237	198	102%	39	6
Meigs	34	94	4	132	106	108%	26	20
Mercer	13	83	87	183	171	101%	12	3
Miami	31	327	55	413	369	97%	44	2
Monroe	0	19	2	21	20	95%	1	0
Montgomery	380	1,739	490	2,609	2,417	108%	192	13
Morgan	3	8	0	11	8	100%	3	1
Morrow	26	82	95	203	176	99%	27	4
Muskingum	45	188	1	234	212	112%	22	2
Noble	6	8	0	14	9	113%	5	0
Ottawa	9	82	11	102	91	98%	11	0
Paulding	5	18	3	26	25	119%	1	0
Perry	11	29	11	51	45	113%	6	2
Pickaway	6	62	5	73	61	91%	12	3
Pike	9	68	3	80	57	80%	23	2
Portage	1	48	9	58	51	89%	7	0
Preble	9	55	10	74	62	95%	12	2
Putnam	8	53	5	66	61	105%	5	0
Richland	34	366	7	407	347	93%	60	4
Ross	24	111	3	138	125	110%	13	2
Sandusky	30	94	18	142	99	88%	43	25
Scioto	150	36	0	186	43	119%	143	1
Seneca	28	153	17	198	170	100%	28	3
Shelby	4	65	11	80	72	95%	8	5
Stark	20	321	39	380	337	94%	43	0
Summit	89	730	51	870	789	101%	81	0
Trumbull	22	168	90	280	273	106%	7	1
Tuscarawas	21	108	3	132	116	105%	16	0
Union	15	120	19	154	136	98%	18	2
Van Wert	1	85	5	91	82	91%	9	0
Vinton	10	14	1	25	22	147%	3	0
Warren	15	144	11	170	166	107%	4	0
Washington	24	150	0	174	163	109%	11	0
Wayne	14	119	3	136	123	101%	13	2
Williams	2	16	4	22	20	100%	2	0
Wood	26	137	6	169	153	107%	16	1
Wyandot	8	56	7	71	66	105%	5	0
Statewide	3,209	17,199	4,699	25,107	22,036	101%	3,071	606

Courts of Common Pleas – Juvenile Division
Unruly Terminations
2007

County	Trial by Judge	Trial by Magistrate	Dismissal	Admission to Judge	Admission to Magistrate	Unavailability of Party	Transferred Out	Interlocutory Appeal/Order	Other Terminations	Total Terminations
Adams	2	3	2	1	3	0	0	0	0	11
Allen	1	6	23	3	90	4	5	0	10	142
Ashland	5	0	0	21	0	1	0	0	3	30
Ashtabula	0	0	11	35	559	0	0	0	0	605
Athens	2	0	14	2	36	1	2	0	7	64
Auglaize	0	0	10	67	0	2	18	0	0	97
Belmont	0	0	13	109	0	0	0	0	1	123
Brown	6	0	17	29	2	0	2	0	13	69
Butler	0	7	184	2	652	51	16	0	175	1,087
Carroll	0	0	1	4	0	1	0	0	0	6
Champaign	0	0	42	71	0	1	4	0	4	122
Clark	0	2	149	21	134	39	17	0	0	362
Clermont	1	1	31	27	33	7	2	0	17	119
Clinton	0	0	11	15	33	0	1	0	0	60
Columbiana	0	0	14	0	66	7	1	0	0	88
Coshocton	2	0	6	26	0	1	0	0	2	37
Crawford	0	0	16	17	146	0	26	0	1	206
Cuyahoga	1	1	259	105	847	457	24	0	228	1,922
Darke	0	0	2	8	0	0	0	0	0	10
Defiance	0	0	13	112	0	11	9	0	0	145
Delaware	0	9	60	1	69	1	20	0	1	161
Erie	0	4	167	17	355	98	51	0	293	985
Fairfield	0	0	1	0	2	0	1	0	2	6
Fayette	41	0	17	38	7	0	4	0	25	132
Franklin	0	0	476	0	252	163	6	0	19	916
Fulton	4	0	14	32	0	6	1	0	1	58
Gallia	3	0	35	101	0	0	5	0	4	148
Geauga	0	0	16	33	3	1	1	0	28	82
Greene	0	3	6	1	51	0	0	0	18	79
Guernsey	3	0	12	21	35	0	1	0	3	75
Hamilton	1	189	511	0	799	954	1	0	4	2,459
Hancock	1	0	21	60	85	20	7	0	20	214
Hardin	0	0	7	63	0	0	2	0	0	72
Harrison	7	3	6	29	0	0	1	0	1	47
Henry	0	0	7	1	9	0	0	0	0	17
Highland	63	0	35	55	0	9	0	0	0	162
Hocking	2	3	7	77	10	1	1	0	4	105
Holmes	0	0	10	35	0	0	3	0	1	49
Huron	1	0	25	37	53	2	12	0	0	130
Jackson	0	0	51	48	0	0	10	0	0	109
Jefferson	0	0	55	105	0	1	0	0	26	187
Knox	0	0	13	40	56	0	2	0	3	114
Lake	0	1	106	62	272	40	0	0	3	484
Lawrence	0	0	100	56	2	0	0	0	141	299
Licking	0	0	7	15	30	0	0	0	6	58
Logan	0	0	35	3	104	0	4	0	4	150
Lorain	0	0	21	0	194	22	3	0	0	240

Courts of Common Pleas – Juvenile Division
Unruly Terminations
2007

County	Trial by Judge	Trial by Magistrate	Dismissal	Admission to Judge	Admission to Magistrate	Unavailability of Party	Transferred Out	Interlocutory Appeal/Order	Other Terminations	Total Terminations
Lucas	0	0	389	0	16	320	0	0	0	725
Madison	0	0	8	15	73	0	2	0	2	100
Mahoning	0	1	189	25	142	41	1	0	14	413
Marion	0	0	33	10	234	0	1	0	236	514
Medina	0	0	30	1	132	0	2	0	33	198
Meigs	1	0	28	73	0	0	0	0	4	106
Mercer	1	0	25	99	0	0	19	0	27	171
Miami	0	0	28	19	292	7	23	0	0	369
Monroe	0	0	7	11	0	0	1	0	1	20
Montgomery	0	4	809	48	1,039	474	9	0	34	2,417
Morgan	0	0	1	7	0	0	0	0	0	8
Morrow	0	0	66	3	41	11	6	0	49	176
Muskingum	0	2	46	0	141	12	11	0	0	212
Noble	2	0	2	5	0	0	0	0	0	9
Ottawa	0	0	15	67	2	0	7	0	0	91
Paulding	0	0	6	18	0	1	0	0	0	25
Perry	1	0	4	34	0	0	0	0	6	45
Pickaway	0	0	21	31	0	1	6	0	2	61
Pike	2	0	14	34	0	0	3	0	4	57
Portage	0	2	20	0	19	8	0	0	2	51
Preble	1	0	12	32	11	0	2	0	4	62
Putnam	0	0	9	48	0	0	3	0	1	61
Richland	0	1	90	16	222	7	11	0	0	347
Ross	0	0	23	39	59	0	3	0	1	125
Sandusky	1	0	33	15	35	0	10	0	5	99
Scioto	1	0	16	6	20	0	0	0	0	43
Seneca	0	0	12	4	134	1	1	0	18	170
Shelby	0	0	17	41	9	0	5	0	0	72
Stark	0	3	67	10	221	31	5	0	0	337
Summit	1	0	186	14	489	73	6	0	20	789
Trumbull	0	3	19	0	143	79	0	0	29	273
Tuscarawas	0	0	18	97	0	0	1	0	0	116
Union	0	0	36	17	51	0	7	0	25	136
Van Wert	1	0	4	57	0	0	20	0	0	82
Vinton	9	0	5	0	0	0	0	0	8	22
Warren	1	5	6	11	79	0	4	0	60	166
Washington	0	1	39	3	116	2	0	0	2	163
Wayne	1	32	9	0	66	2	13	0	0	123
Williams	0	0	5	13	0	0	2	0	0	20
Wood	0	0	31	47	73	0	2	0	0	153
Wyandot	0	0	8	27	10	0	19	0	2	66
Statewide	169	286	5,025	2,602	8,858	2,971	468	0	1,657	22,036

Courts of Common Pleas – Juvenile Division
Adult Overall Caseloads
2007

County	Cases Pending January 1	New Filings	Reactivations and Transfers	Total Cases	Total Terminations	Clearance Rate	Cases Pending December 31	Cases Pending Beyond Time Guidelines
Adams	12	13	0	25	24	185%	1	1
Allen	5	25	6	36	30	97%	6	4
Ashland	8	10	3	21	12	92%	9	2
Ashtabula	113	150	0	263	136	91%	127	91
Athens	2	23	0	25	19	83%	6	2
Auglaize	1	8	0	9	8	100%	1	0
Belmont	2	15	0	17	14	93%	3	3
Brown	51	103	1	155	134	129%	21	2
Butler	716	722	18	1,456	1,260	170%	196	0
Carroll	0	0	0	0	0	-	0	0
Champaign	2	7	0	9	6	86%	3	0
Clark	20	146	38	204	176	96%	28	2
Clermont	10	34	0	44	29	85%	15	0
Clinton	9	31	0	40	40	129%	0	1
Columbiana	1	22	7	30	24	83%	6	0
Coshocton	0	0	0	0	0	-	0	0
Crawford	4	14	0	18	15	107%	3	1
Cuyahoga	6	17	10	33	24	89%	9	0
Darke	3	11	6	20	19	112%	1	0
Defiance	6	41	0	47	39	95%	8	2
Delaware	49	55	0	104	57	104%	47	0
Erie	6	46	3	55	43	88%	12	1
Fairfield	4	27	2	33	27	93%	6	0
Fayette	4	13	2	19	13	87%	6	1
Franklin	3	30	33	66	50	79%	16	4
Fulton	1	8	4	13	12	100%	1	0
Gallia	5	104	9	118	101	89%	17	0
Geauga	0	7	2	9	9	100%	0	0
Greene	9	9	0	18	14	156%	4	1
Guernsey	3	7	4	14	7	64%	7	0
Hamilton	210	1,283	311	1,804	1,578	99%	226	1
Hancock	10	15	1	26	20	125%	6	3
Hardin	14	26	2	42	31	111%	11	0
Harrison	0	1	0	1	1	100%	0	0
Henry	16	16	5	37	24	114%	13	4
Highland	0	0	0	0	0	-	0	0
Hocking	12	16	0	28	19	119%	9	0
Holmes	0	1	0	1	1	100%	0	0
Huron	2	14	0	16	16	114%	0	6
Jackson	0	0	0	0	0	-	0	0
Jefferson	2	13	0	15	12	92%	3	0
Knox	14	19	0	33	25	132%	8	3
Lake	6	7	6	19	17	131%	2	0
Lawrence	5	27	0	32	28	104%	4	0
Licking	14	37	0	51	28	76%	23	0
Logan	9	26	0	35	23	88%	12	6
Lorain	30	51	62	143	106	94%	37	2

Courts of Common Pleas – Juvenile Division
Adult Overall Caseloads
2007

County	Cases Pending January 1	New Filings	Reactivations and Transfers	Total Cases	Total Terminations	Clearance Rate	Cases Pending December 31	Cases Pending Beyond Time Guidelines
Lucas	48	389	291	728	656	96%	72	5
Madison	0	0	0	0	0	-	0	0
Mahoning	19	63	15	97	55	71%	42	27
Marion	131	248	156	535	373	92%	162	55
Medina	3	4	0	7	6	150%	1	0
Meigs	3	2	0	5	4	200%	1	1
Mercer	2	9	2	13	9	82%	4	0
Miami	30	151	18	199	173	102%	26	0
Monroe	0	3	0	3	3	100%	0	0
Montgomery	92	351	26	469	382	101%	87	52
Morgan	3	3	0	6	6	200%	0	0
Morrow	6	15	15	36	23	77%	13	3
Muskingum	0	6	0	6	4	67%	2	0
Noble	1	13	2	16	8	53%	8	0
Ottawa	11	39	3	53	47	112%	6	1
Paulding	0	1	0	1	1	100%	0	0
Perry	0	2	2	4	4	100%	0	0
Pickaway	6	28	2	36	35	117%	1	0
Pike	15	138	4	157	111	78%	46	5
Portage	8	35	7	50	39	93%	11	0
Preble	0	14	0	14	9	64%	5	0
Putnam	0	0	0	0	0	-	0	0
Richland	6	39	3	48	44	105%	4	0
Ross	19	89	0	108	89	100%	19	8
Sandusky	22	28	1	51	32	110%	19	11
Scioto	6	26	0	32	31	119%	1	1
Seneca	2	11	0	13	13	118%	0	0
Shelby	10	30	6	46	43	119%	3	0
Stark	10	47	2	59	43	88%	16	0
Summit	124	1,023	184	1,331	1,194	99%	137	0
Trumbull	12	18	17	47	40	114%	7	1
Tuscarawas	6	20	0	26	21	105%	5	0
Union	5	30	8	43	29	76%	14	1
Van Wert	2	14	2	18	14	88%	4	0
Vinton	3	1	0	4	3	300%	1	0
Warren	27	208	48	283	237	93%	46	1
Washington	8	46	14	68	61	102%	7	0
Wayne	5	36	2	43	32	84%	11	1
Williams	3	1	0	4	4	400%	0	0
Wood	8	18	7	33	27	108%	6	0
Wyandot	2	5	1	8	7	117%	1	0
Statewide	2,057	6,454	1,373	9,884	8,183	105%	1,701	316

Courts of Common Pleas – Juvenile Division

Adult Terminations

2007

County	Trial by Judge	Trial by Magistrate	Dismissal	Admission to Judge	Admission to Magistrate	Unavailability of Party	Transferred Out	Interlocutory Appeal/Order	Other Terminations	Total Terminations
Adams	2	3	17	0	0	0	0	0	2	24
Allen	5	0	15	2	3	5	0	0	0	30
Ashland	0	0	3	7	0	0	0	0	2	12
Ashtabula	1	0	6	72	43	0	0	0	14	136
Athens	0	0	10	4	5	0	0	0	0	19
Auglaize	0	0	0	7	0	1	0	0	0	8
Belmont	6	1	4	3	0	0	0	0	0	14
Brown	1	0	77	21	0	0	0	0	35	134
Butler	3	11	313	266	329	51	0	0	287	1,260
Carroll	0	0	0	0	0	0	0	0	0	0
Champaign	0	0	0	4	0	1	0	0	1	6
Clark	1	10	59	1	63	41	0	0	1	176
Clermont	0	0	14	1	0	3	0	0	11	29
Clinton	0	0	20	7	10	2	1	0	0	40
Columbiana	0	0	8	13	1	2	0	0	0	24
Coshocton	0	0	0	0	0	0	0	0	0	0
Crawford	1	0	3	11	0	0	0	0	0	15
Cuyahoga	0	0	16	0	0	5	0	0	3	24
Darke	0	0	5	9	0	0	0	0	5	19
Defiance	0	0	5	18	0	16	0	0	0	39
Delaware	0	1	42	1	13	0	0	0	0	57
Erie	0	0	15	1	25	1	0	0	1	43
Fairfield	3	0	1	12	0	11	0	0	0	27
Fayette	7	0	6	0	0	0	0	0	0	13
Franklin	0	0	17	1	8	19	3	0	2	50
Fulton	1	0	5	4	0	1	0	0	1	12
Gallia	4	0	31	61	0	0	0	0	5	101
Geauga	0	0	0	7	0	2	0	0	0	9
Greene	11	0	2	1	0	0	0	0	0	14
Guernsey	1	0	1	5	0	0	0	0	0	7
Hamilton	58	151	697	16	242	412	0	0	2	1,578
Hancock	2	0	6	11	0	1	0	0	0	20
Hardin	0	0	3	25	0	3	0	0	0	31
Harrison	0	0	0	1	0	0	0	0	0	1
Henry	0	0	12	1	11	0	0	0	0	24
Highland	0	0	0	0	0	0	0	0	0	0
Hocking	0	4	3	8	0	2	0	0	2	19
Holmes	0	0	0	0	0	0	0	0	1	1
Huron	0	0	3	4	0	0	0	0	9	16
Jackson	0	0	0	0	0	0	0	0	0	0
Jefferson	9	0	3	0	0	0	0	0	0	12
Knox	1	0	9	15	0	0	0	0	0	25
Lake	3	0	3	5	3	2	0	0	1	17
Lawrence	0	0	15	8	0	0	0	0	5	28
Licking	1	0	2	17	1	0	0	0	7	28
Logan	1	0	3	16	1	0	0	0	2	23
Lorain	5	6	33	32	7	14	2	0	7	106

Courts of Common Pleas – Juvenile Division

Adult Terminations

2007

County	Trial by Judge	Trial by Magistrate	Dismissal	Admission to Judge	Admission to Magistrate	Unavailability of Party	Transferred Out	Interlocutory Appeal/Order	Other Terminations	Total Terminations
Lucas	35	0	259	74	1	284	0	0	3	656
Madison	0	0	0	0	0	0	0	0	0	0
Mahoning	14	1	6	1	5	25	1	0	2	55
Marion	0	0	107	218	1	47	0	0	0	373
Medina	0	0	3	3	0	0	0	0	0	6
Meigs	1	0	2	1	0	0	0	0	0	4
Mercer	1	0	3	5	0	0	0	0	0	9
Miami	10	10	46	65	26	15	0	0	1	173
Monroe	0	0	3	0	0	0	0	0	0	3
Montgomery	4	0	64	280	0	0	1	0	33	382
Morgan	2	0	2	1	0	0	0	0	1	6
Morrow	0	0	4	5	0	7	2	0	5	23
Muskingum	0	0	2	2	0	0	0	0	0	4
Noble	6	0	1	0	0	0	0	0	1	8
Ottawa	0	0	15	32	0	0	0	0	0	47
Paulding	0	0	0	1	0	0	0	0	0	1
Perry	0	0	0	2	0	2	0	0	0	4
Pickaway	0	0	16	19	0	0	0	0	0	35
Pike	12	0	53	44	0	0	0	0	2	111
Portage	2	2	19	8	3	5	0	0	0	39
Preble	0	0	0	8	1	0	0	0	0	9
Putnam	0	0	0	0	0	0	0	0	0	0
Richland	0	2	14	2	23	2	0	0	1	44
Ross	2	0	22	64	1	0	0	0	0	89
Sandusky	0	0	10	4	11	0	0	0	7	32
Scioto	0	1	2	0	27	1	0	0	0	31
Seneca	0	0	2	1	10	0	0	0	0	13
Shelby	3	0	11	27	1	1	0	0	0	43
Stark	1	0	18	14	1	2	0	0	7	43
Summit	0	10	431	2	414	314	0	0	23	1,194
Trumbull	0	1	13	0	16	10	0	0	0	40
Tuscarawas	0	0	7	14	0	0	0	0	0	21
Union	1	0	9	13	4	1	0	0	1	29
Van Wert	5	0	2	6	0	0	0	0	1	14
Vinton	2	0	0	0	0	1	0	0	0	3
Warren	8	38	40	42	58	0	5	0	46	237
Washington	5	0	17	34	0	5	0	0	0	61
Wayne	2	3	13	4	9	1	0	0	0	32
Williams	0	0	0	4	0	0	0	0	0	4
Wood	1	0	11	13	2	0	0	0	0	27
Wyandot	0	0	2	5	0	0	0	0	0	7
Statewide	244	255	2,716	1,716	1,379	1,318	15	0	540	8,183

Courts of Common Pleas – Juvenile Division
Motion for Permanent Custody Overall Caseloads
2007

County	Cases Pending January 1	New Filings	Reactivations and Transfers	Total Cases	Total Terminations	Clearance Rate	Cases Pending December 31	Cases Pending Beyond Time Guidelines
Adams	5	0	15	20	15	100%	5	2
Allen	16	0	4	20	18	450%	2	0
Ashland	9	9	20	38	21	72%	17	1
Ashtabula	40	1	14	55	3	20%	52	44
Athens	3	1	10	14	12	109%	2	0
Auglaize	0	0	1	1	1	100%	0	0
Belmont	2	1	1	4	4	200%	0	0
Brown	0	8	0	8	4	50%	4	0
Butler	53	0	95	148	105	111%	43	0
Carroll	0	1	0	1	0	0%	1	0
Champaign	0	0	0	0	0	-	0	0
Clark	10	11	40	61	44	86%	17	0
Clermont	15	6	16	37	24	109%	13	0
Clinton	6	1	17	24	13	72%	11	0
Columbiana	16	9	5	30	21	150%	9	0
Coshocton	1	1	0	2	1	100%	1	0
Crawford	6	6	0	12	10	167%	2	0
Cuyahoga	172	9	590	771	690	115%	81	13
Darke	0	2	0	2	2	100%	0	0
Defiance	0	0	0	0	0	-	0	0
Delaware	0	0	0	0	0	-	0	0
Erie	0	0	3	3	0	0%	3	0
Fairfield	12	2	33	47	33	94%	14	0
Fayette	1	7	2	10	3	33%	7	0
Franklin	109	0	299	408	159	53%	249	23
Fulton	1	0	4	5	5	125%	0	0
Gallia	1	9	0	10	8	89%	2	0
Geauga	0	0	1	1	0	0%	1	0
Greene	6	78	0	84	71	91%	13	0
Guernsey	7	3	7	17	17	170%	0	0
Hamilton	486	22	3	511	504	2016%	7	0
Hancock	20	0	13	33	26	200%	7	0
Hardin	9	0	1	10	0	0%	10	0
Harrison	0	2	3	5	5	100%	0	0
Henry	1	0	4	5	4	100%	1	0
Highland	0	0	1	1	0	0%	1	0
Hocking	4	11	0	15	12	109%	3	1
Holmes	0	0	0	0	0	-	0	0
Huron	0	0	0	0	0	-	0	9
Jackson	0	0	0	0	0	-	0	0
Jefferson	1	0	7	8	8	114%	0	0
Knox	0	1	1	2	1	50%	1	0
Lake	0	0	0	0	0	-	0	0
Lawrence	0	0	0	0	0	-	0	0
Licking	40	20	230	290	255	102%	35	0
Logan	2	0	0	2	2	-	0	0
Lorain	21	12	49	82	73	120%	9	0

Courts of Common Pleas – Juvenile Division
Motion for Permanent Custody Overall Caseloads
2007

County	Cases Pending January 1	New Filings	Reactivations and Transfers	Total Cases	Total Terminations	Clearance Rate	Cases Pending December 31	Cases Pending Beyond Time Guidelines
Lucas	53	32	71	156	114	111%	42	5
Madison	1	4	1	6	3	60%	3	1
Mahoning	8	0	4	12	10	250%	2	2
Marion	1	0	7	8	6	86%	2	0
Medina	0	1	0	1	1	100%	0	0
Meigs	0	1	1	2	2	100%	0	0
Mercer	0	1	1	2	2	100%	0	0
Miami	7	1	14	22	17	113%	5	0
Monroe	2	4	0	6	5	125%	1	0
Montgomery	62	0	120	182	117	98%	65	2
Morgan	0	0	0	0	0	-	0	0
Morrow	0	0	0	0	0	-	0	0
Muskingum	12	3	18	33	21	100%	12	5
Noble	2	2	0	4	4	200%	0	0
Ottawa	0	0	8	8	7	88%	1	0
Paulding	2	0	1	3	2	200%	1	1
Perry	0	0	2	2	0	0%	2	0
Pickaway	0	0	4	4	4	100%	0	0
Pike	0	1	0	1	0	0%	1	0
Portage	2	14	2	18	18	113%	0	0
Preble	7	20	0	27	17	85%	10	3
Putnam	0	0	1	1	1	100%	0	0
Richland	2	0	11	13	11	100%	2	0
Ross	3	0	14	17	13	93%	4	1
Sandusky	1	0	9	10	5	56%	5	0
Scioto	0	0	0	0	0	-	0	0
Seneca	15	0	22	37	28	127%	9	0
Shelby	0	0	7	7	2	29%	5	0
Stark	20	6	25	51	45	145%	6	0
Summit	112	59	182	353	272	113%	81	0
Trumbull	1	0	15	16	13	87%	3	0
Tuscarawas	5	6	14	25	4	20%	21	0
Union	2	1	1	4	4	200%	0	0
Van Wert	1	0	0	1	1	-	0	0
Vinton	0	3	0	3	0	0%	3	0
Warren	12	0	2	14	13	650%	1	0
Washington	1	2	5	8	4	57%	4	0
Wayne	2	0	16	18	6	38%	12	0
Williams	1	0	4	5	4	100%	1	0
Wood	0	0	1	1	1	100%	0	0
Wyandot	0	0	0	0	0	-	0	0
Statewide	1,412	394	2,072	3,878	2,951	120%	927	113

Courts of Common Pleas – Juvenile Division
Motion for Permanent Custody Terminations
2007

County	Trial by Judge	Trial by Magistrate	Dismissal	Admission to Judge	Admission to Magistrate	Unavailability of Party	Transferred Out	Interlocutory Appeal/Order	Other Terminations	Total Terminations
Adams	7	1	5	0	0	0	0	0	2	15
Allen	18	0	0	0	0	0	0	0	0	18
Ashland	19	0	0	0	0	0	0	0	2	21
Ashtabula	0	0	1	0	0	0	0	0	2	3
Athens	12	0	0	0	0	0	0	0	0	12
Auglaize	0	0	0	1	0	0	0	0	0	1
Belmont	2	0	1	1	0	0	0	0	0	4
Brown	4	0	0	0	0	0	0	0	0	4
Butler	0	59	6	0	0	15	0	0	25	105
Carroll	0	0	0	0	0	0	0	0	0	0
Champaign	0	0	0	0	0	0	0	0	0	0
Clark	44	0	0	0	0	0	0	0	0	44
Clermont	0	18	0	0	0	0	0	0	6	24
Clinton	13	0	0	0	0	0	0	0	0	13
Columbiana	4	0	1	15	0	0	1	0	0	21
Coshocton	0	0	0	0	0	0	0	0	1	1
Crawford	10	0	0	0	0	0	0	0	0	10
Cuyahoga	79	22	61	70	237	1	1	17	202	690
Darke	0	0	1	1	0	0	0	0	0	2
Defiance	0	0	0	0	0	0	0	0	0	0
Delaware	0	0	0	0	0	0	0	0	0	0
Erie	0	0	0	0	0	0	0	0	0	0
Fairfield	15	0	16	0	0	0	0	0	2	33
Fayette	2	0	1	0	0	0	0	0	0	3
Franklin	3	2	38	0	108	0	0	0	8	159
Fulton	3	0	2	0	0	0	0	0	0	5
Gallia	8	0	0	0	0	0	0	0	0	8
Geauga	0	0	0	0	0	0	0	0	0	0
Greene	9	0	4	0	0	0	0	0	58	71
Guernsey	6	0	0	0	0	0	0	0	11	17
Hamilton	0	196	55	0	100	5	8	0	140	504
Hancock	20	0	5	1	0	0	0	0	0	26
Hardin	0	0	0	0	0	0	0	0	0	0
Harrison	4	1	0	0	0	0	0	0	0	5
Henry	0	0	2	2	0	0	0	0	0	4
Highland	0	0	0	0	0	0	0	0	0	0
Hocking	3	0	2	0	0	0	0	0	7	12
Holmes	0	0	0	0	0	0	0	0	0	0
Huron	0	0	0	0	0	0	0	0	0	0
Jackson	0	0	0	0	0	0	0	0	0	0
Jefferson	1	0	0	6	1	0	0	0	0	8
Knox	0	0	0	0	0	0	1	0	0	1
Lake	0	0	0	0	0	0	0	0	0	0
Lawrence	0	0	0	0	0	0	0	0	0	0
Licking	0	38	6	0	0	0	0	0	211	255
Logan	0	0	0	0	0	0	0	0	2	2
Lorain	33	1	6	22	0	0	0	0	11	73

Courts of Common Pleas – Juvenile Division
Motion for Permanent Custody Terminations
2007

County	Trial by Judge	Trial by Magistrate	Dismissal	Admission to Judge	Admission to Magistrate	Unavailability of Party	Transferred Out	Interlocutory Appeal/Order	Other Terminations	Total Terminations
Lucas	82	18	3	1	0	0	0	0	10	114
Madison	0	0	2	0	0	0	0	0	1	3
Mahoning	0	8	0	0	0	2	0	0	0	10
Marion	3	0	0	3	0	0	0	0	0	6
Medina	0	0	0	1	0	0	0	0	0	1
Meigs	1	0	0	1	0	0	0	0	0	2
Mercer	0	0	0	2	0	0	0	0	0	2
Miami	6	9	0	2	0	0	0	0	0	17
Monroe	1	0	4	0	0	0	0	0	0	5
Montgomery	0	83	6	2	17	2	0	0	7	117
Morgan	0	0	0	0	0	0	0	0	0	0
Morrow	0	0	0	0	0	0	0	0	0	0
Muskingum	13	0	0	0	0	0	0	0	8	21
Noble	2	0	2	0	0	0	0	0	0	4
Ottawa	0	0	0	7	0	0	0	0	0	7
Paulding	0	0	1	1	0	0	0	0	0	2
Perry	0	0	0	0	0	0	0	0	0	0
Pickaway	0	0	0	0	0	0	0	0	4	4
Pike	0	0	0	0	0	0	0	0	0	0
Portage	12	0	3	3	0	0	0	0	0	18
Preble	10	0	0	4	0	0	0	0	3	17
Putnam	0	0	0	1	0	0	0	0	0	1
Richland	0	2	0	0	9	0	0	0	0	11
Ross	0	0	3	0	10	0	0	0	0	13
Sandusky	0	0	0	3	1	0	0	0	1	5
Scioto	0	0	0	0	0	0	0	0	0	0
Seneca	9	3	15	1	0	0	0	0	0	28
Shelby	0	0	2	0	0	0	0	0	0	2
Stark	15	3	3	3	1	0	0	0	20	45
Summit	78	21	18	85	39	1	0	0	30	272
Trumbull	0	0	0	5	0	0	0	0	8	13
Tuscarawas	2	0	1	1	0	0	0	0	0	4
Union	0	0	2	0	1	0	0	0	1	4
Van Wert	0	0	1	0	0	0	0	0	0	1
Vinton	0	0	0	0	0	0	0	0	0	0
Warren	1	0	5	7	0	0	0	0	0	13
Washington	1	0	1	2	0	0	0	0	0	4
Wayne	0	0	0	6	0	0	0	0	0	6
Williams	0	0	0	4	0	0	0	0	0	4
Wood	1	0	0	0	0	0	0	0	0	1
Wyandot	0	0	0	0	0	0	0	0	0	0
Statewide	556	485	285	264	524	26	11	17	783	2,951

Courts of Common Pleas – Juvenile Division
 Custody, Change of Custody and Visitation Overall Caseloads
 2007

County	Cases Pending January 1	New Filings	Reactivations and Transfers	Total Cases	Total Terminations	Clearance Rate	Cases Pending December 31	Cases Pending Beyond Time Guidelines
Adams	25	37	9	71	47	102%	24	4
Allen	13	27	8	48	32	91%	16	1
Ashland	32	28	63	123	86	95%	37	2
Ashtabula	342	111	0	453	23	21%	430	352
Athens	42	64	37	143	92	91%	51	4
Auglaize	5	28	2	35	23	77%	12	0
Belmont	41	95	45	181	154	110%	27	5
Brown	12	51	2	65	53	100%	12	0
Butler	1,024	589	530	2,143	1,532	137%	611	0
Carroll	4	21	23	48	46	105%	2	0
Champaign	31	49	61	141	106	96%	35	2
Clark	79	34	146	259	160	89%	99	25
Clermont	305	230	419	954	743	114%	211	0
Clinton	35	32	3	70	42	120%	28	2
Columbiana	55	140	55	250	188	96%	62	7
Coshocton	38	35	101	174	134	99%	40	0
Crawford	6	11	0	17	10	91%	7	0
Cuyahoga	1,176	1,554	1,196	3,926	2,542	92%	1,384	241
Darke	14	12	3	29	19	127%	10	3
Defiance	2	6	0	8	4	67%	4	0
Delaware	103	138	0	241	135	98%	106	14
Erie	45	74	31	150	88	84%	62	11
Fairfield	6	3	27	36	31	103%	5	0
Fayette	33	40	73	146	120	106%	26	2
Franklin	1,046	1,384	1,913	4,343	2,446	74%	1,897	215
Fulton	26	30	60	116	91	101%	25	0
Gallia	16	82	18	116	105	105%	11	4
Geauga	7	35	2	44	38	103%	6	0
Greene	83	306	0	389	230	75%	159	5
Guernsey	32	94	70	196	146	89%	50	0
Hamilton	846	641	1,251	2,738	2,053	109%	685	56
Hancock	50	77	70	197	158	107%	39	10
Hardin	28	18	47	93	60	92%	33	0
Harrison	2	21	9	32	29	97%	3	0
Henry	23	24	36	83	44	73%	39	6
Highland	23	45	33	101	73	94%	28	1
Hocking	40	63	3	106	68	103%	38	13
Holmes	10	70	3	83	67	92%	16	4
Huron	35	83	0	118	81	98%	37	9
Jackson	51	40	18	109	45	78%	64	37
Jefferson	89	102	128	319	215	93%	104	12
Knox	34	24	60	118	81	96%	37	4
Lake	34	81	24	139	108	103%	31	0
Lawrence	62	139	1	202	140	100%	62	11
Licking	5	66	7	78	75	103%	3	0
Logan	28	34	32	94	45	68%	49	11
Lorain	228	294	758	1,280	1,058	101%	222	4

Courts of Common Pleas – Juvenile Division
Custody, Change of Custody and Visitation Overall Caseloads
2007

County	Cases Pending January 1	New Filings	Reactivations and Transfers	Total Cases	Total Terminations	Clearance Rate	Cases Pending December 31	Cases Pending Beyond Time Guidelines
Lucas	598	1,268	469	2,335	1,802	104%	533	22
Madison	17	18	17	52	36	103%	16	6
Mahoning	257	81	337	675	395	94%	280	81
Marion	105	38	115	258	175	114%	83	18
Medina	84	18	30	132	117	244%	15	12
Meigs	17	8	50	75	56	97%	19	6
Mercer	25	9	83	117	90	98%	27	2
Miami	245	171	600	1,016	808	105%	208	11
Monroe	4	7	12	23	17	89%	6	0
Montgomery	1,031	486	1,725	3,242	2,265	102%	977	72
Morgan	14	16	19	49	34	97%	15	6
Morrow	18	29	38	85	62	93%	23	7
Muskingum	0	0	0	0	0	-	0	0
Noble	25	26	22	73	53	110%	20	7
Ottawa	36	38	75	149	105	93%	44	4
Paulding	14	11	19	44	26	87%	18	2
Perry	29	45	20	94	53	82%	41	2
Pickaway	14	25	20	59	51	113%	8	2
Pike	43	27	6	76	31	94%	45	6
Portage	39	85	104	228	183	97%	45	1
Preble	46	125	6	177	100	76%	77	10
Putnam	5	4	18	27	24	109%	3	2
Richland	45	0	191	236	177	93%	59	7
Ross	39	62	0	101	56	90%	45	12
Sandusky	133	75	89	297	166	101%	131	61
Scioto	91	75	54	220	136	105%	84	6
Seneca	45	43	95	183	107	78%	76	18
Shelby	21	25	85	131	101	92%	30	2
Stark	152	280	166	598	433	97%	165	0
Summit	244	296	479	1,019	783	101%	236	1
Trumbull	261	38	1,057	1,356	1,105	101%	251	55
Tuscarawas	0	0	0	0	0	-	0	0
Union	30	38	69	137	97	91%	40	3
Van Wert	15	7	55	77	40	65%	37	1
Vinton	32	25	8	65	41	124%	24	7
Warren	98	185	168	451	354	100%	97	3
Washington	23	67	51	141	108	92%	33	4
Wayne	78	24	167	269	230	120%	39	8
Williams	29	12	47	88	47	80%	41	0
Wood	66	81	168	315	246	99%	69	0
Wyandot	17	34	15	66	48	98%	18	2
Statewide	10,351	11,064	14,126	35,541	24,624	98%	10,917	1,546

Courts of Common Pleas – Juvenile Division
Custody, Change of Custody and Visitation Terminations
2007

County	Trial by Judge	Trial by Magistrate	Dismissal	Admission to Judge	Admission to Magistrate	Unavailability of Party	Transferred Out	Private Judge	Interlocutory Appeal/Order	Other Terminations	Total Terminations
Adams	3	28	5	5	5	0	0	0	0	1	47
Allen	1	14	8	0	9	0	0	0	0	0	32
Ashland	52	0	10	8	0	0	0	0	0	16	86
Ashtabula	0	0	10	0	2	0	0	0	0	11	23
Athens	2	6	27	2	53	0	0	0	0	2	92
Auglaize	3	0	6	14	0	0	0	0	0	0	23
Belmont	0	25	20	15	90	0	0	0	0	1	154
Brown	10	0	6	25	12	0	0	0	0	0	53
Butler	7	382	261	0	212	53	0	0	0	615	1,532
Carroll	42	0	4	0	0	0	0	0	0	0	46
Champaign	0	0	24	1	8	0	0	0	0	72	106
Clark	74	59	22	3	0	0	0	0	0	2	160
Clermont	1	65	82	10	63	0	0	0	0	522	743
Clinton	1	22	4	0	11	0	0	0	0	4	42
Columbiana	4	3	17	122	40	1	0	0	0	1	188
Coshocton	0	31	33	0	55	9	0	0	0	4	134
Crawford	0	0	1	9	0	0	0	0	0	0	10
Cuyahoga	11	535	563	1	1	44	0	0	19	1,352	2,542
Darke	2	8	2	2	1	0	0	0	0	4	19
Defiance	0	0	1	1	2	0	0	0	0	0	4
Delaware	0	5	23	14	90	0	0	0	0	2	135
Erie	0	4	24	1	43	10	0	0	0	6	88
Fairfield	25	0	4	0	0	0	0	0	0	2	31
Fayette	24	51	0	0	0	0	0	0	0	45	120
Franklin	16	442	789	59	882	1	0	0	2	104	2,446
Fulton	7	3	5	0	3	4	0	0	0	69	91
Gallia	43	0	11	42	0	0	0	0	0	9	105
Geauga	0	0	10	0	0	3	0	0	0	25	38
Greene	19	184	26	0	0	0	0	0	0	0	230
Guernsey	86	30	19	0	1	2	0	0	0	7	146
Hamilton	21	498	549	0	756	1	0	0	0	227	2,053
Hancock	1	12	29	52	59	2	0	0	0	1	158
Hardin	1	0	11	46	0	0	0	0	0	2	60
Harrison	15	7	5	1	0	0	0	0	0	1	29
Henry	1	0	5	12	10	0	0	0	0	16	44
Highland	54	0	17	0	0	0	0	0	0	1	73
Hocking	10	21	10	5	0	0	0	0	0	22	68
Holmes	7	0	11	0	0	0	0	0	0	49	67
Huron	0	10	18	1	51	0	0	0	0	1	81
Jackson	0	6	6	0	0	0	0	0	0	32	45
Jefferson	0	3	30	26	148	3	0	0	0	3	215
Knox	0	3	15	0	0	0	0	0	0	63	81
Lake	4	12	22	0	0	17	0	0	0	52	108
Lawrence	0	1	39	95	2	0	0	0	0	2	140
Licking	1	0	9	1	0	0	0	0	0	64	75
Logan	10	0	3	1	29	0	0	0	0	2	45
Lorain	44	101	90	268	421	7	0	0	0	119	1,058

Courts of Common Pleas – Juvenile Division
Custody, Change of Custody and Visitation Terminations
2007

County	Trial by Judge	Trial by Magistrate	Dismissal	Admission to Judge	Admission to Magistrate	Unavailability of Party	Transferred Out	Private Judge	Interlocutory Appeal/Order	Other Terminations	Total Terminations
Lucas	37	1,037	333	3	235	12	0	0	0	145	1,802
Madison	2	0	6	20	1	0	0	0	0	7	36
Mahoning	6	329	36	1	14	8	0	0	0	1	395
Marion	1	9	26	125	6	0	0	0	0	2	175
Medina	1	53	17	1	37	3	0	0	1	2	117
Meigs	33	0	4	17	0	0	0	0	0	0	56
Mercer	0	0	11	27	0	0	0	0	1	50	90
Miami	5	243	150	0	247	2	0	0	1	158	808
Monroe	4	0	2	11	0	0	0	0	0	0	17
Montgomery	6	1,170	413	21	589	15	0	0	0	49	2,265
Morgan	10	0	11	7	0	0	0	0	0	6	34
Morrow	0	0	7	12	29	1	0	0	0	13	62
Muskingum	0	0	0	0	0	0	0	0	0	0	0
Noble	28	0	20	2	0	0	0	0	0	3	53
Ottawa	12	6	13	59	14	0	0	0	0	0	105
Paulding	0	0	3	22	0	0	0	0	0	1	26
Perry	0	23	19	0	1	2	0	0	0	8	53
Pickaway	0	0	9	0	1	4	0	0	0	37	51
Pike	11	0	10	7	0	1	0	0	0	1	31
Portage	0	44	18	0	45	1	0	0	0	74	183
Preble	0	0	5	1	56	0	0	0	0	35	100
Putnam	7	0	2	13	0	0	0	0	0	1	24
Richland	1	36	23	0	116	0	0	0	0	1	177
Ross	0	2	15	11	24	0	0	0	0	3	56
Sandusky	0	0	23	35	96	0	0	0	0	10	166
Scioto	37	6	20	25	8	3	0	0	0	37	136
Seneca	1	31	14	7	43	0	0	0	0	11	107
Shelby	0	0	10	49	42	0	0	0	0	0	101
Stark	79	128	61	110	18	3	0	0	0	34	433
Summit	2	193	98	15	389	5	0	0	0	80	783
Trumbull	0	4	42	329	24	0	0	0	0	706	1,105
Tuscarawas	0	0	0	0	0	0	0	0	0	0	0
Union	0	11	17	7	52	1	0	0	0	3	97
Van Wert	5	16	2	4	8	3	0	0	0	2	40
Vinton	20	0	3	4	0	0	0	0	0	13	41
Warren	0	2	74	132	1	0	0	0	0	145	354
Washington	11	12	16	52	13	2	0	0	0	1	108
Wayne	0	0	18	57	106	0	0	0	0	47	230
Williams	0	0	9	2	36	0	0	0	0	0	47
Wood	0	20	30	57	138	0	0	0	0	0	246
Wyandot	1	9	6	16	16	0	0	0	0	0	48
Statewide	922	5,955	4,482	2,103	5,464	223	0	0	24	5,219	24,624

Courts of Common Pleas – Juvenile Division
 Support Enforcement or Modification Overall Caseloads
 2007

County	Cases Pending January 1	New Filings	Reactivations and Transfers	Total Cases	Total Terminations	Clearance Rate	Cases Pending December 31	Cases Pending Beyond Time Guidelines
Adams	51	95	208	354	301	99%	53	0
Allen	400	41	1,414	1,855	1,350	93%	505	17
Ashland	72	129	382	583	496	97%	87	0
Ashtabula	5	71	1	77	72	100%	5	4
Athens	571	171	528	1,270	839	120%	431	22
Auglaize	19	24	0	43	37	154%	6	0
Belmont	32	157	20	209	162	92%	47	15
Brown	65	273	1	339	252	92%	87	0
Butler	1,568	421	1,137	3,126	2,564	165%	562	0
Carroll	10	46	150	206	194	99%	12	0
Champaign	53	150	246	449	334	84%	115	1
Clark	257	485	1,472	2,214	1,902	97%	312	5
Clermont	722	841	1,024	2,587	2,053	110%	534	0
Clinton	91	87	91	269	204	115%	65	12
Columbiana	321	299	486	1,106	810	103%	296	8
Coshocton	103	308	269	680	588	102%	92	0
Crawford	9	36	0	45	37	103%	8	0
Cuyahoga	1,839	2,205	4,282	8,326	6,634	102%	1,692	78
Darke	29	151	21	201	177	103%	24	1
Defiance	22	148	1	171	133	89%	38	1
Delaware	371	567	1	939	588	104%	351	10
Erie	319	202	1,038	1,559	1,343	108%	216	3
Fairfield	0	0	0	0	0	-	0	0
Fayette	49	26	339	414	369	101%	45	0
Franklin	1,160	960	3,292	5,412	2,856	67%	2,556	32
Fulton	54	81	148	283	224	98%	59	0
Gallia	66	28	276	370	306	101%	64	3
Geauga	11	45	3	59	55	115%	4	0
Greene	367	933	0	1,300	886	95%	414	6
Guernsey	64	171	677	912	778	92%	134	0
Hamilton	1,969	2,414	4,269	8,652	8,149	122%	503	9
Hancock	169	147	243	559	437	112%	122	1
Hardin	142	97	214	453	339	109%	114	0
Harrison	39	38	159	236	199	101%	37	0
Henry	93	64	150	307	210	98%	97	17
Highland	97	165	322	584	461	95%	123	0
Hocking	22	36	0	58	41	114%	17	1
Holmes	16	47	1	64	42	88%	22	0
Huron	16	143	6	165	140	94%	25	12
Jackson	107	87	60	254	154	105%	100	31
Jefferson	257	81	938	1,276	1,070	105%	206	36
Knox	68	156	249	473	382	94%	91	5
Lake	85	261	80	426	322	94%	104	0
Lawrence	0	0	0	0	0	-	0	0
Licking	0	0	0	0	0	-	0	0
Logan	258	155	392	805	591	108%	214	19
Lorain	858	678	2,600	4,136	3,182	97%	954	4

Courts of Common Pleas – Juvenile Division
 Support Enforcement or Modification Overall Caseloads
 2007

County	Cases Pending January 1	New Filings	Reactivations and Transfers	Total Cases	Total Terminations	Clearance Rate	Cases Pending December 31	Cases Pending Beyond Time Guidelines
Lucas	593	1,767	795	3,155	2,351	92%	804	2
Madison	27	40	41	108	78	96%	30	4
Mahoning	482	121	326	929	814	182%	115	18
Marion	282	5	898	1,185	782	87%	403	40
Medina	162	31	162	355	330	171%	25	5
Meigs	24	37	101	162	126	91%	36	13
Mercer	54	79	258	391	322	96%	69	1
Miami	251	256	1,166	1,673	1,428	100%	245	2
Monroe	25	7	22	54	45	155%	9	0
Montgomery	861	1,922	1,226	4,009	3,219	102%	790	86
Morgan	16	17	233	266	233	93%	33	4
Morrow	18	16	69	103	84	99%	19	0
Muskingum	0	0	0	0	0	-	0	0
Noble	11	8	20	39	30	107%	9	4
Ottawa	56	91	189	336	272	97%	64	0
Paulding	30	33	65	128	97	99%	31	2
Perry	117	117	90	324	261	126%	63	4
Pickaway	17	84	156	257	233	97%	24	0
Pike	50	70	10	130	76	95%	54	9
Portage	103	76	244	423	363	113%	60	0
Preble	114	415	10	539	421	99%	118	10
Putnam	33	7	82	122	87	98%	35	2
Richland	0	0	5	5	4	80%	1	0
Ross	54	105	0	159	88	84%	71	7
Sandusky	45	85	93	223	146	82%	77	6
Scioto	0	0	0	0	0	-	0	0
Seneca	197	146	204	547	364	104%	183	14
Shelby	81	94	219	394	344	110%	50	0
Stark	132	463	681	1,276	1,080	94%	196	0
Summit	19	0	4	23	21	525%	2	0
Trumbull	342	286	933	1,561	1,102	90%	459	13
Tuscarawas	0	0	0	0	0	-	0	0
Union	100	105	207	412	312	100%	100	0
Van Wert	70	16	352	438	352	96%	86	1
Vinton	28	36	5	69	42	102%	27	7
Warren	301	342	748	1,391	1,117	102%	274	0
Washington	66	113	109	288	227	102%	61	0
Wayne	71	32	228	331	214	82%	117	5
Williams	56	32	99	187	136	104%	51	0
Wood	142	270	536	948	815	101%	133	0
Wyandot	14	0	68	82	69	101%	13	0
Statewide	17,940	21,044	37,844	76,828	60,348	102%	16,480	612

Courts of Common Pleas – Juvenile Division
Support Enforcement or Modification Terminations
2007

County	Trial by Judge	Trial by Magistrate	Dismissal	Admission to Judge	Admission to Magistrate	Unavailability of Party	Transferred Out	Private Judge	Interlocutory Appeal/Order	Other Terminations	Total Terminations
Adams	4	89	15	161	2	2	0	0	0	28	301
Allen	10	112	221	34	555	205	1	0	0	212	1,350
Ashland	168	7	33	0	0	39	2	0	0	247	496
Ashtabula	0	0	0	0	0	0	0	0	0	72	72
Athens	29	2	103	10	665	30	0	0	0	0	839
Auglaize	1	0	4	32	0	0	0	0	0	0	37
Belmont	0	50	16	2	87	0	0	0	0	7	162
Brown	0	0	1	251	0	0	0	0	0	0	252
Butler	4	248	139	28	155	225	0	0	0	1,765	2,564
Carroll	183	0	8	0	0	3	0	0	0	0	194
Champaign	0	0	87	0	0	4	5	0	0	238	334
Clark	5	1,150	532	198	0	8	1	0	0	8	1,902
Clermont	2	39	400	15	648	25	0	0	0	924	2,053
Clinton	1	2	78	9	100	8	0	0	0	6	204
Columbiana	1	0	170	53	506	79	1	0	0	0	810
Coshocton	0	56	86	0	429	17	0	0	0	0	588
Crawford	1	1	2	1	32	0	0	0	0	0	37
Cuyahoga	6	143	1,470	375	470	1,738	6	0	6	2,420	6,634
Darke	3	87	43	23	9	0	0	0	0	12	177
Defiance	0	0	19	1	112	0	0	0	0	1	133
Delaware	0	2	185	9	390	0	1	0	0	1	588
Erie	0	5	123	2	628	582	1	0	0	2	1,343
Fairfield	0	0	0	0	0	0	0	0	0	0	0
Fayette	119	73	0	0	0	0	0	0	0	177	369
Franklin	19	372	888	28	1,239	126	36	0	4	144	2,856
Fulton	1	27	42	2	73	14	0	0	0	65	224
Gallia	38	148	78	12	0	0	0	0	0	30	306
Geauga	0	0	5	1	0	2	0	0	0	47	55
Greene	192	453	238	0	0	0	0	0	0	3	886
Guernsey	35	435	195	0	1	60	0	0	0	52	778
Hamilton	19	109	1,402	2	5,857	649	1	0	0	110	8,149
Hancock	2	128	73	23	181	26	3	0	0	1	437
Hardin	1	0	147	177	0	4	9	0	0	1	339
Harrison	0	152	11	3	16	0	0	0	2	15	199
Henry	0	0	30	8	121	0	0	0	0	51	210
Highland	239	0	149	3	0	65	1	0	0	4	461
Hocking	2	34	3	0	0	0	0	0	0	2	41
Holmes	0	0	12	0	0	0	0	0	0	30	42
Huron	0	1	13	1	52	19	0	0	0	54	140
Jackson	0	1	40	0	11	0	1	0	0	101	154
Jefferson	0	5	22	735	290	8	0	0	0	10	1,070
Knox	1	12	15	1	3	0	0	0	0	350	382
Lake	17	150	41	5	2	68	0	0	0	39	322
Lawrence	0	0	0	0	0	0	0	0	0	0	0
Licking	0	0	0	0	0	0	0	0	0	0	0
Logan	0	0	0	0	590	0	1	0	0	0	591
Lorain	188	21	1,701	250	18	974	9	0	0	21	3,182

Courts of Common Pleas – Juvenile Division
Support Enforcement or Modification Terminations
2007

County	Trial by Judge	Trial by Magistrate	Dismissal	Admission to Judge	Admission to Magistrate	Unavailability of Party	Transferred Out	Private Judge	Interlocutory Appeal/Order	Other Terminations	Total Terminations
Lucas	10	1,359	564	3	19	355	0	0	0	41	2,351
Madison	1	0	29	34	0	0	0	0	0	14	78
Mahoning	4	501	168	1	125	10	2	0	0	3	814
Marion	1	0	319	447	10	0	0	0	0	5	782
Medina	0	72	60	2	92	55	1	0	0	48	330
Meigs	39	0	15	70	0	0	0	0	0	2	126
Mercer	1	0	36	77	0	12	2	0	0	194	322
Miami	79	549	213	0	87	52	0	0	0	448	1,428
Monroe	13	0	7	25	0	0	0	0	0	0	45
Montgomery	1	728	450	17	1,875	100	1	0	0	47	3,219
Morgan	149	0	14	2	0	27	1	0	0	40	233
Morrow	0	1	5	21	26	12	0	0	0	19	84
Muskingum	0	0	0	0	0	0	0	0	0	0	0
Noble	24	0	6	0	0	0	0	0	0	0	30
Ottawa	2	18	40	48	128	36	0	0	0	0	272
Paulding	0	0	23	73	0	0	0	0	0	1	97
Perry	1	173	50	1	0	13	0	0	0	23	261
Pickaway	0	0	34	0	39	24	0	0	0	136	233
Pike	28	0	15	14	0	12	0	0	0	7	76
Portage	0	37	40	0	157	49	0	0	0	80	363
Preble	0	4	34	5	62	0	0	0	0	316	421
Putnam	3	0	19	59	0	3	3	0	0	0	87
Richland	0	1	2	0	1	0	0	0	0	0	4
Ross	0	0	29	58	1	0	0	0	0	0	88
Sandusky	0	1	40	11	89	0	0	0	0	5	146
Scioto	0	0	0	0	0	0	0	0	0	0	0
Seneca	4	73	84	4	185	9	1	0	0	4	364
Shelby	0	0	64	4	275	1	0	0	0	0	344
Stark	123	435	225	174	22	63	0	0	0	38	1,080
Summit	0	8	0	0	10	0	0	0	0	3	21
Trumbull	0	1	242	150	30	0	1	0	0	678	1,102
Tuscarawas	0	0	0	0	0	0	0	0	0	0	0
Union	0	0	145	21	95	45	0	0	0	6	312
Van Wert	3	257	39	3	39	8	0	0	0	3	352
Vinton	17	0	8	0	0	8	0	0	0	9	42
Warren	0	1	155	2	1	0	2	0	0	956	1,117
Washington	3	1	73	0	110	26	0	0	0	14	227
Wayne	0	0	20	5	75	8	0	0	0	106	214
Williams	0	0	16	4	111	0	0	0	0	5	136
Wood	0	21	129	349	316	0	0	0	0	0	815
Wyandot	0	2	14	2	36	12	0	0	0	3	69
Statewide	1,797	8,357	12,266	4,141	17,258	5,920	93	0	12	10,504	60,348

Courts of Common Pleas – Juvenile Division
 Parentage Overall Caseloads
 2007

County	Cases Pending January 1	New Filings	Reactivations and Transfers	Total Cases	Total Terminations	Clearance Rate	Cases Pending December 31	Cases Pending Beyond Time Guidelines
Adams	3	11	25	39	24	67%	15	0
Allen	185	522	176	883	739	106%	144	11
Ashland	16	13	9	38	26	118%	12	0
Ashtabula	89	383	9	481	390	99%	91	81
Athens	21	21	0	42	11	52%	31	12
Auglaize	23	63	1	87	78	122%	9	0
Belmont	11	15	0	26	8	53%	18	8
Brown	13	49	0	62	55	112%	7	0
Butler	403	198	25	626	501	225%	125	0
Carroll	3	13	0	16	12	92%	4	0
Champaign	11	20	2	33	20	91%	13	2
Clark	65	89	22	176	119	107%	57	3
Clermont	128	297	11	436	279	91%	157	0
Clinton	38	41	10	89	49	96%	40	10
Columbiana	184	401	29	614	501	117%	113	3
Coshocton	5	16	1	22	18	106%	4	0
Crawford	16	160	3	179	169	104%	10	2
Cuyahoga	2,025	1,956	4,496	8,477	7,007	109%	1,470	58
Darke	6	13	2	21	13	87%	8	0
Defiance	13	8	0	21	17	213%	4	0
Delaware	20	55	0	75	45	82%	30	0
Erie	25	24	64	113	97	110%	16	2
Fairfield	0	0	0	0	0	-	0	0
Fayette	3	10	3	16	16	123%	0	0
Franklin	838	900	86	1,824	1,320	134%	504	24
Fulton	6	11	10	27	16	76%	11	0
Gallia	55	79	0	134	97	123%	37	3
Geauga	3	8	3	14	8	73%	6	0
Greene	15	58	0	73	41	71%	32	0
Guernsey	2	3	0	5	3	100%	2	0
Hamilton	353	650	704	1,707	1,472	109%	235	2
Hancock	38	123	8	169	123	94%	46	0
Hardin	19	16	2	37	22	122%	15	0
Harrison	0	0	0	0	0	-	0	0
Henry	20	33	7	60	47	118%	13	4
Highland	18	33	9	60	47	112%	13	0
Hocking	25	29	0	54	15	52%	39	5
Holmes	4	8	0	12	12	150%	0	0
Huron	10	14	1	25	19	127%	6	12
Jackson	13	5	0	18	7	140%	11	7
Jefferson	156	180	219	555	392	98%	163	24
Knox	21	19	33	73	60	115%	13	1
Lake	47	97	35	179	131	99%	48	1
Lawrence	63	77	1	141	93	119%	48	8
Licking	0	0	0	0	0	-	0	0
Logan	13	9	3	25	13	108%	12	3
Lorain	417	636	42	1,095	661	97%	434	2

Courts of Common Pleas – Juvenile Division
 Parentage Overall Caseloads
 2007

County	Cases Pending January 1	New Filings	Reactivations and Transfers	Total Cases	Total Terminations	Clearance Rate	Cases Pending December 31	Cases Pending Beyond Time Guidelines
Lucas	392	915	177	1,484	1,071	98%	413	8
Madison	12	12	6	30	20	111%	10	1
Mahoning	160	861	25	1,046	968	109%	78	8
Marion	95	501	1	597	419	83%	178	6
Medina	25	13	10	48	40	174%	8	3
Meigs	161	130	242	533	337	91%	196	102
Mercer	2	9	1	12	7	70%	5	0
Miami	39	63	16	118	91	115%	27	0
Monroe	3	1	3	7	7	175%	0	0
Montgomery	355	448	96	899	544	100%	355	24
Morgan	15	11	11	37	27	123%	10	4
Morrow	8	7	26	41	33	100%	8	0
Muskingum	0	0	0	0	0	-	0	0
Noble	2	3	5	10	7	88%	3	0
Ottawa	5	12	2	19	16	114%	3	0
Paulding	9	9	10	28	19	100%	9	1
Perry	59	16	31	106	84	179%	22	2
Pickaway	54	129	339	522	425	91%	97	4
Pike	5	2	0	7	3	150%	4	1
Portage	24	71	3	98	65	88%	33	0
Preble	3	6	0	9	4	67%	5	1
Putnam	30	78	9	117	74	85%	43	1
Richland	0	0	0	0	0	-	0	0
Ross	16	17	0	33	16	94%	17	6
Sandusky	11	16	4	31	22	110%	9	0
Scioto	0	0	0	0	0	-	0	0
Seneca	23	29	7	59	34	94%	25	3
Shelby	7	8	0	15	12	150%	3	0
Stark	30	257	84	371	330	97%	41	0
Summit	0	0	0	0	0	-	0	0
Trumbull	209	278	91	578	364	99%	214	24
Tuscarawas	479	381	1	861	596	156%	265	0
Union	0	0	0	0	0	-	0	0
Van Wert	35	65	17	117	78	95%	39	1
Vinton	33	25	3	61	29	104%	32	11
Warren	36	42	25	103	69	103%	34	1
Washington	4	10	6	20	18	113%	2	0
Wayne	13	32	2	47	36	106%	11	0
Williams	6	19	5	30	14	58%	16	0
Wood	16	45	17	78	70	113%	8	0
Wyandot	20	62	3	85	66	102%	19	0
Statewide	7,838	11,949	7,329	27,116	20,808	108%	6,308	500

Courts of Common Pleas – Juvenile Division
Parentage Terminations
2007

County	Trial by Judge	Trial by Magistrate	Dismissal	Admission to Judge	Admission to Magistrate	Unavailability of Party	Transferred Out	Private Judge	Interlocutory Appeal/Order	Other Terminations	Total Terminations
Adams	0	10	2	10	0	1	0	0	0	1	24
Allen	6	151	47	164	81	1	0	0	0	289	739
Ashland	15	0	5	1	0	5	0	0	0	0	26
Ashtabula	0	0	1	0	0	0	1	0	0	388	390
Athens	0	0	1	1	8	1	0	0	0	0	11
Auglaize	5	0	8	65	0	0	0	0	0	0	78
Belmont	0	2	2	0	3	0	0	0	0	1	8
Brown	0	0	0	55	0	0	0	0	0	0	55
Butler	0	120	62	0	53	36	2	0	0	228	501
Carroll	11	0	1	0	0	0	0	0	0	0	12
Champaign	0	0	5	0	2	0	0	0	0	13	20
Clark	7	55	51	0	1	2	0	0	0	3	119
Clermont	0	12	41	1	15	0	0	0	0	210	279
Clinton	0	0	12	0	35	2	0	0	0	0	49
Columbiana	0	1	40	6	451	3	0	0	0	0	501
Coshocton	0	4	5	0	7	0	0	0	0	2	18
Crawford	1	0	2	2	160	0	1	0	0	3	169
Cuyahoga	7	236	1,603	91	91	809	3	0	11	4,156	7,007
Darke	0	2	8	0	1	0	0	0	0	2	13
Defiance	0	0	4	1	12	0	0	0	0	0	17
Delaware	0	0	13	2	30	0	0	0	0	0	45
Erie	0	0	9	1	30	57	0	0	0	0	97
Fairfield	0	0	0	0	0	0	0	0	0	0	0
Fayette	1	5	0	0	0	0	0	0	0	10	16
Franklin	5	59	520	16	563	0	30	1	1	125	1,320
Fulton	0	0	5	0	4	3	0	0	0	4	16
Gallia	3	52	41	0	0	0	0	0	0	1	97
Geauga	0	0	0	0	0	1	0	0	0	7	8
Greene	7	24	9	0	0	0	1	0	0	0	41
Guernsey	2	0	1	0	0	0	0	0	0	0	3
Hamilton	24	5	303	1	424	710	0	0	0	5	1,472
Hancock	0	57	33	1	31	0	1	0	0	0	123
Hardin	0	0	7	15	0	0	0	0	0	0	22
Harrison	0	0	0	0	0	0	0	0	0	0	0
Henry	0	0	7	2	10	0	0	0	0	28	47
Highland	31	0	8	2	0	5	1	0	0	0	47
Hocking	0	7	5	0	0	0	0	0	0	3	15
Holmes	0	0	1	0	0	0	0	0	0	11	12
Huron	0	2	7	1	7	1	0	0	0	1	19
Jackson	0	0	1	0	0	0	0	0	0	6	7
Jefferson	0	4	5	204	150	23	0	0	0	6	392
Knox	0	3	7	0	1	0	0	0	0	49	60
Lake	1	43	25	0	0	25	0	0	0	37	131
Lawrence	0	0	26	0	66	0	0	0	0	1	93
Licking	0	0	0	0	0	0	0	0	0	0	0
Logan	0	0	0	0	13	0	0	0	0	0	13
Lorain	4	1	193	436	0	24	0	0	0	3	661

Courts of Common Pleas – Juvenile Division
Parentage Terminations
2007

County	Trial by Judge	Trial by Magistrate	Dismissal	Admission to Judge	Admission to Magistrate	Unavailability of Party	Transferred Out	Private Judge	Interlocutory Appeal/Order	Other Terminations	Total Terminations
Lucas	7	435	269	1	19	290	0	0	0	50	1,071
Madison	3	0	4	10	0	0	0	0	0	3	20
Mahoning	0	130	94	2	703	0	0	0	0	39	968
Marion	4	1	70	342	2	0	0	0	0	0	419
Medina	0	10	16	0	3	10	0	0	0	1	40
Meigs	131	0	21	181	0	0	0	1	0	3	337
Mercer	0	0	1	1	0	2	0	0	0	3	7
Miami	0	37	19	0	27	0	0	0	0	8	91
Monroe	1	0	2	4	0	0	0	0	0	0	7
Montgomery	1	148	213	4	117	52	1	0	0	8	544
Morgan	8	0	3	9	0	1	0	0	0	6	27
Morrow	0	0	3	8	12	1	1	0	0	8	33
Muskingum	0	0	0	0	0	0	0	0	0	0	0
Noble	7	0	0	0	0	0	0	0	0	0	7
Ottawa	1	0	2	3	8	2	0	0	0	0	16
Paulding	0	0	1	17	0	1	0	0	0	0	19
Perry	0	42	29	0	0	8	0	0	0	5	84
Pickaway	0	0	74	0	80	88	0	0	0	183	425
Pike	1	0	1	1	0	0	0	0	0	0	3
Portage	0	16	8	0	34	3	0	0	0	4	65
Preble	0	0	1	1	1	0	0	0	0	1	4
Putnam	2	0	7	60	0	3	0	0	0	2	74
Richland	0	0	0	0	0	0	0	0	0	0	0
Ross	0	1	4	2	9	0	0	0	0	0	16
Sandusky	0	0	11	2	6	0	0	0	0	3	22
Scioto	0	0	0	0	0	0	0	0	0	0	0
Seneca	2	10	5	2	15	0	0	0	0	0	34
Shelby	0	0	3	1	7	0	0	0	0	1	12
Stark	17	133	135	27	10	4	0	0	0	4	330
Summit	0	0	0	0	0	0	0	0	0	0	0
Trumbull	1	1	55	62	2	0	0	0	0	243	364
Tuscarawas	0	0	63	0	453	0	0	0	0	80	596
Union	0	0	0	0	0	0	0	0	0	0	0
Van Wert	0	57	9	1	8	1	1	0	0	1	78
Vinton	19	0	1	2	0	0	0	0	0	7	29
Warren	0	9	17	1	0	0	0	0	0	42	69
Washington	0	0	8	4	6	0	0	0	0	0	18
Wayne	0	0	5	0	20	0	0	0	0	11	36
Williams	0	0	3	0	10	0	0	0	0	1	14
Wood	0	0	21	30	19	0	0	0	0	0	70
Wyandot	1	18	5	27	15	0	0	0	0	0	66
Statewide	336	1,903	4,309	1,883	3,835	2,175	43	2	12	6,310	20,808

Courts of Common Pleas – Juvenile Division
Uniform Interstate Family Support Act Overall Caseloads
2007

County	Cases Pending January 1	New Filings	Reactivations and Transfers	Total Cases	Total Terminations	Clearance Rate	Cases Pending December 31	Cases Pending Beyond Time Guidelines
Adams	7	6	14	27	24	120%	3	0
Allen	0	1	0	1	1	100%	0	0
Ashland	1	14	0	15	15	107%	0	0
Ashtabula	0	0	0	0	0	-	0	0
Athens	0	0	0	0	0	-	0	0
Auglaize	0	7	0	7	4	57%	3	1
Belmont	0	0	0	0	0	-	0	0
Brown	0	0	0	0	0	-	0	0
Butler	108	71	0	179	129	182%	50	0
Carroll	1	0	0	1	1	-	0	0
Champaign	0	3	0	3	2	67%	1	0
Clark	0	0	0	0	0	-	0	0
Clermont	0	0	0	0	0	-	0	0
Clinton	0	0	0	0	0	-	0	0
Columbiana	0	0	0	0	0	-	0	0
Coshocton	2	6	0	8	7	117%	1	0
Crawford	0	0	0	0	0	-	0	0
Cuyahoga	0	0	0	0	0	-	0	0
Darke	0	4	0	4	3	75%	1	1
Defiance	0	0	0	0	0	-	0	0
Delaware	7	12	0	19	17	142%	2	1
Erie	0	0	0	0	0	-	0	0
Fairfield	0	0	0	0	0	-	0	0
Fayette	0	0	0	0	0	-	0	0
Franklin	3	113	32	148	78	54%	70	2
Fulton	0	0	0	0	0	-	0	0
Gallia	0	11	0	11	4	36%	7	2
Geauga	0	6	0	6	6	100%	0	0
Greene	0	0	0	0	0	-	0	0
Guernsey	0	0	0	0	0	-	0	0
Hamilton	0	0	0	0	0	-	0	0
Hancock	5	3	0	8	7	233%	1	0
Hardin	19	2	0	21	3	150%	18	0
Harrison	0	0	0	0	0	-	0	0
Henry	0	0	0	0	0	-	0	0
Highland	0	0	0	0	0	-	0	0
Hocking	0	0	0	0	0	-	0	0
Holmes	0	0	0	0	0	-	0	0
Huron	0	0	0	0	0	-	0	3
Jackson	1	0	0	1	0	-	1	1
Jefferson	20	52	26	98	72	92%	26	19
Knox	0	9	2	11	7	64%	4	1
Lake	2	14	4	20	13	72%	7	0
Lawrence	0	0	0	0	0	-	0	0
Licking	0	0	0	0	0	-	0	0
Logan	3	7	0	10	7	100%	3	1
Lorain	0	0	0	0	0	-	0	0

Courts of Common Pleas – Juvenile Division
Uniform Interstate Family Support Act Overall Caseloads
2007

County	Cases Pending January 1	New Filings	Reactivations and Transfers	Total Cases	Total Terminations	Clearance Rate	Cases Pending December 31	Cases Pending Beyond Time Guidelines
Lucas	53	144	20	217	188	115%	29	7
Madison	0	0	0	0	0	-	0	0
Mahoning	62	126	4	192	144	111%	48	28
Marion	10	21	0	31	22	105%	9	6
Medina	0	0	0	0	0	-	0	0
Meigs	0	7	6	13	11	85%	2	0
Mercer	0	0	0	0	0	-	0	0
Miami	3	18	0	21	14	78%	7	0
Monroe	0	1	1	2	2	100%	0	0
Montgomery	0	231	0	231	231	100%	0	0
Morgan	0	5	0	5	3	60%	2	2
Morrow	1	0	1	2	2	200%	0	0
Muskingum	0	0	0	0	0	-	0	0
Noble	0	0	0	0	0	-	0	0
Ottawa	0	0	0	0	0	-	0	0
Paulding	1	6	2	9	7	88%	2	1
Perry	5	5	0	10	7	140%	3	1
Pickaway	0	0	0	0	0	-	0	0
Pike	3	1	0	4	0	0%	4	2
Portage	0	0	0	0	0	-	0	0
Preble	0	10	0	10	8	80%	2	2
Putnam	0	0	0	0	0	-	0	0
Richland	0	0	0	0	0	-	0	0
Ross	0	0	0	0	0	-	0	0
Sandusky	0	0	0	0	0	-	0	0
Scioto	0	0	0	0	0	-	0	0
Seneca	2	2	0	4	3	150%	1	0
Shelby	0	0	0	0	0	-	0	0
Stark	21	74	4	99	84	108%	15	0
Summit	0	0	0	0	0	-	0	0
Trumbull	0	0	0	0	0	-	0	0
Tuscarawas	0	0	0	0	0	-	0	0
Union	0	0	0	0	0	-	0	0
Van Wert	0	5	1	6	3	50%	3	1
Vinton	0	0	0	0	0	-	0	0
Warren	3	2	0	5	4	200%	1	0
Washington	0	0	0	0	0	-	0	0
Wayne	0	0	0	0	0	-	0	0
Williams	0	0	0	0	0	-	0	0
Wood	0	0	0	0	0	-	0	0
Wyandot	1	4	0	5	5	125%	0	0
Statewide	344	1,003	117	1,464	1,138	102%	326	82

Courts of Common Pleas – Juvenile Division
Uniform Interstate Family Support Act Terminations
2007

County	Trial by Judge	Trial by Magistrate	Dismissal	Admission to Judge	Admission to Magistrate	Unavailability of Party	Transferred Out	Private Judge	Interlocutory Appeal/Order	Other Terminations	Total Terminations
Adams	0	10	1	9	0	0	0	0	0	4	24
Allen	0	1	0	0	0	0	0	0	0	0	1
Ashland	0	0	0	0	0	1	0	0	0	14	15
Ashtabula	0	0	0	0	0	0	0	0	0	0	0
Athens	0	0	0	0	0	0	0	0	0	0	0
Auglaize	0	0	3	1	0	0	0	0	0	0	4
Belmont	0	0	0	0	0	0	0	0	0	0	0
Brown	0	0	0	0	0	0	0	0	0	0	0
Butler	0	24	13	0	23	0	0	0	0	69	129
Carroll	1	0	0	0	0	0	0	0	0	0	1
Champaign	0	0	0	0	0	0	0	0	0	2	2
Clark	0	0	0	0	0	0	0	0	0	0	0
Clermont	0	0	0	0	0	0	0	0	0	0	0
Clinton	0	0	0	0	0	0	0	0	0	0	0
Columbiana	0	0	0	0	0	0	0	0	0	0	0
Coshocton	0	0	4	0	3	0	0	0	0	0	7
Crawford	0	0	0	0	0	0	0	0	0	0	0
Cuyahoga	0	0	0	0	0	0	0	0	0	0	0
Darke	0	0	3	0	0	0	0	0	0	0	3
Defiance	0	0	0	0	0	0	0	0	0	0	0
Delaware	0	0	6	1	10	0	0	0	0	0	17
Erie	0	0	0	0	0	0	0	0	0	0	0
Fairfield	0	0	0	0	0	0	0	0	0	0	0
Fayette	0	0	0	0	0	0	0	0	0	0	0
Franklin	0	7	18	0	24	1	3	0	0	25	78
Fulton	0	0	0	0	0	0	0	0	0	0	0
Gallia	0	1	3	0	0	0	0	0	0	0	4
Geauga	0	0	1	0	0	0	0	0	0	5	6
Greene	0	0	0	0	0	0	0	0	0	0	0
Guernsey	0	0	0	0	0	0	0	0	0	0	0
Hamilton	0	0	0	0	0	0	0	0	0	0	0
Hancock	0	2	4	0	1	0	0	0	0	0	7
Hardin	0	0	1	2	0	0	0	0	0	0	3
Harrison	0	0	0	0	0	0	0	0	0	0	0
Henry	0	0	0	0	0	0	0	0	0	0	0
Highland	0	0	0	0	0	0	0	0	0	0	0
Hocking	0	0	0	0	0	0	0	0	0	0	0
Holmes	0	0	0	0	0	0	0	0	0	0	0
Huron	0	0	0	0	0	0	0	0	0	0	0
Jackson	0	0	0	0	0	0	0	0	0	0	0
Jefferson	0	0	2	34	34	1	0	0	0	1	72
Knox	0	0	3	0	0	0	0	0	0	4	7
Lake	0	8	2	0	0	3	0	0	0	0	13
Lawrence	0	0	0	0	0	0	0	0	0	0	0
Licking	0	0	0	0	0	0	0	0	0	0	0
Logan	0	0	0	0	7	0	0	0	0	0	7
Lorain	0	0	0	0	0	0	0	0	0	0	0

Courts of Common Pleas – Juvenile Division
Uniform Interstate Family Support Act Terminations
2007

County	Trial by Judge	Trial by Magistrate	Dismissal	Admission to Judge	Admission to Magistrate	Unavailability of Party	Transferred Out	Private Judge	Interlocutory Appeal/Order	Other Terminations	Total Terminations
Lucas	1	57	10	0	0	22	0	0	0	98	188
Madison	0	0	0	0	0	0	0	0	0	0	0
Mahoning	0	65	29	0	0	1	0	0	0	49	144
Marion	0	0	11	11	0	0	0	0	0	0	22
Medina	0	0	0	0	0	0	0	0	0	0	0
Meigs	1	0	0	9	0	0	0	0	0	1	11
Mercer	0	0	0	0	0	0	0	0	0	0	0
Miami	0	4	1	0	0	0	0	0	0	9	14
Monroe	2	0	0	0	0	0	0	0	0	0	2
Montgomery	0	0	0	1	228	0	0	0	0	2	231
Morgan	0	0	1	0	0	0	0	0	0	2	3
Morrow	0	0	2	0	0	0	0	0	0	0	2
Muskingum	0	0	0	0	0	0	0	0	0	0	0
Noble	0	0	0	0	0	0	0	0	0	0	0
Ottawa	0	0	0	0	0	0	0	0	0	0	0
Paulding	0	0	3	3	0	0	1	0	0	0	7
Perry	0	6	1	0	0	0	0	0	0	0	7
Pickaway	0	0	0	0	0	0	0	0	0	0	0
Pike	0	0	0	0	0	0	0	0	0	0	0
Portage	0	0	0	0	0	0	0	0	0	0	0
Preble	0	0	0	0	3	0	0	0	0	5	8
Putnam	0	0	0	0	0	0	0	0	0	0	0
Richland	0	0	0	0	0	0	0	0	0	0	0
Ross	0	0	0	0	0	0	0	0	0	0	0
Sandusky	0	0	0	0	0	0	0	0	0	0	0
Scioto	0	0	0	0	0	0	0	0	0	0	0
Seneca	0	2	0	0	1	0	0	0	0	0	3
Shelby	0	0	0	0	0	0	0	0	0	0	0
Stark	2	17	12	7	0	0	0	0	0	46	84
Summit	0	0	0	0	0	0	0	0	0	0	0
Trumbull	0	0	0	0	0	0	0	0	0	0	0
Tuscarawas	0	0	0	0	0	0	0	0	0	0	0
Union	0	0	0	0	0	0	0	0	0	0	0
Van Wert	0	2	1	0	0	0	0	0	0	0	3
Vinton	0	0	0	0	0	0	0	0	0	0	0
Warren	0	0	0	0	0	0	0	0	0	4	4
Washington	0	0	0	0	0	0	0	0	0	0	0
Wayne	0	0	0	0	0	0	0	0	0	0	0
Williams	0	0	0	0	0	0	0	0	0	0	0
Wood	0	0	0	0	0	0	0	0	0	0	0
Wyandot	0	1	2	0	1	1	0	0	0	0	5
Statewide	7	207	137	78	335	30	4	0	0	340	1,138

Courts of Common Pleas – Juvenile Division

All Others Overall Caseloads

2007

County	Cases Pending January 1	New Filings	Reactivations and Transfers	Total Cases	Total Terminations	Clearance Rate	Cases Pending December 31	Cases Pending Beyond Time Guidelines
Adams	0	2	0	2	2	100%	0	0
Allen	1	27	8	36	36	103%	0	0
Ashland	0	4	0	4	4	100%	0	0
Ashtabula	49	8	0	57	0	0%	57	54
Athens	0	5	0	5	5	100%	0	0
Auglaize	0	63	0	63	62	98%	1	0
Belmont	79	21	295	395	313	99%	82	30
Brown	0	1	0	1	1	100%	0	0
Butler	138	84	3	225	206	237%	19	0
Carroll	1	3	0	4	4	133%	0	0
Champaign	0	0	0	0	0	-	0	0
Clark	0	0	0	0	0	-	0	0
Clermont	95	79	282	456	415	115%	41	0
Clinton	0	2	0	2	2	100%	0	0
Columbiana	6	3	11	20	20	143%	0	0
Coshocton	0	2	0	2	2	100%	0	0
Crawford	0	0	0	0	0	-	0	0
Cuyahoga	0	79	0	79	79	100%	0	0
Darke	0	1	0	1	1	100%	0	0
Defiance	0	1	0	1	1	100%	0	0
Delaware	0	1	0	1	1	100%	0	0
Erie	18	30	222	270	203	81%	67	2
Fairfield	2	37	6	45	43	100%	2	0
Fayette	2	1	0	3	3	300%	0	0
Franklin	68	258	3,655	3,981	263	7%	3,718	78
Fulton	0	5	5	10	9	90%	1	0
Gallia	19	108	0	127	91	84%	36	4
Geauga	0	1	0	1	1	100%	0	0
Greene	0	0	0	0	0	-	0	0
Guernsey	0	0	0	0	0	-	0	0
Hamilton	0	0	0	0	0	-	0	0
Hancock	0	12	7	19	19	100%	0	0
Hardin	60	0	0	60	0	-	60	0
Harrison	0	0	0	0	0	-	0	0
Henry	0	0	0	0	0	-	0	0
Highland	0	7	0	7	7	100%	0	0
Hocking	135	45	5	185	86	172%	99	19
Holmes	0	0	0	0	0	-	0	0
Huron	0	6	0	6	6	100%	0	6
Jackson	1	40	0	41	40	100%	1	1
Jefferson	84	416	11	511	395	93%	116	19
Knox	3	1	0	4	3	300%	1	1
Lake	30	160	12	202	169	98%	33	0
Lawrence	0	0	0	0	0	-	0	0
Licking	0	0	0	0	0	-	0	0
Logan	0	0	0	0	0	-	0	0
Lorain	0	6	2	8	7	88%	1	0

Courts of Common Pleas – Juvenile Division
All Others Overall Caseloads
2007

County	Cases Pending January 1	New Filings	Reactivations and Transfers	Total Cases	Total Terminations	Clearance Rate	Cases Pending December 31	Cases Pending Beyond Time Guidelines
Lucas	1	22	0	23	23	105%	0	0
Madison	0	23	1	24	23	96%	1	0
Mahoning	76	128	67	271	226	116%	45	16
Marion	5	64	5	74	70	101%	4	0
Medina	4	0	5	9	8	160%	1	1
Meigs	0	15	2	17	17	100%	0	0
Mercer	0	2	2	4	4	100%	0	0
Miami	0	1	1	2	2	100%	0	0
Monroe	1	0	5	6	6	120%	0	0
Montgomery	2	11	0	13	12	109%	1	1
Morgan	1	0	0	1	1	-	0	0
Morrow	1	3	4	8	7	100%	1	0
Muskingum	71	60	263	394	323	100%	71	12
Noble	1	3	1	5	4	100%	1	1
Ottawa	0	0	0	0	0	-	0	0
Paulding	0	0	0	0	0	-	0	0
Perry	1	3	4	8	3	43%	5	2
Pickaway	0	2	1	3	1	33%	2	0
Pike	0	22	0	22	22	100%	0	0
Portage	0	2	0	2	2	100%	0	0
Preble	0	33	0	33	33	100%	0	0
Putnam	4	30	4	38	34	100%	4	0
Richland	34	5	608	647	572	93%	75	7
Ross	0	103	0	103	103	100%	0	0
Sandusky	6	26	6	38	28	88%	10	5
Scioto	1	6	0	7	5	83%	2	1
Seneca	0	17	0	17	17	100%	0	0
Shelby	17	3	99	119	108	106%	11	0
Stark	76	153	15	244	206	123%	38	0
Summit	0	30	0	30	25	83%	5	0
Trumbull	0	1	0	1	1	100%	0	0
Tuscarawas	4	9	0	13	12	133%	1	0
Union	8	35	10	53	51	113%	2	0
Van Wert	0	1	0	1	1	100%	0	0
Vinton	1	2	0	3	1	50%	2	1
Warren	4	53	3	60	58	104%	2	0
Washington	0	1	1	2	2	100%	0	0
Wayne	94	2	486	582	469	96%	113	3
Williams	0	3	0	3	3	100%	0	0
Wood	0	2	0	2	2	100%	0	0
Wyandot	1	0	0	1	1	-	0	0
Statewide	1,205	2,395	6,117	9,717	4,985	59%	4,732	264

Courts of Common Pleas – Juvenile Division

All Others Terminations

2007

County	Trial by Judge	Trial by Magistrate	Dismissal	Admission to Judge	Admission to Magistrate	Unavailability of Party	Transferred Out	Private Judge	Interlocutory Appeal/Order	Other Terminations	Total Terminations
Adams	0	0	0	0	0	0	0	0	0	2	2
Allen	1	0	3	0	0	0	0	0	0	32	36
Ashland	0	0	0	0	0	0	0	0	0	4	4
Ashtabula	0	0	0	0	0	0	0	0	0	0	0
Athens	0	0	0	5	0	0	0	0	0	0	5
Auglaize	0	0	3	56	0	0	3	0	0	0	62
Belmont	12	112	80	13	95	0	0	0	0	1	313
Brown	0	0	0	1	0	0	0	0	0	0	1
Butler	0	26	19	0	47	1	1	0	0	112	206
Carroll	2	0	0	0	0	0	0	0	0	2	4
Champaign	0	0	0	0	0	0	0	0	0	0	0
Clark	0	0	0	0	0	0	0	0	0	0	0
Clermont	0	16	39	22	186	0	0	0	0	152	415
Clinton	0	0	0	0	0	0	0	0	0	2	2
Columbiana	1	0	1	12	2	4	0	0	0	0	20
Coshocton	0	0	0	1	1	0	0	0	0	0	2
Crawford	0	0	0	0	0	0	0	0	0	0	0
Cuyahoga	79	0	0	0	0	0	0	0	0	0	79
Darke	0	0	0	0	0	0	0	0	0	1	1
Defiance	0	0	0	1	0	0	0	0	0	0	1
Delaware	0	0	0	0	0	0	0	0	0	1	1
Erie	0	0	77	5	9	44	0	0	0	68	203
Fairfield	3	0	1	1	0	0	0	0	0	38	43
Fayette	0	0	0	0	0	0	0	0	0	3	3
Franklin	3	34	70	3	105	0	14	0	1	33	263
Fulton	0	0	0	0	0	0	0	0	0	9	9
Gallia	0	47	44	0	0	0	0	0	0	0	91
Geauga	0	0	0	0	0	0	0	0	0	1	1
Greene	0	0	0	0	0	0	0	0	0	0	0
Guernsey	0	0	0	0	0	0	0	0	0	0	0
Hamilton	0	0	0	0	0	0	0	0	0	0	0
Hancock	0	0	0	7	0	0	0	0	0	12	19
Hardin	0	0	0	0	0	0	0	0	0	0	0
Harrison	0	0	0	0	0	0	0	0	0	0	0
Henry	0	0	0	0	0	0	0	0	0	0	0
Highland	0	0	0	1	0	0	0	0	0	6	7
Hocking	8	55	7	0	0	3	0	0	0	13	86
Holmes	0	0	0	0	0	0	0	0	0	0	0
Huron	1	0	0	0	0	0	0	0	0	5	6
Jackson	0	0	0	0	0	0	0	0	0	40	40
Jefferson	0	0	53	1	7	1	0	0	0	333	395
Knox	0	0	0	0	0	0	0	0	0	3	3
Lake	0	0	35	8	69	5	0	0	0	52	169
Lawrence	0	0	0	0	0	0	0	0	0	0	0
Licking	0	0	0	0	0	0	0	0	0	0	0
Logan	0	0	0	0	0	0	0	0	0	0	0
Lorain	0	0	0	3	1	0	1	0	0	2	7

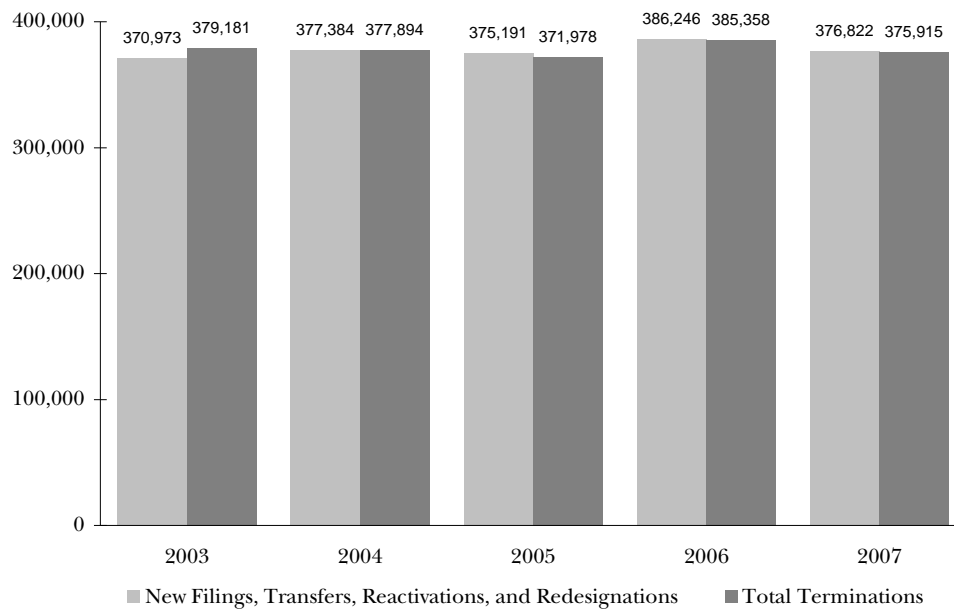
Courts of Common Pleas – Juvenile Division

All Others Terminations

2007

County	Trial by Judge	Trial by Magistrate	Dismissal	Admission to Judge	Admission to Magistrate	Unavailability of Party	Transferred Out	Private Judge	Interlocutory Appeal/Order	Other Terminations	Total Terminations
Lucas	14	0	3	0	0	0	0	0	0	6	23
Madison	0	0	0	0	0	0	0	0	0	23	23
Mahoning	14	57	14	1	22	11	0	0	0	107	226
Marion	2	0	7	0	47	0	0	0	0	14	70
Medina	0	1	2	0	3	2	0	0	0	0	8
Meigs	0	0	0	16	0	0	0	0	0	1	17
Mercer	0	0	0	4	0	0	0	0	0	0	4
Miami	0	0	0	0	1	0	0	0	0	1	2
Monroe	0	0	3	0	0	0	0	0	0	3	6
Montgomery	4	0	3	4	0	0	0	0	0	1	12
Morgan	0	0	0	0	1	0	0	0	0	0	1
Morrow	0	0	3	0	3	0	0	0	0	1	7
Muskingum	42	6	17	0	2	0	1	0	0	255	323
Noble	0	0	0	1	0	0	0	0	0	3	4
Ottawa	0	0	0	0	0	0	0	0	0	0	0
Paulding	0	0	0	0	0	0	0	0	0	0	0
Perry	0	2	1	0	0	0	0	0	0	0	3
Pickaway	0	0	0	1	0	0	0	0	0	0	1
Pike	0	0	0	0	0	0	0	0	0	22	22
Portage	0	0	0	0	0	0	0	0	0	2	2
Preble	0	0	0	0	0	0	0	0	0	33	33
Putnam	0	0	12	17	0	0	0	0	0	5	34
Richland	7	0	51	87	388	38	1	0	0	0	572
Ross	0	0	3	2	0	0	0	0	0	98	103
Sandusky	0	0	7	7	7	0	2	0	0	5	28
Scioto	0	0	0	3	0	0	0	0	0	2	5
Seneca	0	0	0	0	0	0	0	0	0	17	17
Shelby	0	0	23	66	13	0	4	0	0	2	108
Stark	5	8	4	14	0	0	0	0	0	175	206
Summit	25	0	0	0	0	0	0	0	0	0	25
Trumbull	0	0	1	0	0	0	0	0	0	0	1
Tuscarawas	0	0	0	0	12	0	0	0	0	0	12
Union	1	0	12	15	7	1	0	0	0	15	51
Van Wert	1	0	0	0	0	0	0	0	0	0	1
Vinton	0	0	0	0	0	0	0	0	0	1	1
Warren	0	0	7	5	0	0	0	0	0	46	58
Washington	0	0	1	0	0	0	0	0	0	1	2
Wayne	0	0	18	209	85	11	8	0	0	138	469
Williams	0	0	0	2	0	0	0	0	0	1	3
Wood	0	0	0	2	0	0	0	0	0	0	2
Wyandot	0	0	0	0	0	0	0	0	0	1	1
Statewide	225	364	624	596	1,113	121	35	0	1	1,906	4,985

Courts of Common Pleas - Juvenile Division
All Case Types - Statewide
2003 - 2007



Section I: Municipal Courts



AKRON MUNICIPAL COURT
Akron

Municipal Courts
 Composite Administrative Judge Report for the Entire State
 2007

	Felonies	Misdemeanors	O.V.I.	Other Traffic	Personal Injury and Property Damage	Contracts	F.E.D.	Other Civil	Small Claims	Total
Cases Pending Beginning of Year	5,486	40,897	2,845	85,712	6,079	69,798	66,658	31,001	23,584	332,060
New Cases Filed	76,079	390,437	62,818	1,233,444	7,181	222,362	110,840	125,488	80,917	2,309,566
Transferred in, Reactivated or Redesignated Cases	16,150	101,084	4,220	172,017	682	5,262	1,790	1,298	1,664	304,167
Total Cases	97,715	532,418	69,883	1,491,173	13,942	297,422	179,288	157,787	106,165	2,945,793
Cases Terminated By:										
Hearing by Judge	8,993	86,862	10,690	118,146	3,735	136,890	21,275	9,700	17,240	413,531
Hearing by Magistrate	X	29,518	986	116,717	626	13,403	27,193	3,655	38,224	230,322
Transfer (Includes individual judge assignment)	24,696	212,378	50,906	190,888	2,057	22,791	9,134	3,522	1,452	517,824
Dismissal: Lack of Speedy Trial (CR) or Want of Prosecution (CV)	90	520	49	222	453	10,742	43,036	446	5,760	61,318
Other Dismissals	40,399	31,710	636	32,114	1,004	25,388	19,273	2,584	17,322	170,430
Violations Bureau	X	28,674	X	757,917	X	X	X	X	X	786,591
Unavailability of Accused	15,251	98,040	3,147	179,153	53	479	17	29	140	296,309
Bankruptcy Stay or Interlocutory Appeal	3	17	1	7	81	2,322	177	143	589	3,340
All Other Terminations	3,021	3,884	280	9,172	298	4,093	2,480	102,019	2,829	128,076
Total Terminations	92,453	491,603	66,695	1,404,336	8,307	216,108	122,585	122,098	83,556	2,607,741
Cases Pending End of Year	5,262	40,815	3,188	86,837	5,635	81,314	56,703	35,689	22,609	338,052
Time Guideline (Months)	1	6	6	6	24	12	12	12	6	X
Cases Pending End of Year Beyond Time Guideline	514	237	36	309	36	2,967	15,265	245	2,879	22,488

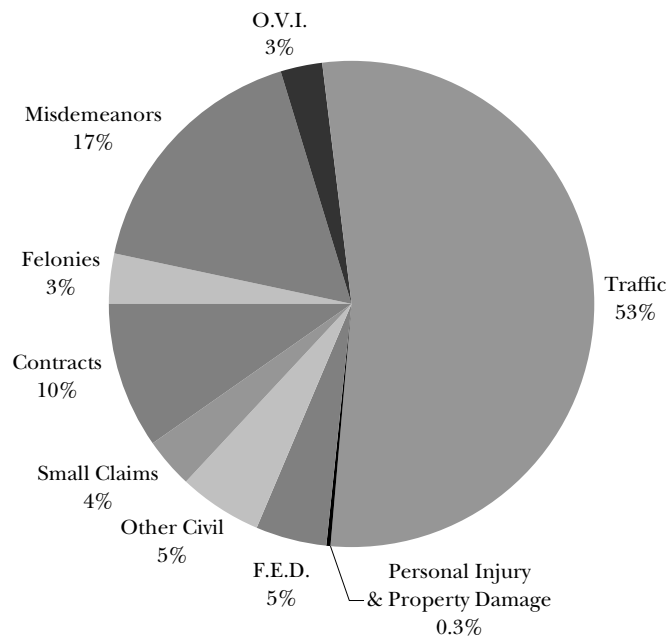
Note: "X" indicates data not applicable

Municipal Courts
 Composite Individual Judge Report for the Entire State
 2007

	Misdemeanors	O.V.I.	Other Traffic	Personal Injury and Property Damage	Contracts	F.I.D.	Other Civil	Total
Cases Pending Beginning of Year	37,576	12,631	34,180	1,325	7,474	2,556	661	96,403
New Cases Filed	211,377	50,576	192,501	2,057	22,727	8,826	3,476	491,540
Transferred in, Reactivated or Redesignated Cases	49,019	5,078	49,939	150	909	191	227	105,513
Total Cases	297,972	68,285	276,620	3,532	31,110	11,573	4,364	693,456
Cases Terminated By:								
Jury Trial	727	266	226	38	104	12	11	1,384
Court Trial	7,328	1,034	8,583	186	2,339	3,109	641	23,220
Default	X	X	X	368	4,292	1,008	875	6,543
Guilty or No Contest Plea to Original Charge	89,057	35,945	87,955	X	X	X	X	212,957
Guilty or No Contest Plea to Reduced Charge	36,573	9,447	41,265	X	X	X	X	87,285
Dismissal: Lack of Speedy Trial (CR) or Want of Prosecution (CV)	218	27	176	54	369	1,065	35	1,944
Other Dismissals	63,691	2,246	41,717	1,121	8,879	2,703	727	121,084
Transferred Out	5,243	996	3,652	73	579	106	200	10,849
Referred to Private Judge	X	X	X	4	27	4	9	44
Unavailability of Accused	46,850	4,294	50,377	2	12	0	4	101,539
Bankruptcy Stay or Interlocutory Appeal	37	28	21	21	899	24	25	1,055
All Other Terminations	7,460	825	5,733	509	4,762	741	1,125	21,155
Total Terminations	257,184	55,108	239,705	2,376	22,262	8,772	3,652	589,059
Cases Pending End of Year	40,788	13,177	36,915	1,156	8,848	2,801	712	104,397
Time Guideline (Months)	6	6	6	24	12	12	12	X
Cases Pending End of Year Beyond Time Guideline	901	507	746	20	237	31	22	2,464

Note: "X" indicates data not applicable

Municipal Courts
New Cases Filed Comparison
2007



**Municipal Courts
Overall Caseloads
2007**

Court	Judges	---- Population ----		New Filings, Transfers, ----- and Reactivations -----			----- Terminations -----			Clearance Rate
		Total	Per Judge	Total	Per Judge	Per 1,000 Pop.	Total	Per Judge	Per 1,000 Pop.	
Akron	6	260,120	43,353	66,710	11,118	256	68,100	11,350	262	102%
Alliance	1	43,765	43,765	7,295	7,295	167	7,065	7,065	161	97%
Ashland	1	52,523	52,523	13,624	13,624	259	13,506	13,506	257	99%
Ashtabula	1	35,371	35,371	10,775	10,775	305	11,629	11,629	329	108%
Athens	1	62,223	62,223	10,703	10,703	172	11,286	11,286	181	105%
Auglaize County	1	46,611	46,611	10,259	10,259	220	10,219	10,219	219	100%
Avon Lake	1	32,540	32,540	2,850	2,850	88	2,969	2,969	91	104%
Barberton	2	102,636	51,318	16,648	8,324	162	17,060	8,530	166	102%
Bedford	2	81,608	40,804	18,998	9,499	233	18,780	9,390	230	99%
Bellefontaine	1	46,005	46,005	12,706	12,706	276	12,759	12,759	277	100%
Bellevue	1	12,174	12,174	2,771	2,771	228	2,807	2,807	231	101%
Berea	1	118,125	118,125	13,114	13,114	111	13,170	13,170	111	100%
Bowling Green	1	61,149	61,149	15,036	15,036	246	14,934	14,934	244	99%
Brown County	1	42,285	42,285	12,368	12,368	292	12,338	12,338	292	100%
Bryan	1	39,188	39,188	11,703	11,703	299	11,747	11,747	300	100%
Cambridge	1	40,792	40,792	14,928	14,928	366	14,800	14,800	363	99%
Campbell	1	11,068	11,068	1,921	1,921	174	2,078	2,078	188	108%
Canton	4	204,232	51,058	37,672	9,418	184	37,504	9,376	184	100%
Carroll County	1	28,836	28,836	4,037	4,037	140	4,074	4,074	141	101%
Celina	1	40,924	40,924	6,935	6,935	169	6,770	6,770	165	98%
Champaign County	1	38,890	38,890	6,507	6,507	167	6,479	6,479	167	100%
Chardon	1	90,895	90,895	14,659	14,659	161	14,746	14,746	162	101%
Chillicothe	2	73,345	36,673	18,357	9,179	250	19,043	9,522	260	104%
Circleville	1	52,727	52,727	14,054	14,054	267	14,082	14,082	267	100%
Clark County	3	144,742	48,247	33,262	11,087	230	34,031	11,344	235	102%
Clermont County	3	177,977	59,326	45,801	15,267	257	46,989	15,663	264	103%
Cleveland	12	479,740	39,978	178,006	14,834	371	205,634	17,136	429	116%
Cleveland Heights	1	49,958	49,958	18,507	18,507	370	19,454	19,454	389	105%
Cleveland Housing	1	479,740	479,740	17,700	17,700	37	15,882	15,882	33	90%
Clinton County	1	40,543	40,543	15,063	15,063	372	15,869	15,869	391	105%
Columbiana County	2	27,228	13,614	11,024	5,512	405	10,908	5,454	401	99%
Conneaut	1	12,485	12,485	2,893	2,893	232	2,933	2,933	235	101%
Coshocton	1	36,655	36,655	4,462	4,462	122	4,416	4,416	120	99%
Crawford County	1	46,966	46,966	9,530	9,530	203	9,487	9,487	202	100%
Cuyahoga Falls	2	180,143	90,072	32,219	16,110	179	31,803	15,902	177	99%
Darke County	1	25,087	25,087	7,079	7,079	282	6,966	6,966	278	98%
Dayton	5	166,179	33,236	69,377	13,875	417	70,650	14,130	425	102%
Defiance County	1	39,500	39,500	10,648	10,648	270	10,422	10,422	264	98%
Delaware County	1	109,989	109,989	23,523	23,523	214	23,371	23,371	212	99%
East Cleveland	1	27,217	27,217	5,022	5,022	185	4,804	4,804	177	96%
East Liverpool	1	25,424	25,424	3,725	3,725	147	3,529	3,529	139	95%
Eaton	1	42,337	42,337	11,175	11,175	264	11,256	11,256	266	101%
Elyria	2	116,733	58,367	21,055	10,528	180	20,998	10,499	180	100%
Euclid	1	52,717	52,717	12,844	12,844	244	12,597	12,597	239	98%
Fairborn	1	81,976	81,976	21,781	21,781	266	22,210	22,210	271	102%
Fairfield	1	42,097	42,097	11,659	11,659	277	11,675	11,675	277	100%

Municipal Courts
Overall Caseloads
2007

Court	Judges	---- Population ----		New Filings, Transfers, ----- and Reactivations -----			----- Terminations -----			Clearance Rate
		Total	Per Judge	Total	Per Judge	Per 1,000 Pop.	Total	Per Judge	Per 1,000 Pop.	
Fairfield County	2	122,759	61,380	21,213	10,607	173	20,934	10,467	171	99%
Findlay	2	66,693	33,347	14,565	7,283	218	14,789	7,395	222	102%
Fostoria	1	21,448	21,448	3,452	3,452	161	3,550	3,550	166	103%
Franklin	1	26,219	26,219	6,734	6,734	257	6,931	6,931	264	103%
Franklin County	14	1,068,978	76,356	269,095	19,221	252	291,944	20,853	273	108%
Franklin Co. Environ.	1	1,068,978	1,068,978	9,070	9,070	8	9,438	9,438	9	104%
Fremont	1	27,857	27,857	7,781	7,781	279	7,783	7,783	279	100%
Gallipolis	1	31,069	31,069	7,697	7,697	248	7,998	7,998	257	104%
Garfield Heights	2	84,948	42,474	16,586	8,293	195	16,989	8,495	200	102%
Girard	1	41,860	41,860	9,064	9,064	217	9,390	9,390	224	104%
Hamilton	1	74,474	74,474	27,477	27,477	369	27,511	27,511	369	100%
Hamilton County	14	845,303	60,379	320,351	22,882	379	342,565	24,469	405	107%
Hardin County	1	31,945	31,945	6,093	6,093	191	6,058	6,058	190	99%
Hillsboro	1	31,937	31,937	7,251	7,251	227	7,148	7,148	224	99%
Hocking County	1	28,241	28,241	5,773	5,773	204	5,882	5,882	208	102%
Holmes County	1	38,943	38,943	4,919	4,919	126	4,755	4,755	122	97%
Huron	1	10,530	10,530	3,067	3,067	291	3,142	3,142	298	102%
Ironton	1	24,949	24,949	5,746	5,746	230	5,641	5,641	226	98%
Jackson County	1	32,641	32,641	10,809	10,809	331	10,846	10,846	332	100%
Kettering	2	117,390	58,695	22,833	11,417	195	22,568	11,284	192	99%
Lakewood	1	56,646	56,646	11,364	11,364	201	10,295	10,295	182	91%
Lawrence County	1	37,370	37,370	6,023	6,023	161	5,931	5,931	159	98%
Lebanon	1	29,123	29,123	7,046	7,046	242	6,998	6,998	240	99%
Licking County	2	145,491	72,746	22,786	11,393	157	23,124	11,562	159	101%
Lima	2	108,473	54,237	22,346	11,173	206	22,283	11,142	205	100%
Lorain County	2	82,140	41,070	14,681	7,341	179	15,569	7,785	190	106%
Lyndhurst	1	59,619	59,619	18,185	18,185	305	18,144	18,144	304	100%
Madison County	1	40,213	40,213	14,276	14,276	355	14,281	14,281	355	100%
Mansfield	2	109,524	54,762	25,025	12,513	228	26,372	13,186	241	105%
Marietta	1	63,251	63,251	12,505	12,505	198	12,883	12,883	204	103%
Marion County	1	66,217	66,217	20,086	20,086	303	19,878	19,878	300	99%
Marysville	1	40,909	40,909	12,220	12,220	299	12,176	12,176	298	100%
Mason	1	47,531	47,531	10,198	10,198	215	9,971	9,971	210	98%
Massillon	2	130,101	65,051	18,718	9,359	144	18,596	9,298	143	99%
Maumee	1	44,641	44,641	11,572	11,572	259	12,158	12,158	272	105%
Medina	1	108,424	108,424	17,205	17,205	159	16,768	16,768	155	97%
Mentor	1	58,405	58,405	10,821	10,821	185	11,040	11,040	189	102%
Miami County	2	98,868	49,434	25,262	12,631	256	25,364	12,682	257	100%
Miamisburg	1	67,241	67,241	16,183	16,183	241	16,570	16,570	246	102%
Middletown	1	71,297	71,297	17,550	17,550	246	17,399	17,399	244	99%
Morrow County	1	31,628	31,628	8,408	8,408	266	8,553	8,553	270	102%
Mount Vernon	1	54,500	54,500	8,190	8,190	150	8,133	8,133	149	99%
Napoleon	1	29,210	29,210	5,964	5,964	204	5,859	5,859	201	98%
New Philadelphia	1	65,381	65,381	10,999	10,999	168	11,097	11,097	170	101%
Newton Falls	1	29,516	29,516	9,633	9,633	326	9,716	9,716	329	101%
Niles	1	33,090	33,090	5,425	5,425	164	5,578	5,578	169	103%

**Municipal Courts
Overall Caseloads
2007**

Court	Judges	---- Population ----		New Filings, Transfers, ----- and Reactivations -----			----- Terminations -----			Clearance Rate
		Total	Per Judge	Total	Per Judge	Per 1,000 Pop.	Total	Per Judge	Per 1,000 Pop.	
Norwalk	1	54,177	54,177	16,575	16,575	306	16,499	16,499	305	100%
Oakwood	1	9,215	9,215	1,615	1,615	175	1,730	1,730	188	107%
Oberlin	1	45,469	45,469	8,888	8,888	195	9,025	9,025	198	102%
Oregon	1	22,635	22,635	6,839	6,839	302	6,989	6,989	309	102%
Ottawa County	1	40,985	40,985	9,153	9,153	223	9,140	9,140	223	100%
Painesville	1	81,137	81,137	14,910	14,910	184	14,761	14,761	182	99%
Parma	3	177,270	59,090	18,025	6,008	102	17,455	5,818	98	97%
Perrysburg	1	57,140	57,140	14,213	14,213	249	14,086	14,086	247	99%
Portage Co. - Kent	1	76,031	76,031	10,521	10,521	138	10,849	10,849	143	103%
Portage Co. - Ravenna	2	76,030	38,015	27,965	13,983	368	29,072	14,536	382	104%
Portsmouth	2	79,195	39,598	15,995	7,998	202	16,078	8,039	203	101%
Rocky River	2	120,226	60,113	30,074	15,037	250	30,924	15,462	257	103%
Sandusky	1	42,049	42,049	16,762	16,762	399	15,926	15,926	379	95%
Shaker Heights	1	62,367	62,367	15,209	15,209	244	15,476	15,476	248	102%
Shelby	1	19,328	19,328	1,873	1,873	97	1,922	1,922	99	103%
Sidney	1	47,910	47,910	12,209	12,209	255	11,993	11,993	250	98%
South Euclid	1	23,537	23,537	6,323	6,323	269	6,236	6,236	265	99%
Steubenville	1	19,015	19,015	4,555	4,555	240	4,845	4,845	255	106%
Struthers	1	35,484	35,484	5,389	5,389	152	6,145	6,145	173	114%
Sylvania	1	66,021	66,021	14,011	14,011	212	15,160	15,160	230	108%
Tiffin	1	44,613	44,613	7,067	7,067	158	7,003	7,003	157	99%
Toledo	6	321,757	53,626	133,229	22,205	414	137,988	22,998	429	104%
Toledo Housing	1	321,757	321,757	9,003	9,003	28	9,562	9,562	30	106%
Upper Sandusky	1	22,908	22,908	8,338	8,338	364	8,423	8,423	368	101%
Van Wert	1	29,659	29,659	8,147	8,147	275	8,295	8,295	280	102%
Vandalia	1	78,425	78,425	23,470	23,470	299	23,745	23,745	303	101%
Vermilion	1	19,857	19,857	4,824	4,824	243	4,907	4,907	247	102%
Wadsworth	1	42,671	42,671	8,628	8,628	202	8,525	8,525	200	99%
Warren	2	81,957	40,979	18,959	9,480	231	19,482	9,741	238	103%
Washington C. H.	1	28,433	28,433	8,392	8,392	295	8,565	8,565	301	102%
Wayne County	2	111,564	55,782	19,165	9,583	172	19,513	9,757	175	102%
Willoughby	1	87,969	87,969	17,919	17,919	204	17,852	17,852	203	100%
Xenia	1	65,910	65,910	16,300	16,300	247	16,520	16,520	251	101%
Youngstown	3	82,026	27,342	20,615	6,872	251	21,108	7,036	257	102%
Zanesville	1	25,586	25,586	5,341	5,341	209	5,034	5,034	197	94%
Statewide	210	10,179,274	48,473	2,613,733	12,446	257	2,705,260	12,882	266	104%

All population figures based on 2000 U.S. Census

Municipal Courts
Felony Overall Caseloads
2007

Court	Cases Pending January 1	New Filings	Reactivations and Transfers	Total Cases	Total Terminations	Clearance Rate	Cases Pending December 31	Cases Pending Beyond Time Guidelines
Akron	207	4,180	1,312	5,699	5,524	101%	175	0
Alliance	66	327	1	394	362	110%	32	0
Ashland	0	0	0	0	0	-	0	0
Ashtabula	58	469	84	611	563	102%	48	10
Athens	6	361	65	432	428	100%	4	0
Auglaize County	4	63	5	72	69	101%	3	1
Avon Lake	12	208	9	229	215	99%	14	3
Barberton	68	642	48	758	717	104%	41	11
Bedford	5	316	6	327	313	97%	14	0
Bellefontaine	12	293	30	335	318	98%	17	0
Bellevue	3	57	3	63	63	105%	0	0
Berea	43	352	8	403	362	101%	41	0
Bowling Green	16	318	0	334	322	101%	12	0
Brown County	71	554	67	692	619	100%	73	7
Bryan	1	81	9	91	89	99%	2	0
Cambridge	16	159	4	179	173	106%	6	2
Campbell	70	142	1	213	171	120%	42	0
Canton	57	1,729	206	1,992	1,930	100%	62	0
Carroll County	21	109	0	130	111	102%	19	0
Celina	0	41	1	42	41	98%	1	0
Champaign County	5	107	19	131	124	98%	7	0
Chardon	8	134	26	168	160	100%	8	3
Chillicothe	43	382	60	485	450	102%	35	0
Circleville	17	291	29	337	323	101%	14	0
Clark County	74	1,909	827	2,810	2,768	101%	42	0
Clermont County	76	1,448	366	1,890	1,840	101%	50	5
Cleveland	392	6,820	65	7,277	7,075	103%	202	0
Cleveland Heights	15	232	53	300	293	103%	7	1
Cleveland Housing	0	0	0	0	0	-	0	0
Clinton County	51	254	0	305	294	116%	11	0
Columbiana County	11	151	14	176	171	104%	5	0
Conneaut	4	120	20	144	141	101%	3	0
Coshocton	0	59	1	60	59	98%	1	0
Crawford County	0	88	0	88	87	99%	1	0
Cuyahoga Falls	22	955	406	1,383	1,344	99%	39	0
Darke County	0	0	0	0	0	-	0	0
Dayton	262	1,403	319	1,984	1,694	98%	290	0
Defiance County	3	131	0	134	131	100%	3	0
Delaware County	4	289	49	342	337	100%	5	0
East Cleveland	8	304	1	313	306	100%	7	0
East Liverpool	2	50	0	52	49	98%	3	0
Eaton	11	193	0	204	198	103%	6	3
Elyria	171	1,103	341	1,615	1,339	93%	276	0
Euclid	27	269	3	299	266	98%	33	0
Fairborn	3	384	188	575	570	100%	5	0

Municipal Courts
Felony Overall Caseloads
2007

Court	Cases Pending January 1	New Filings	Reactivations and Transfers	Total Cases	Total Terminations	Clearance Rate	Cases Pending December 31	Cases Pending Beyond Time Guidelines
Fairfield	20	315	98	433	414	100%	19	1
Fairfield County	6	411	282	699	687	99%	12	0
Findlay	4	45	1	50	43	93%	7	0
Fostoria	0	120	6	126	120	95%	6	1
Franklin	23	146	58	227	223	109%	4	0
Franklin County	199	7,287	2,230	9,716	9,541	100%	175	5
Franklin Co. Environ.	0	2	1	3	3	100%	0	0
Fremont	6	174	37	217	214	101%	3	0
Gallipolis	10	114	19	143	141	106%	2	0
Garfield Heights	14	311	4	329	324	103%	5	0
Girard	52	300	140	492	434	99%	58	26
Hamilton	55	1,342	227	1,624	1,583	101%	41	9
Hamilton County	432	10,085	1,319	11,836	11,492	101%	344	0
Hardin County	1	47	4	52	50	98%	2	0
Hillsboro	6	214	57	277	271	100%	6	1
Hocking County	44	294	7	345	338	112%	7	2
Holmes County	52	77	0	129	59	77%	70	0
Huron	5	57	3	65	58	97%	7	2
Ironton	28	380	44	452	441	104%	11	0
Jackson County	1	140	15	156	151	97%	5	1
Kettering	1	171	29	201	201	101%	0	0
Lakewood	162	545	0	707	435	80%	272	0
Lawrence County	17	297	61	375	352	98%	23	3
Lebanon	20	296	35	351	337	102%	14	0
Licking County	0	647	160	807	807	100%	0	0
Lima	8	337	1	346	332	98%	14	4
Lorain County	70	1,015	224	1,309	1,271	103%	38	3
Lyndhurst	14	237	1	252	231	97%	21	0
Madison County	6	88	2	96	92	102%	4	0
Mansfield	11	609	98	718	714	101%	4	0
Marietta	3	373	59	435	429	99%	6	0
Marion County	26	280	10	316	301	104%	15	1
Marysville	3	69	5	77	74	100%	3	0
Mason	13	246	48	307	292	99%	15	2
Massillon	42	733	93	868	836	101%	32	0
Maumee	17	222	76	315	291	98%	24	15
Medina	4	183	1	188	181	98%	7	0
Mentor	8	282	72	362	349	99%	13	1
Miami County	71	1,148	300	1,519	1,416	98%	103	39
Miamisburg	9	272	115	396	394	102%	2	0
Middletown	50	872	48	970	929	101%	41	4
Morrow County	10	124	0	134	91	73%	43	5
Mount Vernon	0	45	1	46	46	100%	0	0
Napoleon	10	135	0	145	128	95%	17	0
New Philadelphia	2	82	14	98	94	98%	4	3

Municipal Courts
Felony Overall Caseloads
2007

Court	Cases Pending January 1	New Filings	Reactivations and Transfers	Total Cases	Total Terminations	Clearance Rate	Cases Pending December 31	Cases Pending Beyond Time Guidelines
Newton Falls	27	163	24	214	189	101%	25	0
Niles	30	312	152	494	455	98%	39	8
Norwalk	3	391	382	776	773	100%	3	0
Oakwood	0	2	0	2	2	100%	0	0
Oberlin	12	208	18	238	232	103%	6	2
Oregon	37	341	102	480	471	106%	9	0
Ottawa County	20	134	23	177	160	102%	17	5
Painesville	31	595	87	713	679	100%	34	4
Parma	111	695	0	806	604	87%	202	0
Perrysburg	263	386	116	765	506	101%	259	0
Portage Co. - Kent	1	278	98	377	369	98%	8	2
Portage Co. - Ravenna	9	509	208	726	720	100%	6	0
Portsmouth	39	888	315	1,242	1,212	101%	30	1
Rocky River	31	428	178	637	604	100%	33	14
Sandusky	285	1,108	183	1,576	1,259	98%	317	237
Shaker Heights	110	258	64	432	312	97%	120	0
Shelby	1	60	0	61	61	102%	0	0
Sidney	5	139	6	150	146	101%	4	0
South Euclid	5	75	15	95	94	104%	1	0
Steubenville	126	337	35	498	458	123%	40	0
Struthers	40	111	16	167	150	118%	17	8
Sylvania	75	656	392	1,123	1,112	106%	11	0
Tiffin	1	89	13	103	100	98%	3	0
Toledo	391	5,569	2,432	8,392	7,799	97%	593	0
Toledo Housing	0	0	0	0	0	-	0	0
Upper Sandusky	7	65	1	73	64	97%	9	2
Van Wert	8	69	0	77	76	110%	1	0
Vandalia	5	305	94	404	341	85%	63	0
Vermilion	8	78	24	110	102	100%	8	3
Wadsworth	4	102	0	106	105	103%	1	0
Warren	111	813	71	995	922	104%	73	48
Washington C. H.	7	137	0	144	137	100%	7	0
Wayne County	11	135	6	152	142	101%	10	1
Willoughby	137	530	8	675	559	104%	116	0
Xenia	18	248	128	394	386	103%	8	1
Youngstown	37	1,144	308	1,489	1,464	101%	25	4
Zanesville	0	75	0	75	69	92%	6	0
Statewide	5,486	76,079	16,150	97,715	92,453	100%	5,262	514

Municipal Courts
Felony Terminations
2007

Court	Preliminary Hearing Bindover	Waiver Preliminary Hearing	Dismissal: Lack of Speedy Trial	Other Dismissals	Unavailability of Accused	Bankruptcy Stay/Interlocutory Appeal	Other Terminations
Akron	85	3,389	1	612	1,268	1	168
Alliance	248	0	0	22	0	0	92
Ashland	0	0	0	0	0	0	0
Ashtabula	184	151	1	142	51	0	34
Athens	38	1	0	324	65	0	0
Auglaize County	12	13	0	27	16	0	1
Avon Lake	1	142	0	60	12	0	0
Barberton	0	543	2	108	64	0	0
Bedford	40	221	3	43	4	0	2
Bellefontaine	14	229	0	41	34	0	0
Bellevue	25	0	3	13	3	0	19
Berea	4	214	0	111	3	0	30
Bowling Green	6	130	0	164	22	0	0
Brown County	101	57	0	319	70	0	72
Bryan	6	39	0	35	9	0	0
Cambridge	128	0	0	33	5	0	7
Campbell	68	49	0	54	0	0	0
Canton	406	907	0	372	245	0	0
Carroll County	26	1	0	84	0	0	0
Celina	2	14	0	25	0	0	0
Champaign County	19	5	0	63	20	0	17
Chardon	98	20	0	16	26	0	0
Chillicothe	157	158	0	69	66	0	0
Circleville	227	1	0	45	49	0	1
Clark County	3	0	0	1,978	787	0	0
Clermont County	31	242	0	1,212	354	0	1
Cleveland	71	4,993	0	1,762	238	0	11
Cleveland Heights	42	75	0	117	58	0	1
Cleveland Housing	0	0	0	0	0	0	0
Clinton County	266	2	0	26	0	0	0
Columbiana County	56	36	0	72	7	0	0
Conneaut	7	89	0	24	21	0	0
Coshocton	40	2	0	16	1	0	0
Crawford County	0	57	0	1	29	0	0
Cuyahoga Falls	35	744	0	161	404	0	0
Darke County	0	0	0	0	0	0	0
Dayton	560	213	0	542	379	0	0
Defiance County	34	59	0	38	0	0	0
Delaware County	15	14	0	251	57	0	0
East Cleveland	38	236	0	30	1	0	1
East Liverpool	4	31	4	9	1	0	0
Eaton	69	0	0	12	0	0	117
Elyria	178	701	0	128	327	0	5

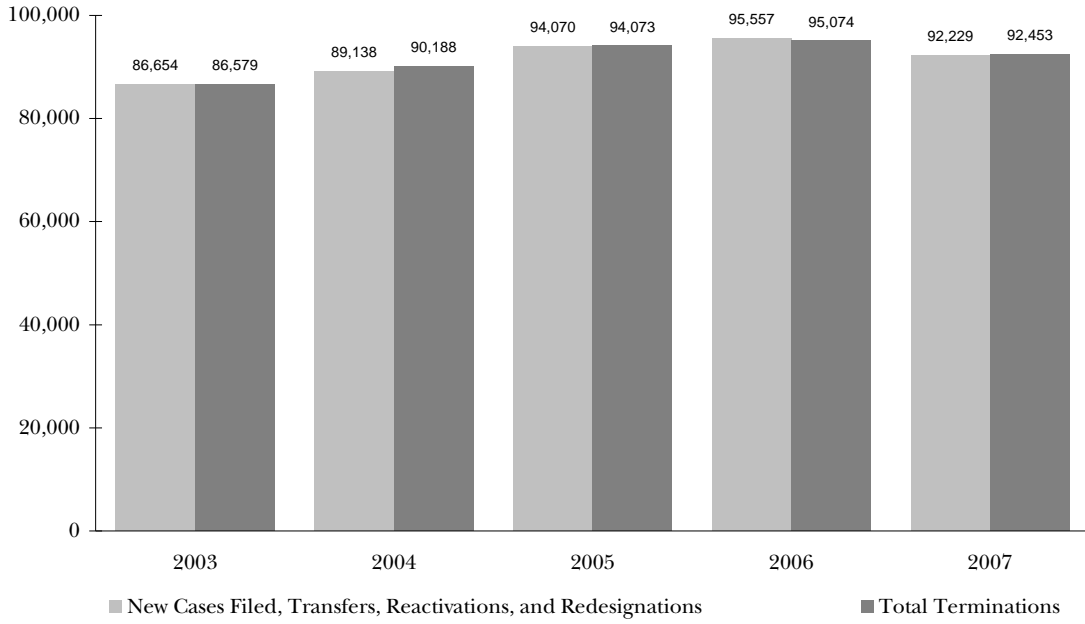
Municipal Courts
Felony Terminations
2007

Court	Preliminary Hearing Bindover	Waiver Preliminary Hearing	Dismissal: Lack of Speedy Trial	Other Dismissals	Unavailability of Accused	Bankruptcy Stay/Interlocutory Appeal	Other Terminations
Euclid	148	65	0	50	3	0	0
Fairborn	0	11	0	268	290	0	1
Fairfield	144	91	0	80	94	0	5
Fairfield County	55	159	0	175	298	0	0
Findlay	0	7	0	34	2	0	0
Fostoria	12	77	0	25	4	0	2
Franklin	106	10	0	68	25	0	14
Franklin County	54	30	0	7,455	1,996	0	6
Franklin Co. Environ.	0	0	0	2	1	0	0
Fremont	3	100	0	72	37	0	2
Gallipolis	35	38	0	49	19	0	0
Garfield Heights	5	303	0	14	2	0	0
Girard	118	1	0	45	145	0	125
Hamilton	817	0	0	556	209	0	1
Hamilton County	2	0	0	9,996	329	0	1,165
Hardin County	38	0	0	10	2	0	0
Hillsboro	28	63	0	109	62	0	9
Hocking County	39	59	52	73	63	0	52
Holmes County	32	6	0	21	0	0	0
Huron	17	33	0	6	2	0	0
Ironton	61	183	1	158	38	0	0
Jackson County	109	0	0	27	14	0	1
Kettering	40	69	0	62	30	0	0
Lakewood	48	197	0	190	0	0	0
Lawrence County	156	3	0	161	31	0	1
Lebanon	165	33	0	26	36	0	77
Licking County	562	0	0	65	180	0	0
Lima	51	231	0	28	17	0	5
Lorain County	6	885	0	186	194	0	0
Lyndhurst	215	0	0	14	1	0	1
Madison County	59	0	0	1	30	0	2
Mansfield	0	600	0	7	102	0	5
Marietta	76	4	0	111	55	0	183
Marion County	284	0	0	3	11	0	3
Marysville	26	0	0	47	1	0	0
Mason	69	27	0	135	59	0	2
Massillon	70	440	0	221	105	0	0
Maumee	0	60	0	158	73	0	0
Medina	0	154	0	24	1	1	1
Mentor	4	126	0	141	78	0	0
Miami County	370	355	0	366	302	0	23
Miamisburg	41	137	0	96	120	0	0
Middletown	267	165	0	463	2	0	32
Morrow County	7	12	0	71	1	0	0

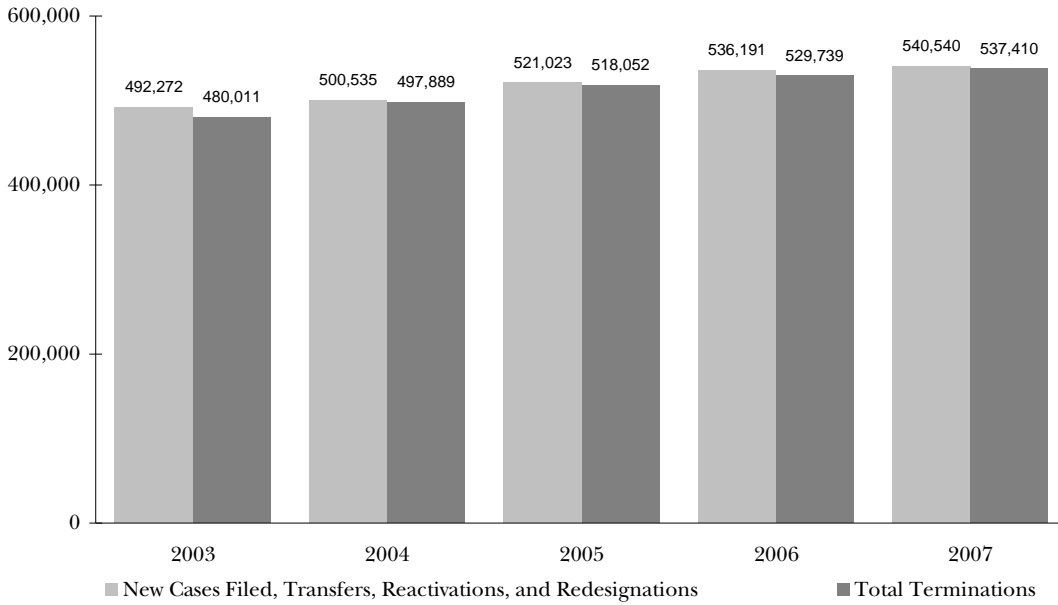
**Municipal Courts
Felony Terminations
2007**

Court	Preliminary Hearing Bindover	Waiver Preliminary Hearing	Dismissal: Lack of Speedy Trial	Other Dismissals	Unavailability of Accused	Bankruptcy Stay/Interlocutory Appeal	Other Terminations
Mount Vernon	0	37	0	4	5	0	0
Napoleon	5	78	0	37	8	0	0
New Philadelphia	15	40	0	22	14	0	3
Newton Falls	101	9	0	66	13	0	0
Niles	10	83	0	69	157	0	136
Norwalk	23	233	0	0	386	0	131
Oakwood	2	0	0	0	0	0	0
Oberlin	5	138	0	69	20	0	0
Oregon	21	140	0	226	84	0	0
Ottawa County	10	1	0	101	24	0	24
Painesville	70	195	0	308	94	0	12
Parma	127	304	0	147	0	0	26
Perrysburg	70	193	8	115	120	0	0
Portage Co. - Kent	44	18	0	205	102	0	0
Portage Co. - Ravenna	43	18	0	452	207	0	0
Portsmouth	26	741	0	151	293	0	1
Rocky River	4	165	0	254	180	0	1
Sandusky	52	557	0	196	199	0	255
Shaker Heights	8	40	0	190	64	0	10
Shelby	56	0	0	4	0	0	1
Sidney	49	27	0	63	7	0	0
South Euclid	1	41	0	38	14	0	0
Steubenville	31	67	0	242	118	0	0
Struthers	107	9	2	3	28	0	1
Sylvania	1	337	0	406	368	0	0
Tiffin	0	0	0	9	13	0	78
Toledo	2	834	0	4,484	2,466	0	13
Toledo Housing	0	0	0	0	0	0	0
Upper Sandusky	38	0	0	25	1	0	0
Van Wert	3	27	7	38	1	0	0
Vandalia	82	60	0	101	98	0	0
Vermilion	1	28	0	51	20	0	2
Wadsworth	12	35	0	58	0	0	0
Warren	25	485	6	359	47	0	0
Washington C. H.	16	27	0	93	1	0	0
Wayne County	91	0	0	34	11	1	5
Willoughby	42	294	0	217	0	0	6
Xenia	2	0	0	250	131	0	3
Youngstown	109	869	0	273	197	0	16
Zanesville	6	54	0	9	0	0	0
Statewide	8,993	24,696	90	40,399	15,251	3	3,021

Municipal Courts
Felony Cases - Statewide
2003 - 2007



Municipal Courts
Misdemeanor Cases - Statewide
2003 - 2007



Municipal Courts
Misdemeanor Overall Caseloads
2007

Court	Cases Pending January 1	New Filings	Reactivations and Transfers	Total Cases	Total Terminations	Clearance Rate	Cases Pending December 31	Cases Pending Beyond Time Guidelines
Akron	855	12,217	8,390	21,462	20,687	100%	775	0
Alliance	149	1,464	0	1,613	1,439	98%	174	0
Ashland	143	1,604	67	1,814	1,671	100%	143	0
Ashtabula	829	1,719	466	3,014	2,259	103%	755	136
Athens	537	2,573	561	3,671	3,349	107%	322	0
Auglaize County	112	968	117	1,197	1,084	100%	113	2
Avon Lake	136	627	26	789	690	106%	99	0
Barberton	323	2,535	487	3,345	3,144	104%	201	54
Bedford	519	2,255	234	3,008	2,336	94%	672	0
Bellefontaine	266	2,033	222	2,521	2,333	103%	188	0
Bellevue	36	381	22	439	429	106%	10	0
Berea	356	1,825	374	2,555	2,077	94%	478	0
Bowling Green	511	2,977	15	3,503	2,990	100%	513	1
Brown County	364	1,091	339	1,794	1,480	103%	314	21
Bryan	150	1,354	280	1,784	1,666	102%	118	0
Cambridge	352	2,007	242	2,601	2,291	102%	310	13
Campbell	173	241	0	414	276	115%	138	0
Canton	503	5,217	836	6,556	5,935	98%	621	0
Carroll County	170	853	55	1,078	939	103%	139	1
Celina	155	1,556	151	1,862	1,635	96%	227	11
Champaign County	170	1,383	379	1,932	1,754	100%	178	0
Chardon	201	1,245	187	1,633	1,418	99%	215	38
Chillicothe	672	4,330	1,509	6,511	5,833	100%	678	0
Circleville	241	1,540	200	1,981	1,744	100%	237	0
Clark County	756	4,802	2,732	8,290	7,559	100%	731	0
Clermont County	690	7,199	2,846	10,735	9,893	98%	842	12
Cleveland	7,506	31,205	20,037	58,748	54,449	106%	4,299	22
Cleveland Heights	618	2,776	633	4,027	3,513	103%	514	26
Cleveland Housing	1,001	5,518	625	7,144	5,025	82%	2,119	23
Clinton County	586	1,798	7	2,391	1,956	108%	435	0
Columbiana County	232	1,182	185	1,599	1,356	99%	243	0
Conneaut	55	802	175	1,032	989	101%	43	1
Coshocton	70	782	92	944	877	100%	67	0
Crawford County	242	2,412	0	2,654	2,442	101%	212	0
Cuyahoga Falls	260	3,098	1,064	4,422	3,913	94%	509	1
Darke County	91	1,369	68	1,528	1,357	94%	171	5
Dayton	1,295	18,771	8,065	28,131	26,494	99%	1,637	0
Defiance County	116	2,023	149	2,288	2,074	95%	214	0
Delaware County	200	2,830	281	3,311	3,022	97%	289	0
East Cleveland	205	989	107	1,301	1,048	96%	253	0
East Liverpool	119	908	88	1,115	957	96%	158	3
Eaton	188	1,003	123	1,314	1,143	102%	171	4
Elyria	704	3,923	1,066	5,693	4,692	94%	1,001	0
Euclid	124	1,308	151	1,583	1,418	97%	165	0

Municipal Courts
Misdemeanor Overall Caseloads
2007

Court	Cases Pending January 1	New Filings	Reactivations and Transfers	Total Cases	Total Terminations	Clearance Rate	Cases Pending December 31	Cases Pending Beyond Time Guidelines
Fairborn	476	2,612	590	3,678	3,049	95%	629	15
Fairfield	352	3,258	2,018	5,628	5,365	102%	263	2
Fairfield County	529	2,680	488	3,697	3,112	98%	585	4
Findlay	331	1,581	375	2,287	1,822	93%	465	0
Fostoria	62	723	77	862	797	100%	65	2
Franklin	316	990	448	1,754	1,521	106%	233	1
Franklin County	2,874	25,031	14,960	42,865	39,867	100%	2,998	40
Franklin Co. Environ.	708	4,552	3,013	8,273	7,624	101%	649	7
Fremont	56	1,138	91	1,285	1,194	97%	91	0
Gallipolis	119	1,057	388	1,564	1,402	97%	162	0
Garfield Heights	344	3,140	687	4,171	3,865	101%	306	0
Girard	124	830	373	1,327	1,147	95%	180	1
Hamilton	1,048	5,631	3,558	10,237	9,411	102%	826	46
Hamilton County	16,285	37,976	20,247	74,508	57,000	98%	17,508	0
Hardin County	104	1,023	104	1,231	1,128	100%	103	0
Hillsboro	130	1,462	553	2,145	1,926	96%	219	22
Hocking County	250	1,411	24	1,685	1,520	106%	165	9
Holmes County	248	516	3	767	459	88%	308	0
Huron	63	406	2	471	430	105%	41	7
Ironton	110	980	57	1,147	979	94%	168	0
Jackson County	134	1,700	648	2,482	2,239	95%	243	3
Kettering	212	2,584	273	3,069	2,784	97%	285	2
Lakewood	1,181	2,016	0	3,197	1,577	78%	1,620	0
Lawrence County	124	742	79	945	838	102%	107	4
Lebanon	82	1,245	19	1,346	1,237	98%	109	0
Licking County	320	2,378	567	3,265	2,973	101%	292	2
Lima	488	4,093	103	4,684	4,118	98%	566	53
Lorain County	440	3,253	764	4,457	4,006	100%	451	10
Lyndhurst	231	1,147	103	1,481	1,284	103%	197	28
Madison County	155	895	102	1,152	994	100%	158	0
Mansfield	2,841	4,536	1,496	8,873	6,492	108%	2,381	0
Marietta	305	2,258	398	2,961	2,721	102%	240	0
Marion County	221	3,343	369	3,933	3,677	99%	256	4
Marysville	166	1,379	237	1,782	1,627	101%	155	0
Mason	151	1,294	211	1,656	1,477	98%	179	4
Massillon	179	2,373	230	2,782	2,580	99%	202	0
Maumee	209	1,118	503	1,830	1,618	100%	212	19
Medina	473	1,770	211	2,454	1,934	98%	520	65
Mentor	221	1,499	194	1,914	1,724	102%	190	3
Miami County	581	4,327	865	5,773	5,034	97%	739	7
Miamisburg	321	2,307	579	3,207	2,800	97%	407	7
Middletown	324	5,650	565	6,539	5,942	96%	597	1
Morrow County	426	670	9	1,105	876	129%	229	40
Mount Vernon	173	1,043	27	1,243	1,040	97%	203	4

Municipal Courts
Misdemeanor Overall Caseloads
2007

Court	Cases Pending January 1	New Filings	Reactivations and Transfers	Total Cases	Total Terminations	Clearance Rate	Cases Pending December 31	Cases Pending Beyond Time Guidelines
Napoleon	81	746	0	827	730	98%	97	0
New Philadelphia	501	1,433	306	2,240	1,874	108%	366	34
Newton Falls	132	641	82	855	740	102%	115	0
Niles	175	915	575	1,665	1,548	104%	117	10
Norwalk	131	2,241	609	2,981	2,869	101%	112	0
Oakwood	69	106	7	182	108	96%	74	0
Oberlin	138	1,148	212	1,498	1,310	96%	188	2
Oregon	167	1,198	498	1,863	1,650	97%	213	1
Ottawa County	438	1,929	272	2,639	2,239	102%	400	11
Painesville	149	2,358	420	2,927	2,771	100%	156	0
Parma	563	4,904	105	5,572	4,915	98%	657	0
Perrysburg	1,226	1,659	268	3,153	1,860	97%	1,293	0
Portage Co. - Kent	217	2,386	854	3,457	3,207	99%	250	9
Portage Co. - Ravenna	523	2,905	1,058	4,486	3,931	99%	555	20
Portsmouth	469	2,132	995	3,596	2,791	89%	805	14
Rocky River	284	2,410	994	3,688	3,317	97%	371	9
Sandusky	1,106	4,927	1,199	7,232	5,464	89%	1,768	0
Shaker Heights	1,732	1,406	458	3,596	1,779	95%	1,817	0
Shelby	40	472	0	512	449	95%	63	10
Sidney	207	1,763	126	2,096	1,816	96%	280	0
South Euclid	174	866	104	1,144	942	97%	202	3
Steubenville	369	1,282	24	1,675	1,491	114%	184	0
Struthers	467	605	115	1,187	885	123%	302	115
Sylvania	327	1,632	1,046	3,005	2,782	104%	223	0
Tiffin	128	1,145	105	1,378	1,281	102%	97	16
Toledo	4,692	22,503	24,399	51,594	45,151	96%	6,443	0
Toledo Housing	677	1,251	1,053	2,981	2,601	113%	380	0
Upper Sandusky	86	596	54	736	673	104%	63	0
Van Wert	143	861	0	1,004	917	107%	87	4
Vandalia	296	3,062	821	4,179	3,738	96%	441	0
Vermilion	101	679	152	932	831	100%	101	5
Wadsworth	307	1,104	7	1,418	1,077	97%	341	0
Warren	539	2,470	495	3,504	2,992	101%	512	22
Washington C. H.	221	1,345	87	1,653	1,512	106%	141	0
Wayne County	266	1,856	393	2,515	2,337	104%	178	1
Willoughby	2,909	4,441	35	7,385	4,454	100%	2,931	0
Xenia	477	3,087	790	4,354	3,806	98%	548	24
Youngstown	357	2,883	1,065	4,305	3,884	98%	421	31
Zanesville	121	1,780	59	1,960	1,842	100%	118	11
Statewide	78,473	390,437	150,103	619,013	537,410	99%	81,603	1,138

Municipal Courts
Misdemeanor Terminations
2007

Court	Jury Trial	Court Trial	Guilty/No Contest to Original Charge Judge	Guilty/No Contest to Original Charge Magistrate	Guilty/No Contest to Reduced Charge	Dismissal: Lack of Speedy Trial	Other Dismissals	Violations Bureau	Transferred Out	Unavailability of Party	Bankruptcy Stay/Interlocutory	Other Terminations
Akron	21	16	7,817	6	2,841	32	1,764	153	163	4,596	1	1,823
Alliance	31	15	917	105	138	0	100	0	0	1	0	360
Ashland	25	32	1,068	0	21	0	161	270	0	94	0	0
Ashtabula	1	14	937	51	69	6	485	55	0	314	0	327
Athens	0	6	993	0	434	0	1,036	389	0	460	0	30
Auglaize County	7	15	585	0	84	8	89	184	0	92	0	8
Avon Lake	1	0	333	0	82	3	63	53	4	45	0	102
Barberton	8	25	1,927	0	186	3	253	163	64	384	1	0
Bedford	2	126	1,270	3	159	13	307	110	4	266	0	76
Bellefontaine	0	17	1,498	0	80	1	344	124	0	275	0	0
Bellevue	1	1	332	0	39	9	16	18	0	13	0	0
Berea	1	29	836	197	173	1	467	16	0	288	0	69
Bowling Green	1	0	778	401	436	0	849	421	0	104	0	0
Brown County	3	20	370	0	127	5	384	76	0	346	0	147
Bryan	0	3	987	0	37	1	213	62	0	361	0	2
Cambridge	3	109	984	89	117	0	551	88	1	209	0	140
Campbell	0	0	146	0	43	2	84	1	0	0	0	0
Canton	16	26	3,620	246	373	0	1,021	88	10	525	0	5
Carroll County	2	0	320	0	114	3	343	118	0	37	0	0
Celina	0	39	1,177	0	40	0	218	0	3	146	11	1
Champaign County	3	16	697	0	82	0	485	49	0	315	0	97
Chardon	1	7	599	0	106	3	403	111	0	188	0	0
Chillicothe	8	3	1,750	0	89	0	1,622	770	10	1,562	1	6
Circleville	1	34	767	0	190	0	324	116	0	299	0	11
Clark County	5	95	1,718	431	1,090	0	1,692	74	0	2,283	27	144
Clermont County	1	134	3,252	0	1,117	4	1,646	730	316	2,666	0	23
Cleveland	16	301	6,519	11,352	1,743	0	12,427	2,648	540	17,379	0	1,524
Cleveland Heights	12	358	860	608	63	8	492	328	0	783	0	0
Cleveland Housing	0	0	377	15	0	9	2,001	748	0	1,696	0	179
Clinton County	1	76	700	0	260	0	513	216	1	109	0	80
Columbiana County	2	6	864	0	83	1	180	80	18	118	0	1
Conneaut	0	13	386	0	68	0	285	33	0	205	0	0
Coshocton	1	25	508	0	54	32	66	87	0	83	0	23
Crawford County	4	29	1,400	0	75	0	174	290	0	473	0	1
Cuyahoga Falls	5	173	1,965	3	182	0	379	148	7	793	0	257
Darke County	4	474	551	1	2	0	164	85	0	82	0	0
Dayton	15	237	3,443	5,886	943	87	2,387	3,562	46	8,866	1	799
Defiance County	3	14	1,609	0	71	0	207	3	0	154	0	13
Delaware County	9	39	1,098	435	219	0	298	559	0	369	0	0
East Cleveland	4	29	570	35	28	0	241	0	0	125	0	1
East Liverpool	10	0	604	0	50	51	38	80	0	112	0	0
Eaton	0	1	537	0	163	0	120	156	0	127	0	39
Elyria	1	11	1,790	189	349	0	864	268	32	1,143	0	45

Municipal Courts
Misdemeanor Terminations
2007

Court	Jury Trial	Court Trial	Guilty/No Contest to Original Charge Judge	Guilty/No Contest to Original Charge Magistrate	Guilty/No Contest to Reduced Charge	Dismissal: Lack of Speedy Trial	Other Dismissals	Violations Bureau	Transferred Out	Unavailability of Party	Bankruptcy Stay/Interlocutory	Other Terminations
Euclid	1	7	1,025	3	21	0	198	0	0	152	0	7
Fairborn	5	18	1,405	47	536	0	263	190	0	578	1	7
Fairfield	89	21	1,616	0	105	0	731	22	0	2,366	0	270
Fairfield County	6	8	1,287	0	356	8	596	194	6	632	0	17
Findlay	1	4	998	0	84	0	259	24	54	274	0	150
Fostoria	0	21	476	0	22	0	63	117	0	96	0	1
Franklin	0	3	762	1	65	0	141	52	20	295	0	140
Franklin County	36	38	10,607	5	3,287	1	10,407	602	2,096	12,432	0	337
Franklin Co. Environ.	15	3	2,094	3	16	2	771	1,233	1	3,486	0	29
Fremont	1	5	633	0	76	0	200	161	16	80	0	21
Gallipolis	0	16	415	0	144	0	408	75	0	334	3	7
Garfield Heights	2	71	1,892	65	266	4	613	136	11	802	0	0
Girard	0	0	498	0	145	0	198	0	0	304	0	1
Hamilton	2	201	3,647	126	87	14	1,729	139	0	3,420	0	54
Hamilton County	26	1,256	19,403	1,314	2,946	10	10,459	1,464	334	19,325	0	463
Hardin County	0	9	725	0	38	0	127	101	0	99	0	29
Hillsboro	0	0	440	0	162	1	538	160	0	544	0	77
Hocking County	19	3	526	12	19	244	129	254	0	130	0	179
Holmes County	0	133	232	3	36	0	18	42	0	0	0	1
Huron	1	1	181	0	32	0	89	80	5	41	0	0
Ironton	0	0	370	6	24	0	433	12	5	129	0	0
Jackson County	0	57	729	0	88	0	398	319	0	627	0	21
Kettering	1	22	968	0	855	1	312	240	8	377	0	19
Lakewood	5	137	902	0	48	0	215	270	0	0	0	0
Lawrence County	0	31	302	6	4	0	293	29	1	128	0	1
Lebanon	4	8	701	0	71	3	217	38	0	184	0	11
Licking County	18	112	1,401	0	34	1	416	137	45	565	0	244
Lima	3	52	2,338	16	193	2	956	391	67	0	0	103
Lorain County	10	75	1,622	4	352	2	604	26	506	787	0	8
Lyndhurst	0	11	708	133	108	0	193	8	0	109	0	14
Madison County	5	41	450	0	70	0	230	74	0	119	0	5
Mansfield	0	31	1,759	623	128	0	2,061	371	16	1,351	0	152
Marietta	7	17	1,564	0	29	0	390	125	0	413	0	171
Marion County	0	13	2,704	1	193	0	173	196	0	381	0	14
Marysville	5	141	831	1	10	0	241	157	0	237	0	0
Mason	5	165	390	0	195	1	329	77	9	302	0	4
Massillon	5	11	866	479	491	0	168	153	156	250	0	1
Maumee	0	9	422	0	146	17	335	195	0	493	0	1
Medina	1	18	712	192	323	0	381	136	0	99	2	70
Mentor	2	2	846	0	72	0	416	124	34	203	1	24
Miami County	0	25	1,273	377	1,528	0	613	497	20	679	0	22
Miamisburg	3	1	1,069	37	520	0	453	96	0	620	0	1
Middletown	1	317	3,272	0	476	0	1,041	205	0	413	0	217
Morrow County	2	5	295	0	60	0	365	24	0	140	0	0

Municipal Courts
Misdemeanor Terminations
2007

Court	Jury Trial	Court Trial	Guilty/No Contest to Original Charge Judge	Guilty/No Contest to Original Charge Magistrate	Guilty/No Contest to Reduced Charge	Dismissal: Lack of Speedy Trial	Other Dismissals	Violations Bureau	Transferred Out	Unavailability of Party	Bankruptcy Stay/Interlocutory	Other Terminations
Mount Vernon	2	18	517	0	81	0	177	80	0	78	0	87
Napoleon	1	3	515	0	44	0	85	41	0	29	0	12
New Philadelphia	7	49	463	404	54	0	347	150	0	385	0	13
Newton Falls	0	58	240	0	119	0	240	30	0	52	0	1
Niles	0	7	667	0	101	0	333	0	1	415	0	19
Norwalk	11	50	1,504	0	81	0	2	396	0	610	0	215
Oakwood	0	0	122	0	26	0	66	0	0	0	0	0
Oberlin	0	0	481	0	160	0	304	96	2	183	0	88
Oregon	0	12	566	0	208	0	435	44	0	386	0	0
Ottawa County	1	22	806	0	184	2	462	502	0	236	0	24
Painesville	0	3	1,614	33	64	0	475	363	6	200	0	13
Parma	7	21	730	2,272	594	2	698	139	10	203	0	220
Perrysburg	0	7	857	0	33	0	387	170	1	405	0	0
Portage Co. - Kent	15	16	1,632	0	217	0	760	289	4	269	1	1
Portage Co. - Ravenna	14	23	1,427	1	394	0	921	174	20	958	0	1
Portsmouth	5	4	858	1	63	2	824	92	9	929	0	4
Rocky River	3	9	627	356	425	0	470	385	286	755	1	2
Sandusky	0	206	2,398	0	84	0	1,020	338	0	1,411	0	7
Shaker Heights	0	16	878	0	44	0	409	5	16	247	0	164
Shelby	108	0	251	0	23	1	21	41	0	2	0	0
Sidney	0	24	824	0	231	0	207	377	15	146	0	0
South Euclid	0	0	497	0	51	0	280	7	0	107	0	0
Steubenville	0	389	718	1	18	0	135	5	31	195	0	0
Struthers	0	11	235	0	177	103	95	0	0	211	0	53
Sylvania	0	2	562	0	457	0	646	21	0	1,072	0	0
Tiffin	1	12	825	0	52	2	125	162	0	101	0	0
Toledo	10	75	5,991	2,310	3,156	0	5,605	187	66	27,800	0	737
Toledo Housing	0	0	658	79	14	0	344	15	0	1,162	0	298
Upper Sandusky	0	12	431	0	18	0	86	79	0	47	0	0
Van Wert	7	2	555	0	25	6	208	86	0	28	0	0
Vandalia	0	26	1,449	1	802	5	513	68	44	830	0	0
Vermilion	3	5	413	0	102	3	117	30	0	135	0	23
Wadsworth	2	12	561	0	157	0	268	47	0	29	3	0
Warren	1	7	1,429	0	238	11	808	0	41	457	0	0
Washington C. H.	3	45	985	0	150	1	181	57	0	87	0	3
Wayne County	5	334	613	462	33	1	181	243	0	463	0	2
Willoughby	4	26	3,036	0	0	0	524	800	22	0	0	41
Xenia	1	15	1,602	0	245	1	655	540	0	718	0	29
Youngstown	6	35	1,162	91	523	3	929	39	40	1,034	0	21
Zanesville	0	85	1,405	0	44	2	132	100	0	33	0	40
Statewide	727	7,328	175,919	29,518	36,573	738	95,401	28,674	5,243	144,890	54	11,344

Municipal Courts
 Operating a Vehicle While Under the Influence Overall Caseloads
 2007

Court	Cases Pending January 1	New Filings	Reactivations and Transfers	Total Cases	Total Terminations	Clearance Rate	Cases Pending December 31	Cases Pending Beyond Time Guidelines
Akron	271	995	267	1,533	1,268	100%	265	0
Alliance	36	194	1	231	205	105%	26	0
Ashland	54	370	9	433	399	105%	34	0
Ashtabula	117	264	29	410	248	85%	162	48
Athens	104	474	57	635	551	104%	84	0
Auglaize County	62	303	26	391	324	98%	67	1
Avon Lake	80	226	10	316	277	117%	39	0
Barberton	117	619	63	799	705	103%	94	9
Bedford	117	327	24	468	298	85%	170	0
Bellefontaine	51	351	13	415	357	98%	58	0
Bellevue	9	107	0	116	109	102%	7	0
Berea	195	712	85	992	714	90%	278	0
Bowling Green	81	551	1	633	538	97%	95	0
Brown County	87	293	63	443	361	101%	82	7
Bryan	38	307	17	362	320	99%	42	1
Cambridge	72	474	15	561	468	96%	93	9
Campbell	41	37	1	79	57	150%	22	0
Canton	76	931	188	1,195	1,105	99%	90	0
Carroll County	29	140	4	173	141	98%	32	0
Celina	89	427	3	519	407	95%	112	6
Champaign County	40	282	18	340	291	97%	49	0
Chardon	100	610	31	741	655	102%	86	8
Chillicothe	204	764	117	1,085	829	94%	256	0
Circleville	81	355	7	443	364	101%	79	0
Clark County	341	1,013	251	1,605	1,195	95%	410	1
Clermont County	346	1,738	369	2,453	2,066	98%	387	13
Cleveland	312	818	588	1,718	1,400	100%	318	6
Cleveland Heights	31	42	10	83	58	112%	25	5
Cleveland Housing	0	0	0	0	0	-	0	0
Clinton County	185	307	4	496	419	135%	77	0
Columbiana County	119	419	31	569	441	98%	128	0
Conneaut	8	85	2	95	80	92%	15	0
Coshocton	16	234	5	255	232	97%	23	0
Crawford County	55	341	0	396	346	101%	50	0
Cuyahoga Falls	173	982	164	1,319	1,099	96%	220	1
Darke County	28	240	5	273	236	96%	37	1
Dayton	151	371	22	544	391	99%	153	0
Defiance County	45	395	18	458	384	93%	74	0
Delaware County	115	804	44	963	816	96%	147	0
East Cleveland	7	57	5	69	62	100%	7	0
East Liverpool	14	145	6	165	131	87%	34	1
Eaton	114	303	23	440	343	105%	97	0
Elyria	343	1,214	169	1,726	1,324	96%	402	0
Euclid	38	133	10	181	130	91%	51	0
Fairborn	220	847	100	1,167	907	96%	260	7

Municipal Courts
 Operating a Vehicle While Under the Influence Overall Caseloads
 2007

Court	Cases Pending January 1	New Filings	Reactivations and Transfers	Total Cases	Total Terminations	Clearance Rate	Cases Pending December 31	Cases Pending Beyond Time Guidelines
Fairfield	66	545	43	654	562	96%	92	3
Fairfield County	204	700	42	946	732	99%	214	4
Findlay	168	635	55	858	648	94%	210	0
Fostoria	47	162	20	229	214	118%	15	0
Franklin	97	304	49	450	361	102%	89	0
Franklin County	1,383	6,038	1,484	8,905	7,486	100%	1,419	28
Franklin Co. Environ.	6	10	4	20	18	129%	2	0
Fremont	38	339	10	387	351	101%	36	0
Gallipolis	26	270	44	340	277	88%	63	1
Garfield Heights	64	395	64	523	456	99%	67	0
Girard	58	286	30	374	337	107%	37	0
Hamilton	113	596	149	858	746	100%	112	10
Hamilton County	1,024	2,753	1,567	5,344	4,205	97%	1,139	0
Hardin County	57	237	18	312	245	96%	67	0
Hillsboro	40	224	33	297	232	90%	65	7
Hocking County	26	190	1	217	174	91%	43	7
Holmes County	64	97	4	165	99	98%	66	0
Huron	16	107	1	124	115	106%	9	2
Ironton	16	188	4	208	189	98%	19	0
Jackson County	34	358	51	443	355	87%	88	0
Kettering	121	903	18	1,042	898	98%	144	1
Lakewood	132	252	0	384	230	91%	154	0
Lawrence County	33	294	12	339	301	98%	38	0
Lebanon	19	250	3	272	243	96%	29	0
Licking County	197	1,030	68	1,295	1,137	104%	158	3
Lima	372	1,031	34	1,437	1,155	108%	282	29
Lorain County	129	333	37	499	406	110%	93	0
Lyndhurst	89	341	17	447	350	98%	97	16
Madison County	38	214	13	265	225	99%	40	0
Mansfield	284	844	144	1,272	936	95%	336	0
Marietta	218	518	40	776	688	123%	88	0
Marion County	69	458	26	553	502	104%	51	3
Marysville	45	354	27	426	367	96%	59	0
Mason	63	426	24	513	402	89%	111	11
Massillon	108	915	13	1,036	928	100%	108	1
Maumee	81	332	31	444	375	103%	69	7
Medina	304	698	15	1,017	697	98%	320	52
Mentor	65	366	16	447	408	107%	39	0
Miami County	167	1,005	84	1,256	1,032	95%	224	7
Miamisburg	157	673	61	891	751	102%	140	0
Middletown	31	455	56	542	499	98%	43	0
Morrow County	116	447	0	563	433	97%	130	61
Mount Vernon	82	303	1	386	319	105%	67	0
Napoleon	23	174	0	197	175	101%	22	0

Municipal Courts
 Operating a Vehicle While Under the Influence Overall Caseloads
 2007

Court	Cases Pending January 1	New Filings	Reactivations and Transfers	Total Cases	Total Terminations	Clearance Rate	Cases Pending December 31	Cases Pending Beyond Time Guidelines
New Philadelphia	145	479	63	687	490	90%	197	33
Newton Falls	67	159	22	248	212	117%	36	0
Niles	20	140	19	179	156	98%	23	0
Norwalk	35	405	21	461	421	99%	40	0
Oakwood	8	20	8	36	28	100%	8	0
Oberlin	78	329	27	434	360	101%	74	0
Oregon	33	213	31	277	233	95%	44	0
Ottawa County	174	462	134	770	510	86%	260	13
Painesville	51	615	14	680	607	97%	73	0
Parma	174	778	15	967	779	98%	188	0
Perrysburg	289	580	49	918	623	99%	295	0
Portage Co. - Kent	96	428	36	560	496	107%	64	3
Portage Co. - Ravenna	332	1,027	107	1,466	1,177	104%	289	34
Portsmouth	140	677	111	928	767	97%	161	3
Rocky River	105	682	72	859	707	94%	152	4
Sandusky	224	668	126	1,018	674	85%	344	0
Shaker Heights	339	220	27	586	228	92%	358	0
Shelby	14	97	0	111	95	98%	16	2
Sidney	80	502	19	601	500	96%	101	0
South Euclid	30	78	5	113	91	110%	22	1
Steubenville	25	148	22	195	172	101%	23	0
Struthers	169	165	11	345	229	130%	116	46
Sylvania	134	885	201	1,220	1,052	97%	168	0
Tiffin	24	222	8	254	218	95%	36	3
Toledo	477	888	477	1,842	1,442	106%	400	0
Toledo Housing	0	0	0	0	0	-	0	0
Upper Sandusky	22	216	4	242	212	96%	30	0
Van Wert	65	217	1	283	245	112%	38	1
Vandalia	127	802	75	1,004	783	89%	221	0
Vermilion	40	177	21	238	186	94%	52	3
Wadsworth	114	235	13	362	281	113%	81	0
Warren	199	495	99	793	662	111%	131	7
Washington C. H.	37	276	8	321	285	100%	36	0
Wayne County	71	437	60	568	513	103%	55	0
Willoughby	98	570	4	672	577	101%	95	0
Xenia	107	427	43	577	461	98%	116	4
Youngstown	27	267	43	337	261	84%	76	9
Zanesville	4	181	14	199	184	94%	15	0
Statewide	15,476	62,818	9,298	87,592	71,227	99%	16,365	543

Municipal Courts
 Operating a Vehicle While Under the Influence Terminations
 2007

Court	Jury Trial	Court Trial	Guilty/No Contest to Original Charge Judge	Guilty/No Contest to Original Charge Magistrate	Guilty/No Contest to Reduced Charge	Dismissal: Lack of Speedy Trial	Other Dismissals	Transferred Out	Unavailability of Party	Bankruptcy Stay/Interlocutory Appeal	Other Terminations
Akron	5	1	207	151	591	8	40	32	150	1	47
Alliance	6	1	172	9	13	0	7	0	0	0	37
Ashland	7	0	348	0	26	0	4	0	14	0	0
Ashtabula	0	4	150	27	25	1	17	0	24	0	0
Athens	0	0	362	0	113	0	39	0	36	0	1
Auglaize County	6	0	259	0	27	3	13	0	10	0	1
Avon Lake	0	0	207	0	42	2	5	1	11	0	8
Barberton	4	2	571	0	31	2	10	12	42	0	0
Bedford	1	24	247	0	1	0	6	0	19	0	0
Bellefontaine	1	3	273	0	54	0	10	0	16	0	0
Bellevue	0	0	80	0	26	0	2	0	1	0	0
Berea	0	21	561	16	45	0	16	0	39	0	16
Bowling Green	1	0	385	47	76	0	18	0	10	0	0
Brown County	0	0	195	0	80	0	12	0	66	0	9
Bryan	0	0	265	0	32	0	3	0	16	0	3
Cambridge	0	14	282	106	18	0	17	0	27	0	4
Campbell	0	0	29	0	25	0	3	0	0	0	0
Canton	8	1	1,019	0	10	0	21	2	42	0	1
Carroll County	0	0	114	0	16	0	9	0	2	0	0
Celina	0	0	238	0	158	0	7	0	4	0	0
Champaign County	0	0	218	0	48	0	5	0	17	0	1
Chardon	1	0	519	0	71	3	28	0	32	0	1
Chillicothe	0	0	48	1	577	0	104	0	99	4	0
Circleville	2	4	232	0	66	1	34	0	25	0	0
Clark County	1	34	567	1	215	0	74	0	219	6	77
Clermont County	9	9	1,115	0	475	1	52	113	285	0	3
Cleveland	1	9	663	16	92	0	57	27	527	0	8
Cleveland Heights	0	1	37	1	0	0	2	0	17	0	0
Cleveland Housing	0	0	0	0	0	0	0	0	0	0	0
Clinton County	0	0	216	0	130	0	23	0	41	0	9
Columbiana County	1	0	361	0	45	0	6	4	21	0	2
Conneaut	0	0	74	0	3	0	1	0	2	0	0
Coshocton	0	2	206	0	1	0	3	12	9	0	0
Crawford County	0	0	281	0	26	0	14	0	26	0	0
Cuyahoga Falls	4	138	745	1	61	0	21	4	72	1	51
Darke County	0	153	69	0	0	0	4	0	13	0	0
Dayton	0	3	188	6	155	0	25	2	42	0	5
Defiance County	0	1	315	0	42	1	11	0	9	0	5
Delaware County	13	6	490	189	36	0	38	1	45	0	1
East Cleveland	0	1	46	2	0	0	2	0	10	0	0
East Liverpool	0	0	106	0	8	11	6	0	2	0	0
Eaton	0	1	225	0	80	0	9	0	28	0	0
Elyria	0	0	936	0	166	0	70	6	110	0	36
Euclid	1	0	112	2	0	0	3	0	9	0	0

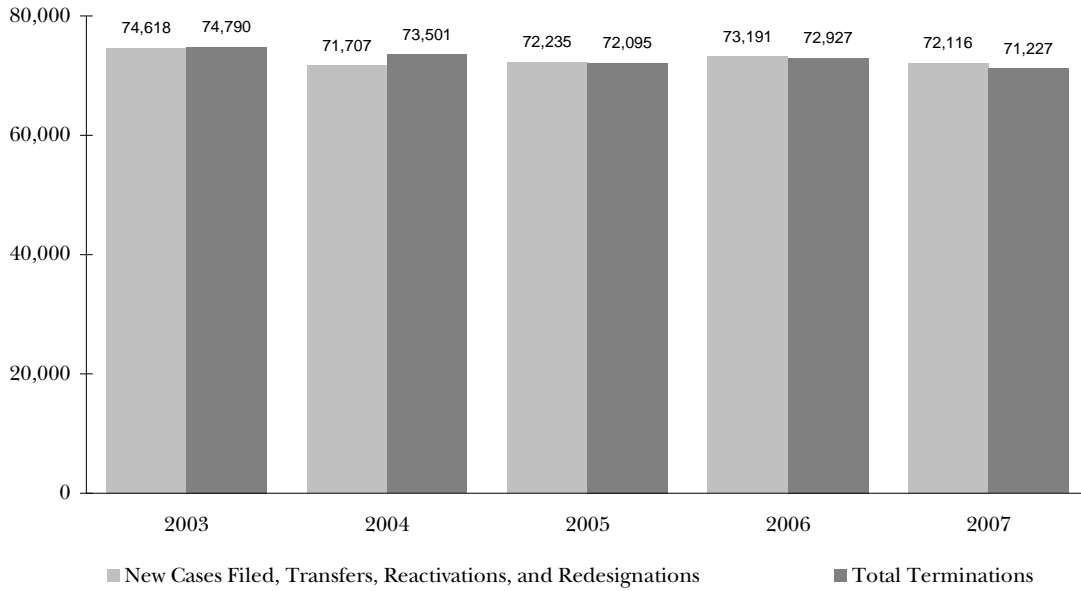
Municipal Courts
Operating a Vehicle While Under the Influence Terminations
2007

Court	Jury Trial	Court Trial	Guilty/No Contest to Original Charge Judge	Guilty/No Contest to Original Charge Magistrate	Guilty/No Contest to Reduced Charge	Dismissal: Lack of Speedy Trial	Other Dismissals	Transferred Out	Unavailability of Party	Bankruptcy Stay/Interlocutory Appeal	Other Terminations
Fairborn	2	2	586	0	204	0	21	0	89	3	2
Fairfield	5	0	53	0	2	0	22	0	61	0	22
Fairfield County	2	6	627	0	14	4	33	3	39	2	4
Findlay	0	3	549	0	31	0	13	5	31	0	22
Fostoria	1	1	164	0	30	0	4	0	16	0	0
Franklin	0	1	216	0	77	0	6	0	43	0	18
Franklin County	11	6	4,440	2	1,113	0	330	523	1,024	0	40
Franklin Co. Environ.	0	0	10	0	4	0	1	0	4	0	1
Fremont	0	0	328	0	0	0	14	1	7	0	1
Gallipolis	0	0	115	0	86	0	29	0	46	2	2
Garfield Heights	0	0	347	4	32	1	17	1	55	0	0
Girard	0	0	175	0	119	0	9	0	33	0	0
Hamilton	0	13	538	0	2	3	15	0	169	0	6
Hamilton County	13	78	2,804	13	28	0	207	72	784	0	206
Hardin County	0	0	166	0	47	0	14	0	17	0	0
Hillsboro	0	0	117	0	72	0	19	0	23	0	1
Hocking County	3	3	127	1	11	17	7	0	5	0	1
Holmes County	0	62	38	3	3	0	1	0	0	0	0
Huron	0	0	74	0	31	0	4	0	6	0	0
Ironton	1	0	156	0	1	0	15	0	15	0	0
Jackson County	1	12	255	0	23	0	13	0	50	0	2
Kettering	0	0	474	0	381	0	15	1	23	0	3
Lakewood	4	3	216	0	7	0	0	0	0	0	0
Lawrence County	0	10	239	0	17	0	7	1	11	0	0
Lebanon	2	3	184	0	29	1	5	0	17	0	0
Licking County	18	26	941	0	5	0	70	12	63	0	2
Lima	0	4	829	0	91	0	85	28	0	0	83
Lorain County	3	21	241	0	63	0	9	21	46	0	0
Lyndhurst	1	1	291	14	14	0	13	0	14	0	2
Madison County	2	0	143	0	52	0	14	0	13	0	1
Mansfield	0	5	716	6	25	0	36	4	140	0	4
Marietta	0	4	600	0	4	0	12	0	47	0	19
Marion County	2	1	427	0	33	0	5	0	30	0	4
Marysville	1	32	285	0	11	1	8	0	27	0	1
Mason	10	43	167	0	96	0	28	5	53	0	0
Massillon	2	6	772	23	84	0	8	16	17	0	0
Maumee	0	1	264	0	53	1	16	0	40	0	0
Medina	2	1	656	1	0	0	15	1	17	0	4
Mentor	0	0	365	0	23	0	3	1	16	0	0
Miami County	0	0	490	0	444	0	35	4	58	0	1
Miamisburg	0	0	408	0	246	0	35	0	62	0	0
Middletown	0	20	372	0	47	0	40	0	19	0	1
Morrow County	0	0	320	0	52	0	69	0	93	0	0
Mount Vernon	2	3	240	0	48	0	10	0	2	0	14

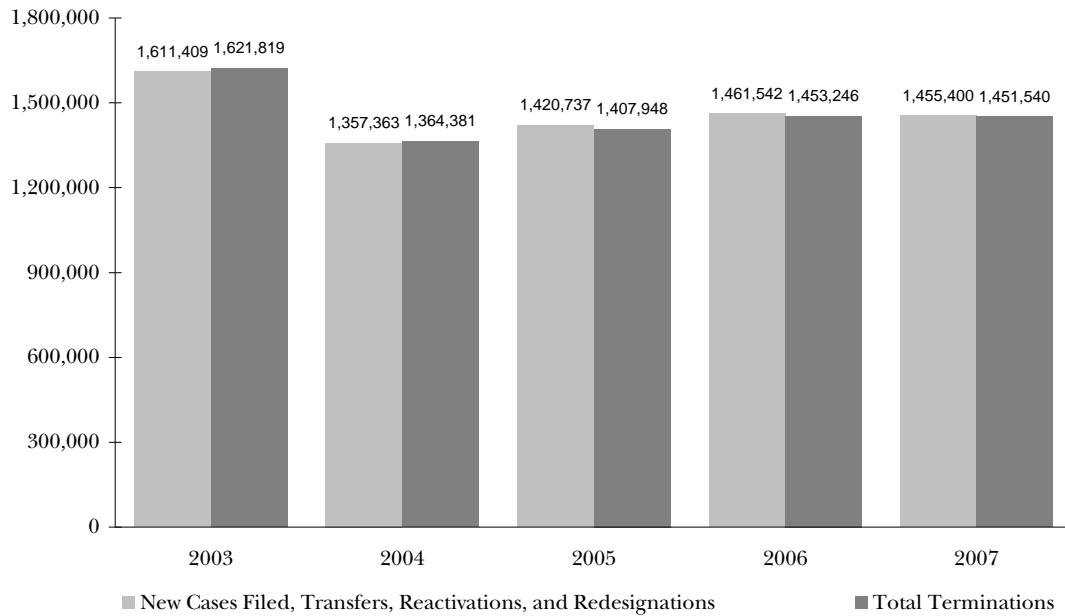
Municipal Courts
Operating a Vehicle While Under the Influence Terminations
2007

Court	Jury Trial	Court Trial	Guilty/No Contest to Original Charge Judge	Guilty/No Contest to Original Charge Magistrate	Guilty/No Contest to Reduced Charge	Dismissal: Lack of Speedy Trial	Other Dismissals	Transferred Out	Unavailability of Party	Bankruptcy Stay/Interlocutory Appeal	Other Terminations
Napoleon	0	0	128	0	35	0	8	0	4	0	1
New Philadelphia	3	12	261	120	5	0	15	0	71	0	2
Newton Falls	0	10	100	0	67	0	25	0	10	0	0
Niles	0	0	64	0	3	0	4	1	16	0	66
Norwalk	3	5	353	0	17	0	4	0	18	0	21
Oakwood	0	0	36	0	6	0	6	0	0	0	0
Oberlin	1	0	267	0	28	0	31	1	31	0	1
Oregon	1	0	150	0	30	0	18	0	34	0	0
Ottawa County	6	1	326	0	82	0	30	0	46	0	19
Painesville	0	1	535	0	40	1	15	3	8	0	2
Parma	3	1	581	18	115	0	23	0	26	0	1
Perrysburg	0	0	549	0	6	0	15	0	53	0	0
Portage Co. - Kent	14	0	435	0	10	0	7	1	28	4	0
Portage Co. - Ravenna	6	0	828	1	179	0	52	9	98	5	0
Portsmouth	1	1	450	0	141	0	43	3	127	0	1
Rocky River	0	1	561	34	10	1	9	29	61	0	1
Sandusky	0	24	393	0	84	0	21	0	150	0	2
Shaker Heights	0	2	197	0	3	0	7	0	19	0	0
Shelby	53	0	35	0	5	0	2	0	0	0	0
Sidney	0	1	310	0	141	0	23	2	24	1	0
South Euclid	1	0	77	0	5	0	4	0	4	0	0
Steubenville	0	83	68	0	5	0	6	3	9	0	0
Struthers	0	9	90	1	68	7	4	0	40	0	13
Sylvania	0	0	584	0	245	0	20	0	202	0	0
Tiffin	0	1	85	0	62	1	63	0	6	0	0
Toledo	0	5	442	49	186	0	64	1	498	0	168
Toledo Housing	0	0	0	0	0	0	0	0	0	0	0
Upper Sandusky	0	0	177	0	28	0	3	0	4	0	0
Van Wert	2	1	194	0	19	3	17	0	9	0	0
Vandalia	1	0	615	0	71	0	16	1	79	0	0
Vermilion	0	2	99	0	57	0	4	0	21	0	3
Wadsworth	5	3	242	0	4	0	29	0	6	0	0
Warren	0	0	514	0	19	2	39	23	65	0	0
Washington C. H.	0	6	211	0	44	0	17	0	7	0	0
Wayne County	3	57	236	121	6	0	18	0	70	0	2
Willoughby	3	1	562	0	0	0	0	2	0	0	8
Xenia	0	0	314	0	107	0	11	0	29	0	0
Youngstown	0	1	134	0	47	0	22	2	54	0	1
Zanesville	0	2	174	0	6	0	4	0	0	0	0
Statewide	266	1,034	46,635	986	9,447	76	2,882	996	7,441	29	1,105

Municipal Courts
O.V.I. Cases - Statewide
2003 - 2007



Municipal Courts
Other Traffic Cases - Statewide
2003 - 2007



Municipal Courts
Other Traffic Overall Caseloads
2007

Court	Cases Pending January 1	New Filings	Reactivations and Transfers	Total Cases	Total Terminations	Clearance Rate	Cases Pending December 31	Cases Pending Beyond Time Guidelines
Akron	9,740	21,819	3,012	34,571	25,377	102%	9,194	0
Alliance	157	2,821	2	2,980	2,829	100%	151	0
Ashland	308	9,326	393	10,027	9,708	100%	319	0
Ashtabula	1,194	6,266	669	8,129	6,934	100%	1,195	158
Athens	232	5,245	408	5,885	5,688	101%	197	0
Auglaize County	250	7,548	116	7,914	7,574	99%	340	1
Avon Lake	124	904	43	1,071	945	100%	126	1
Barberton	357	8,363	774	9,494	9,155	100%	339	61
Bedford	1,117	7,842	835	9,794	8,302	96%	1,492	0
Bellefontaine	268	6,947	251	7,466	7,176	100%	290	0
Bellevue	100	1,732	10	1,842	1,823	105%	19	0
Berea	472	5,678	914	7,064	6,573	100%	491	0
Bowling Green	317	9,186	0	9,503	9,102	99%	401	0
Brown County	334	8,647	531	9,512	8,849	96%	663	5
Bryan	169	6,843	1,070	8,082	7,924	100%	158	0
Cambridge	314	10,728	99	11,141	10,670	99%	471	4
Campbell	355	1,157	6	1,518	1,242	107%	276	0
Canton	882	17,650	725	19,257	18,464	100%	793	0
Carroll County	111	2,140	33	2,284	2,176	100%	108	1
Celina	119	3,742	55	3,916	3,759	99%	157	4
Champaign County	85	2,859	120	3,064	2,985	100%	79	0
Chardon	264	10,375	509	11,148	10,881	100%	267	10
Chillicothe	851	8,004	1,111	9,966	9,209	101%	757	0
Circleville	906	9,193	727	10,826	10,001	101%	825	0
Clark County	986	16,515	1,491	18,992	17,779	99%	1,213	0
Clermont County	918	20,394	5,805	27,117	26,177	100%	940	16
Cleveland	8,494	74,818	42,588	125,900	119,869	102%	6,031	19
Cleveland Heights	964	11,814	1,794	14,572	13,511	99%	1,061	11
Cleveland Housing	0	0	0	0	0	-	0	0
Clinton County	1,316	10,644	16	11,976	11,201	105%	775	0
Columbiana County	383	5,880	326	6,589	6,187	100%	402	0
Conneaut	49	1,228	103	1,380	1,332	100%	48	0
Coshocton	31	2,262	36	2,329	2,244	98%	85	0
Crawford County	199	5,120	3	5,322	5,183	101%	139	0
Cuyahoga Falls	1,096	19,190	1,764	22,050	20,751	99%	1,299	1
Darke County	163	4,018	83	4,264	4,142	101%	122	5
Dayton	2,470	25,155	6,478	34,103	30,706	97%	3,397	0
Defiance County	105	6,006	641	6,752	6,570	99%	182	0
Delaware County	761	15,308	819	16,888	16,155	100%	733	0
East Cleveland	185	1,556	226	1,967	1,714	96%	253	0
East Liverpool	82	1,652	23	1,757	1,655	99%	102	4
Eaton	611	7,817	819	9,247	8,620	100%	627	39
Elyria	947	8,894	743	10,584	9,324	97%	1,260	0
Euclid	208	5,833	813	6,854	6,557	99%	297	0

Municipal Courts
Other Traffic Overall Caseloads
2007

Court	Cases Pending January 1	New Filings	Reactivations and Transfers	Total Cases	Total Terminations	Clearance Rate	Cases Pending December 31	Cases Pending Beyond Time Guidelines
Fairborn	640	14,342	1,183	16,165	15,545	100%	620	2
Fairfield	177	3,150	246	3,573	3,424	101%	149	2
Fairfield County	543	11,700	852	13,095	12,469	99%	626	2
Findlay	467	8,625	425	9,517	9,084	100%	433	0
Fostoria	90	1,466	92	1,648	1,578	101%	70	0
Franklin	327	3,545	601	4,473	4,087	99%	386	2
Franklin County	4,557	118,774	42,380	165,711	161,138	100%	4,573	45
Franklin Co. Environ.	61	1,584	195	1,840	1,786	100%	54	0
Fremont	198	4,379	162	4,739	4,562	100%	177	0
Gallipolis	363	4,431	778	5,572	5,248	101%	324	2
Garfield Heights	418	6,147	1,260	7,825	7,501	101%	324	0
Girard	491	5,075	503	6,069	5,767	103%	302	0
Hamilton	501	8,230	2,406	11,137	10,730	101%	407	4
Hamilton County	29,797	109,872	32,534	172,203	139,098	98%	33,105	0
Hardin County	167	3,581	141	3,889	3,669	99%	220	0
Hillsboro	97	3,432	176	3,705	3,523	98%	182	29
Hocking County	242	2,960	3	3,205	3,043	103%	162	5
Holmes County	263	3,280	1	3,544	3,197	97%	347	0
Huron	86	2,204	1	2,291	2,157	98%	134	9
Ironton	335	3,507	31	3,873	3,532	100%	341	0
Jackson County	331	5,987	776	7,094	6,790	100%	304	2
Kettering	414	15,868	515	16,797	16,306	100%	491	0
Lakewood	1,195	5,147	0	6,342	4,914	95%	1,428	0
Lawrence County	232	3,123	267	3,622	3,424	101%	198	1
Lebanon	210	3,918	13	4,141	4,022	102%	119	1
Licking County	644	12,061	1,512	14,217	13,755	101%	462	0
Lima	985	12,269	185	13,439	12,465	100%	974	96
Lorain County	587	4,920	568	6,075	5,689	104%	386	7
Lyndhurst	514	13,567	933	15,014	14,462	100%	552	14
Madison County	536	10,745	603	11,884	11,417	101%	467	0
Mansfield	1,349	12,470	1,725	15,544	13,973	98%	1,571	0
Marietta	497	6,828	521	7,846	7,521	102%	325	0
Marion County	559	11,831	655	13,045	12,336	99%	709	14
Marysville	370	8,374	423	9,167	8,726	99%	441	0
Mason	268	6,625	118	7,011	6,676	99%	335	7
Massillon	385	9,398	273	10,056	9,739	101%	317	0
Maumee	732	7,918	818	9,468	8,848	101%	620	39
Medina	675	10,495	417	11,587	10,774	99%	813	42
Mentor	193	5,855	323	6,371	6,199	100%	172	0
Miami County	750	12,781	1,634	15,165	14,391	100%	774	4
Miamisburg	692	8,859	1,063	10,614	9,900	100%	714	4
Middletown	378	5,150	704	6,232	5,834	100%	398	19
Morrow County	328	6,101	238	6,667	6,550	103%	117	52
Mount Vernon	282	5,188	32	5,502	5,289	101%	213	3
Napoleon	186	3,551	0	3,737	3,574	101%	163	0

Municipal Courts
Other Traffic Overall Caseloads
2007

Court	Cases Pending January 1	New Filings	Reactivations and Transfers	Total Cases	Total Terminations	Clearance Rate	Cases Pending December 31	Cases Pending Beyond Time Guidelines
New Philadelphia	404	6,179	375	6,958	6,450	98%	508	9
Newton Falls	536	7,594	653	8,783	8,201	99%	582	0
Niles	118	1,693	347	2,158	2,025	99%	133	2
Norwalk	247	9,509	480	10,236	9,962	100%	274	0
Oakwood	1,456	1,254	161	2,871	1,542	109%	1,329	0
Oberlin	353	5,726	357	6,436	6,096	100%	340	0
Oregon	179	3,441	477	4,097	3,948	101%	149	0
Ottawa County	306	4,662	265	5,233	4,940	100%	293	0
Painesville	255	7,699	245	8,199	7,965	100%	234	0
Parma	2,910	6,552	89	9,551	6,415	97%	3,136	0
Perrysburg	1,822	8,669	227	10,718	8,858	100%	1,860	0
Portage Co. - Kent	219	4,404	274	4,897	4,641	99%	256	7
Portage Co. - Ravenna	1,209	16,966	699	18,874	17,959	102%	915	19
Portsmouth	587	7,145	1,185	8,917	8,448	101%	469	1
Rocky River	665	20,896	2,239	23,800	23,035	100%	765	5
Sandusky	456	5,605	347	6,408	5,559	93%	849	0
Shaker Heights	3,260	9,616	1,217	14,093	10,940	101%	3,153	0
Shelby	35	873	0	908	878	101%	30	4
Sidney	455	7,542	368	8,365	7,784	98%	581	0
South Euclid	230	3,918	329	4,477	4,118	97%	359	5
Steubenville	444	1,324	8	1,776	1,581	119%	195	0
Struthers	811	3,279	316	4,406	3,835	107%	571	182
Sylvania	539	6,851	1,249	8,639	8,183	101%	456	0
Tiffin	96	3,844	191	4,131	4,018	100%	113	1
Toledo	4,778	38,570	26,349	69,697	63,328	98%	6,369	0
Toledo Housing	0	0	0	0	0	-	0	0
Upper Sandusky	350	6,437	289	7,076	6,830	102%	246	0
Van Wert	259	6,465	0	6,724	6,518	101%	206	0
Vandalia	976	14,499	2,575	18,050	16,661	98%	1,389	0
Vermilion	165	2,821	430	3,416	3,262	100%	154	8
Wadsworth	252	5,881	127	6,260	5,976	99%	284	0
Warren	568	8,760	1,382	10,710	10,211	101%	499	10
Washington C. H.	160	4,840	394	5,394	5,280	101%	114	0
Wayne County	450	12,688	208	13,346	13,062	101%	284	0
Willoughby	1,127	9,484	62	10,673	9,555	100%	1,118	0
Xenia	631	9,200	795	10,626	10,052	101%	574	10
Youngstown	453	8,827	1,913	11,193	10,379	97%	814	45
Zanesville	25	1,299	64	1,388	1,310	96%	78	0
Statewide	119,892	1,233,444	221,956	1,575,292	1,451,540	100%	123,752	1,055

Municipal Courts
Other Traffic Terminations
2007

Court	Jury Trial	Court Trial	Guilty/No Contest to Original Charge Judge	Guilty/No Contest to Original Charge Magistrate	Guilty/No Contest to Reduced Charge	Dismissal: Lack of Speedy Trial	Other Dismissals	Violations Bureau	Transferred Out	Unavailability of Party	Bankruptcy Stay/Interlocutory Appeal	Other Terminations
Akron	2	12	2,753	5,275	1,446	6	1,288	12,230	28	1,010	0	843
Alliance	1	25	681	32	174	0	93	1,630	0	0	0	273
Ashland	1	102	1,896	0	27	0	83	7,118	0	481	0	0
Ashtabula	0	42	1,291	485	68	5	588	3,647	0	605	0	202
Athens	0	2	754	0	185	0	198	4,114	0	421	0	12
Auglaize County	5	38	636	4	207	11	56	6,119	0	479	0	8
Avon Lake	2	2	386	0	230	1	55	187	1	60	0	15
Barberton	2	55	3,255	0	70	1	177	4,791	37	702	0	1
Bedford	1	299	2,160	1,145	234	11	265	3,247	2	776	0	162
Bellefontaine	0	47	1,077	0	18	0	60	5,731	0	248	0	0
Bellevue	0	1	320	0	22	6	11	1,431	0	31	0	1
Berea	0	93	1,389	470	55	0	305	3,320	0	493	0	448
Bowling Green	0	5	426	764	439	0	356	6,761	0	138	0	212
Brown County	3	21	517	0	134	1	118	7,362	0	634	0	55
Bryan	0	6	601	0	56	1	40	5,949	0	1,154	0	117
Cambridge	0	101	515	481	125	0	102	6,990	0	2,268	0	88
Campbell	3	0	552	0	130	6	43	509	0	0	0	0
Canton	0	100	4,608	5,736	162	0	488	6,842	1	523	0	1
Carroll County	0	2	666	0	67	2	48	1,367	0	23	0	1
Celina	0	26	1,540	0	22	0	24	2,066	0	76	5	0
Champaign County	0	17	819	0	34	0	143	1,857	0	107	0	5
Chardon	0	212	1,462	1	157	6	197	8,309	0	453	0	84
Chillicothe	0	82	584	0	603	0	584	6,262	0	1,091	0	1
Circleville	3	104	1,416	0	128	2	295	7,026	0	1,025	0	1
Clark County	0	100	1,088	3,370	738	0	576	9,415	0	2,394	17	81
Clermont County	1	81	3,242	0	743	1	546	15,735	188	5,639	0	5
Cleveland	1	575	14,930	28,159	4,892	0	16,537	17,219	500	34,261	0	2,795
Cleveland Heights	3	453	1,467	836	8	15	68	8,602	0	2,059	0	0
Cleveland Housing	0	0	0	0	0	0	0	0	0	0	0	0
Clinton County	0	54	699	0	455	0	257	9,105	0	549	0	82
Columbiana County	0	9	882	0	60	0	66	4,889	10	268	0	1
Conneaut	0	4	351	0	66	0	28	767	0	116	0	0
Coshocton	0	6	351	0	7	0	15	1,787	0	75	0	3
Crawford County	0	23	697	0	45	0	77	3,527	0	814	0	0
Cuyahoga Falls	0	334	4,148	265	347	0	396	13,321	1	1,792	0	147
Darke County	0	190	689	1	6	1	19	3,067	0	169	0	3
Dayton	0	187	3,247	8,741	1,603	4	1,710	8,178	4	7,060	0	434
Defiance County	0	23	1,449	0	41	1	67	4,298	0	686	1	4
Delaware County	3	151	649	1,216	29	1	1,019	12,214	1	880	0	1
East Cleveland	0	16	764	93	98	0	162	76	0	481	0	0
East Liverpool	12	0	402	0	30	41	21	1,107	0	41	0	0
Eaton	0	4	552	0	340	0	120	6,628	0	954	0	22
Elyria	1	54	1,663	626	437	0	522	5,317	12	662	0	30

Municipal Courts
Other Traffic Terminations
2007

Court	Jury Trial	Court Trial	Guilty/No Contest to Original Charge Judge	Guilty/No Contest to Original Charge Magistrate	Guilty/No Contest to Reduced Charge	Dismissal: Lack of Speedy Trial	Other Dismissals	Violations Bureau	Transferred Out	Unavailability of Party	Bankruptcy Stay/Interlocutory Appeal	Other Terminations
Euclid	0	29	2,379	115	262	0	205	2,699	0	819	0	31
Fairborn	0	69	2,185	912	266	0	163	10,695	0	1,252	0	4
Fairfield	37	13	1,021	0	21	1	84	1,605	0	257	0	74
Fairfield County	0	34	1,660	0	141	8	247	9,398	1	965	0	12
Findlay	0	19	1,224	0	59	0	107	3,708	10	347	0	3,610
Fostoria	0	11	415	0	41	0	41	960	0	108	0	1
Franklin	0	11	818	0	85	0	48	2,581	5	403	0	103
Franklin County	22	255	11,238	17,941	4,161	1	15,265	69,973	2,066	40,053	0	129
Franklin Co. Environ.	3	1	322	5	10	0	104	1,118	2	249	0	3
Fremont	0	8	731	0	1	0	103	3,530	6	182	0	1
Gallipolis	1	10	323	0	487	0	199	3,360	0	851	1	12
Garfield Heights	0	124	2,079	921	250	3	155	2,412	1	1,552	0	0
Girard	0	1	899	0	513	0	518	3,114	0	722	0	0
Hamilton	0	108	4,170	213	9	19	203	3,414	0	2,520	0	65
Hamilton County	2	907	17,958	13,772	2,165	1	8,960	55,648	96	39,164	0	425
Hardin County	1	5	563	0	79	1	64	2,778	0	177	0	2
Hillsboro	1	1	564	0	80	1	176	2,504	0	165	0	30
Hocking County	8	9	566	3	50	94	20	1,976	0	59	0	258
Holmes County	0	77	310	0	3	0	9	2,804	0	0	0	0
Huron	0	12	248	0	46	0	25	1,658	1	168	0	0
Ironton	1	4	343	980	3	0	167	1,842	0	191	0	0
Jackson County	0	55	795	0	45	1	105	5,018	0	743	0	26
Kettering	0	86	1,849	0	1,310	0	138	11,761	2	563	1	601
Lakewood	0	228	1,246	0	176	0	153	2,892	0	0	0	219
Lawrence County	0	55	374	299	7	3	97	2,219	0	331	0	0
Lebanon	3	17	700	0	119	1	138	2,674	0	370	0	1
Licking County	0	170	2,124	0	6	0	382	9,334	29	1,628	0	82
Lima	0	41	1,746	573	93	0	896	9,016	56	0	0	33
Lorain County	22	99	2,198	0	358	5	200	1,745	157	886	0	7
Lyndhurst	0	77	3,362	544	85	0	102	9,293	1	823	0	175
Madison County	1	268	1,016	0	160	0	87	9,012	0	873	0	0
Mansfield	0	12	1,308	742	112	0	725	9,324	3	1,673	0	74
Marietta	0	45	1,061	0	1	0	118	5,105	0	590	0	601
Marion County	0	41	2,782	1	195	0	182	8,240	0	883	0	11
Marysville	0	162	794	1	65	2	436	6,667	0	579	0	9
Mason	0	125	920	0	105	0	147	5,033	1	342	0	3
Massillon	1	19	490	1,279	455	0	84	7,076	31	304	0	1
Maumee	0	7	1,079	0	352	10	149	6,194	0	862	0	195
Medina	0	78	802	1,216	226	0	193	7,805	0	448	2	4
Mentor	0	2	1,270	0	70	0	473	4,028	10	333	0	12
Miami County	0	38	819	1,038	967	0	1,128	9,393	4	954	0	50
Miamisburg	0	0	1,463	986	803	0	535	4,871	0	1,153	0	89
Middletown	2	97	1,862	0	271	0	668	2,209	0	711	0	14
Morrow County	0	17	432	0	242	0	136	5,252	0	607	0	0

Municipal Courts
Other Traffic Terminations
2007

Court	Jury Trial	Court Trial	Guilty/No Contest to Original Charge Judge	Guilty/No Contest to Original Charge Magistrate	Guilty/No Contest to Reduced Charge	Dismissal: Lack of Speedy Trial	Other Dismissals	Violations Bureau	Transferred Out	Unavailability of Party	Bankruptcy Stay/Interlocutory Appeal	Other Terminations
Mount Vernon	0	66	446	0	37	1	101	4,156	0	19	0	463
Napoleon	0	17	564	0	59	1	29	2,829	0	68	0	6
New Philadelphia	1	54	505	589	1	0	63	4,804	0	401	0	32
Newton Falls	0	58	3,201	0	431	2	156	4,292	0	60	0	0
Niles	0	2	510	0	167	0	86	872	0	374	0	13
Norwalk	0	50	1,165	0	167	0	17	8,000	0	511	0	52
Oakwood	0	8	1,608	0	82	0	98	838	0	155	0	0
Oberlin	0	8	865	0	434	0	198	4,123	0	473	0	1
Oregon	0	15	1,536	0	158	0	115	1,603	0	521	0	0
Ottawa County	0	63	712	1	61	0	96	3,707	0	271	0	29
Painesville	0	4	1,255	310	30	0	348	5,772	1	235	0	10
Parma	0	18	724	2,071	277	1	259	2,814	1	236	0	166
Perrysburg	2	49	1,470	0	191	0	94	6,379	1	671	0	1
Portage Co. - Kent	1	2	779	384	291	0	162	2,791	1	227	0	0
Portage Co. - Ravenna	3	1	1,129	904	1,033	0	458	13,863	7	561	1	0
Portsmouth	0	1	1,676	0	37	2	380	5,178	4	1,164	0	6
Rocky River	1	26	1,142	2,104	1,613	0	521	15,347	164	2,115	0	4
Sandusky	0	101	1,822	0	66	0	276	2,905	0	387	0	2
Shaker Heights	0	28	5,062	0	73	1	570	4,010	8	1,177	0	10
Shelby	61	0	169	0	8	2	10	628	0	1	0	0
Sidney	0	67	971	0	195	0	90	5,985	4	478	0	1
South Euclid	0	12	1,688	0	194	0	120	1,742	0	362	0	0
Steubenville	0	147	454	0	2	1	25	639	6	310	0	4
Struthers	2	7	636	0	507	81	78	1,923	0	530	0	69
Sylvania	0	7	1,049	0	714	0	538	4,421	0	1,455	0	0
Tiffin	0	33	674	0	79	2	49	2,978	2	199	0	2
Toledo	0	27	6,790	8,470	2,582	0	3,822	11,957	19	29,580	0	638
Toledo Housing	0	0	0	0	0	0	0	0	0	0	0	0
Upper Sandusky	1	61	667	0	11	0	39	5,730	0	319	0	2
Van Wert	2	9	667	0	43	21	188	5,402	0	38	0	146
Vandalia	1	60	3,322	70	671	0	889	8,753	26	2,866	0	3
Vermilion	0	10	1,318	1	183	0	51	1,212	0	478	0	9
Wadsworth	0	55	817	0	118	0	105	4,481	1	346	0	53
Warren	0	4	2,695	0	188	0	620	5,283	28	1,392	0	1
Washington C. H.	0	20	542	0	130	0	54	4,037	0	489	0	8
Wayne County	0	257	413	796	1	6	152	10,908	0	529	0	0
Willoughby	0	33	3,370	0	0	0	161	5,914	4	23	0	50
Xenia	0	31	2,806	0	126	0	183	6,087	0	813	0	6
Youngstown	2	33	2,313	1,776	551	2	657	2,800	108	2,128	0	10
Zanesville	0	34	487	0	61	1	15	699	0	10	0	3
Statewide	226	8,583	206,101	116,717	41,265	398	73,831	757,917	3,652	229,530	28	14,905

Municipal Courts
Personal Injury and Property Damage Overall Caseloads
2007

Court	Cases Pending January 1	New Filings	Reactivations and Transfers	Total Cases	Total Terminations	Clearance Rate	Cases Pending December 31	Cases Pending Beyond Time Guidelines
Akron	105	257	51	413	327	106%	86	0
Alliance	12	22	1	35	17	74%	18	0
Ashland	8	17	0	25	20	118%	5	0
Ashtabula	18	38	1	57	40	103%	17	0
Athens	16	25	0	41	26	104%	15	0
Auglaize County	5	9	0	14	12	133%	2	0
Avon Lake	5	3	0	8	4	133%	4	0
Barberton	24	60	0	84	47	78%	37	5
Bedford	24	20	11	55	43	139%	12	0
Bellefontaine	15	25	0	40	26	104%	14	0
Bellevue	0	2	0	2	0	0%	2	0
Berea	34	42	1	77	45	105%	32	0
Bowling Green	12	29	2	43	29	94%	14	0
Brown County	9	10	0	19	18	180%	1	0
Bryan	12	16	1	29	22	129%	7	0
Cambridge	10	19	0	29	23	121%	6	1
Campbell	3	5	0	8	1	20%	7	0
Canton	56	132	1	189	152	114%	37	0
Carroll County	0	0	0	0	0	-	0	0
Celina	10	17	3	30	25	125%	5	0
Champaign County	11	21	0	32	19	90%	13	0
Chardon	16	32	2	50	32	94%	18	0
Chillicothe	56	47	1	104	52	108%	52	0
Circleville	12	35	0	47	40	114%	7	0
Clark County	109	148	0	257	156	105%	101	0
Clermont County	37	62	16	115	85	109%	30	0
Cleveland	679	485	221	1,385	927	131%	458	3
Cleveland Heights	21	24	0	45	26	108%	19	5
Cleveland Housing	0	0	0	0	0	-	0	0
Clinton County	14	19	0	33	20	105%	13	0
Columbiana County	9	28	0	37	31	111%	6	0
Conneaut	0	6	0	6	3	50%	3	0
Coshocton	3	18	2	23	19	95%	4	0
Crawford County	6	19	0	25	19	100%	6	0
Cuyahoga Falls	54	94	20	168	119	104%	49	0
Darke County	13	16	1	30	21	124%	9	0
Dayton	1,182	252	16	1,450	212	79%	1,238	0
Defiance County	10	21	0	31	22	105%	9	0
Delaware County	25	48	4	77	64	123%	13	0
East Cleveland	0	0	0	0	0	-	0	0
East Liverpool	6	10	0	16	16	160%	0	0
Eaton	8	15	0	23	15	100%	8	1
Elyria	146	241	3	390	243	100%	147	0
Euclid	18	33	0	51	41	124%	10	0

Municipal Courts
Personal Injury and Property Damage Overall Caseloads
2007

Court	Cases Pending January 1	New Filings	Reactivations and Transfers	Total Cases	Total Terminations	Clearance Rate	Cases Pending December 31	Cases Pending Beyond Time Guidelines
Fairborn	18	37	1	56	42	111%	14	0
Fairfield	23	20	0	43	33	165%	10	0
Fairfield County	16	74	2	92	59	78%	33	0
Findlay	2	3	0	5	3	100%	2	0
Fostoria	5	13	0	18	14	108%	4	0
Franklin	6	14	3	23	18	106%	5	0
Franklin County	853	1,207	88	2,148	1,393	108%	755	28
Franklin Co. Environ.	0	0	0	0	0	-	0	0
Fremont	5	18	2	25	19	95%	6	0
Gallipolis	6	12	0	18	16	133%	2	0
Garfield Heights	25	37	13	75	49	98%	26	0
Girard	7	11	2	20	15	115%	5	1
Hamilton	62	76	8	146	84	100%	62	7
Hamilton County	1,963	748	106	2,817	916	107%	1,901	0
Hardin County	13	10	0	23	18	180%	5	0
Hillsboro	0	6	0	6	4	67%	2	0
Hocking County	10	9	0	19	15	167%	4	0
Holmes County	0	0	0	0	0	-	0	0
Huron	0	2	0	2	0	0%	2	0
Ironton	3	9	0	12	6	67%	6	0
Jackson County	10	32	0	42	34	106%	8	0
Kettering	16	45	2	63	40	85%	23	0
Lakewood	35	6	0	41	13	217%	28	0
Lawrence County	3	16	1	20	13	76%	7	0
Lebanon	3	3	0	6	3	100%	3	0
Licking County	21	55	2	78	57	100%	21	0
Lima	24	76	1	101	73	95%	28	0
Lorain County	32	38	5	75	57	133%	18	0
Lyndhurst	18	31	0	49	31	100%	18	0
Madison County	6	17	0	23	17	100%	6	0
Mansfield	67	69	2	138	71	100%	67	0
Marietta	0	0	0	0	0	-	0	0
Marion County	25	39	1	65	46	115%	19	0
Marysville	8	16	1	25	13	76%	12	0
Mason	18	32	2	52	33	97%	19	0
Massillon	26	111	1	138	94	84%	44	0
Maumee	17	21	5	43	26	100%	17	0
Medina	13	45	1	59	43	93%	16	0
Mentor	17	37	2	56	37	95%	19	0
Miami County	32	57	26	115	87	105%	28	0
Miamisburg	19	76	3	98	65	82%	33	0
Middletown	22	58	4	84	52	84%	32	0
Morrow County	13	19	0	32	13	68%	19	0
Mount Vernon	8	25	0	33	25	100%	8	0
Napoleon	8	10	0	18	17	170%	1	0

Municipal Courts
Personal Injury and Property Damage Overall Caseloads
2007

Court	Cases Pending January 1	New Filings	Reactivations and Transfers	Total Cases	Total Terminations	Clearance Rate	Cases Pending December 31	Cases Pending Beyond Time Guidelines
New Philadelphia	21	43	0	64	47	109%	17	0
Newton Falls	10	8	1	19	17	189%	2	0
Niles	15	31	0	46	24	77%	22	0
Norwalk	8	23	0	31	24	104%	7	0
Oakwood	0	0	0	0	0	-	0	0
Oberlin	5	10	0	15	12	120%	3	0
Oregon	0	4	0	4	3	75%	1	0
Ottawa County	4	10	1	15	10	91%	5	0
Painesville	18	64	5	87	54	78%	33	0
Parma	29	89	2	120	96	105%	24	0
Perrysburg	39	19	0	58	25	132%	33	0
Portage Co. - Kent	17	21	3	41	34	142%	7	0
Portage Co. - Ravenna	26	39	6	71	54	120%	17	0
Portsmouth	59	48	43	150	114	125%	36	1
Rocky River	21	37	1	59	38	100%	21	0
Sandusky	29	30	1	60	40	129%	20	0
Shaker Heights	25	19	0	44	16	84%	28	0
Shelby	0	0	0	0	0	-	0	0
Sidney	12	21	4	37	30	120%	7	0
South Euclid	6	18	0	24	15	83%	9	0
Steubenville	1	1	0	2	0	0%	2	0
Struthers	8	6	0	14	11	183%	3	2
Sylvania	37	48	5	90	52	98%	38	0
Tiffin	7	10	1	18	13	118%	5	0
Toledo	483	492	92	1,067	722	124%	345	0
Toledo Housing	3	0	1	4	3	300%	1	0
Upper Sandusky	3	7	0	10	8	114%	2	0
Van Wert	5	9	0	14	8	89%	6	0
Vandalia	24	60	1	85	52	85%	33	0
Vermilion	1	8	1	10	7	78%	3	0
Wadsworth	4	19	0	23	14	74%	9	0
Warren	64	80	13	157	88	95%	69	2
Washington C. H.	12	21	0	33	23	110%	10	0
Wayne County	13	30	0	43	36	120%	7	0
Willoughby	33	66	5	104	71	100%	33	0
Xenia	22	25	1	48	25	96%	23	0
Youngstown	34	71	1	106	71	99%	35	0
Zanesville	15	32	2	49	46	135%	3	0
Statewide	7,404	7,181	832	15,417	8,626	108%	6,791	56

Municipal Courts
Personal Injury and Property Damage Terminations
2007

Court	Jury Trial	Court Trial	Default Hearing by Judge	Default Hearing by Magistrate	Dismissal: Want of Prosecution	Other Dismissals	Transferred Out	Private Judge	Unavailability of Party	Bankruptcy Stay/Interlocutory Appeal	Other Terminations
Akron	1	9	191	0	13	81	10	0	0	3	18
Alliance	0	1	11	0	0	10	0	0	0	0	4
Ashland	0	0	13	0	1	6	0	0	0	0	0
Ashtabula	0	0	29	0	0	9	1	0	0	1	0
Athens	1	2	14	0	3	1	0	1	0	0	4
Auglaize County	1	0	9	0	0	1	0	0	0	0	0
Avon Lake	0	0	1	0	0	3	0	0	0	0	0
Barberton	0	0	33	0	0	14	0	0	0	0	0
Bedford	0	0	26	0	5	12	0	0	0	0	0
Bellefontaine	0	0	20	0	0	6	0	0	0	0	0
Bellevue	0	0	0	0	0	0	0	0	0	0	0
Berea	0	0	21	0	2	17	0	0	0	0	5
Bowling Green	1	0	16	0	0	12	0	0	0	0	0
Brown County	0	0	13	0	0	5	0	0	0	0	0
Bryan	0	0	11	0	2	8	1	0	0	0	0
Cambridge	0	1	9	0	0	12	0	0	0	0	1
Campbell	0	0	1	0	0	0	0	0	0	0	0
Canton	1	4	101	3	6	27	5	0	0	0	10
Carroll County	0	0	0	0	0	0	0	0	0	0	0
Celina	0	2	9	0	0	14	0	0	0	0	0
Champaign County	0	2	7	1	2	6	0	0	0	0	1
Chardon	0	0	15	0	0	14	0	0	0	1	2
Chillicothe	0	0	27	0	0	15	1	0	0	0	9
Circleville	0	5	23	0	0	10	0	0	0	0	2
Clark County	0	7	102	0	2	27	0	0	0	1	7
Clermont County	0	4	50	0	4	17	1	0	0	0	0
Cleveland	8	5	5	281	68	299	5	0	0	59	197
Cleveland Heights	0	1	7	0	0	18	0	0	0	0	0
Cleveland Housing	0	0	0	0	0	0	0	0	0	0	0
Clinton County	0	1	13	0	0	5	0	0	0	0	1
Columbiana County	0	0	25	0	0	6	0	0	0	0	0
Conneaut	0	0	1	0	0	1	1	0	0	0	0
Coshocton	0	0	12	0	1	5	0	0	0	0	1
Crawford County	0	0	19	0	0	0	0	0	0	0	0
Cuyahoga Falls	2	11	41	0	9	12	0	0	0	0	44
Darke County	0	2	10	0	0	8	0	0	0	0	0
Dayton	1	7	132	0	7	44	3	0	0	1	12
Defiance County	0	1	10	0	0	11	0	0	0	0	0
Delaware County	1	0	35	0	7	20	0	0	0	0	1
East Cleveland	0	0	0	0	0	0	0	0	0	0	0
East Liverpool	1	0	12	0	2	1	0	0	0	0	0
Eaton	0	0	10	0	0	4	0	0	0	0	1
Elyria	0	0	0	144	7	54	0	0	0	7	30

Municipal Courts
Personal Injury and Property Damage Terminations
2007

Court	Jury Trial	Court Trial	Default Hearing by Judge	Default Hearing by Magistrate	Dismissal: Want of Prosecution	Other Dismissals	Transferred Out	Private Judge	Unavailability of Party	Bankruptcy Stay/Interlocutory Appeal	Other Terminations
Euclid	0	0	30	0	0	11	0	0	0	0	0
Fairborn	0	0	19	0	0	22	0	0	0	0	1
Fairfield	0	0	2	20	2	5	0	0	0	1	3
Fairfield County	0	3	40	0	0	15	0	0	0	0	1
Findlay	0	0	1	0	1	0	1	0	0	0	0
Fostoria	0	0	8	0	0	5	0	0	0	1	0
Franklin	0	0	1	9	0	5	0	0	0	0	3
Franklin County	2	17	725	26	137	321	9	0	0	6	150
Franklin Co. Environ.	0	0	0	0	0	0	0	0	0	0	0
Fremont	0	1	5	0	1	8	0	0	0	0	4
Gallipolis	0	1	10	0	0	4	0	0	0	1	0
Garfield Heights	0	3	29	0	3	11	0	0	0	0	3
Girard	2	1	5	0	0	7	0	0	0	0	0
Hamilton	0	0	46	0	8	28	0	0	0	0	4
Hamilton County	1	12	797	0	82	0	6	0	0	0	4
Hardin County	0	1	12	0	0	5	0	0	0	0	0
Hillsboro	0	0	4	0	0	0	0	0	0	0	0
Hocking County	3	0	9	0	1	2	0	0	0	0	0
Holmes County	0	0	0	0	0	0	0	0	0	0	0
Huron	0	0	0	0	0	0	0	0	0	0	0
Ironton	0	0	3	0	1	1	1	0	0	0	0
Jackson County	0	0	29	0	0	4	0	0	0	0	1
Kettering	0	0	25	0	0	14	2	0	0	0	0
Lakewood	0	1	10	0	0	2	0	0	0	0	0
Lawrence County	0	0	10	0	0	2	1	0	0	0	0
Lebanon	0	0	1	0	2	0	0	0	0	0	0
Licking County	0	2	32	0	1	14	1	0	0	0	7
Lima	0	0	41	2	1	28	3	0	0	0	2
Lorain County	0	0	25	0	0	24	0	0	0	1	6
Lyndhurst	0	0	17	0	0	13	0	0	0	0	1
Madison County	0	1	13	0	0	3	0	0	0	0	0
Mansfield	0	0	0	36	0	19	0	0	0	0	16
Marietta	0	0	0	0	0	0	0	0	0	0	0
Marion County	0	0	28	0	0	14	0	0	0	0	4
Marysville	0	0	9	0	2	1	0	0	0	0	1
Mason	0	1	18	0	9	3	0	0	0	0	0
Massillon	0	0	62	0	2	28	0	0	0	2	0
Maumee	0	2	4	0	1	18	1	0	0	0	0
Medina	0	0	26	1	1	15	0	0	0	0	0
Mentor	0	2	13	0	0	20	2	0	0	0	0
Miami County	0	0	36	2	0	17	1	0	1	6	24
Miamisburg	0	2	42	0	3	18	0	0	0	0	0
Middletown	0	3	3	39	3	5	0	0	0	0	0
Morrow County	0	0	0	6	0	5	0	0	0	0	0

Municipal Courts
Personal Injury and Property Damage Terminations
2007

Court	Jury Trial	Court Trial	Default Hearing by Judge	Default Hearing by Magistrate	Dismissal: Want of Prosecution	Other Dismissals	Transferred Out	Private Judge	Unavailability of Party	Bankruptcy Stay/Interlocutory Appeal	Other Terminations
Mount Vernon	0	0	16	0	1	7	0	0	0	0	1
Napoleon	0	0	8	0	5	4	0	0	0	0	0
New Philadelphia	2	0	14	15	0	12	0	0	0	1	3
Newton Falls	0	8	6	0	1	2	0	0	0	0	0
Niles	1	0	18	0	0	0	0	0	0	0	5
Norwalk	0	0	13	0	1	9	1	0	0	0	0
Oakwood	0	0	0	0	0	0	0	0	0	0	0
Oberlin	0	1	8	0	0	2	1	0	0	0	0
Oregon	0	0	2	0	0	1	0	0	0	0	0
Ottawa County	0	0	5	0	1	4	0	0	0	0	0
Painesville	0	2	22	0	5	19	1	0	0	2	3
Parma	2	2	49	0	0	42	2	0	0	0	1
Perrysburg	2	0	11	0	10	4	0	0	0	0	0
Portage Co. - Kent	0	3	22	0	0	9	0	0	0	0	0
Portage Co. - Ravenna	0	3	25	0	4	18	0	0	1	0	3
Portsmouth	0	30	14	3	2	10	1	0	49	1	4
Rocky River	0	1	11	0	4	21	1	0	0	0	0
Sandusky	0	0	26	0	1	13	0	0	0	0	0
Shaker Heights	0	0	6	0	1	7	1	0	1	0	0
Shelby	0	0	0	0	0	0	0	0	0	0	0
Sidney	0	0	20	0	0	5	1	0	0	0	2
South Euclid	0	0	5	0	0	9	0	0	0	0	1
Steubenville	0	0	0	0	0	0	0	0	0	0	0
Struthers	0	0	3	0	2	4	0	0	0	0	2
Sylvania	0	0	24	0	0	28	0	0	0	0	0
Tiffin	0	0	5	0	0	6	0	0	0	0	2
Toledo	3	6	280	2	19	245	6	3	3	4	170
Toledo Housing	0	0	0	0	0	1	0	0	0	0	6
Upper Sandusky	1	0	6	0	0	0	0	0	0	1	0
Van Wert	0	0	5	0	0	3	0	0	0	0	0
Vandalia	0	0	0	32	3	16	0	0	0	1	0
Vermilion	0	0	4	0	0	2	0	0	0	0	1
Wadsworth	0	0	8	0	0	4	1	0	0	0	1
Warren	0	7	39	4	2	36	0	0	0	0	0
Washington C. H.	0	3	16	0	0	3	0	0	0	1	0
Wayne County	0	2	22	0	1	9	0	0	0	0	2
Willoughby	1	0	20	0	42	2	1	0	0	0	5
Xenia	0	0	17	0	0	8	0	0	0	0	0
Youngstown	0	0	53	0	0	17	0	0	0	0	1
Zanesville	0	0	26	0	0	11	0	0	0	0	9
Statewide	38	186	4,103	626	507	2,125	73	4	55	102	807

Municipal Courts
Contracts Overall Caseloads
2007

Court	Cases Pending January 1	New Filings	Reactivations and Transfers	Total Cases	Total Terminations	Clearance Rate	Cases Pending December 31	Cases Pending Beyond Time Guidelines
Akron	2,408	9,669	437	12,514	9,120	90%	3,394	0
Alliance	358	1,652	2	2,012	1,461	88%	551	0
Ashland	282	1,104	20	1,406	983	87%	423	0
Ashtabula	299	857	10	1,166	842	97%	324	0
Athens	405	870	21	1,296	788	88%	508	0
Auglaize County	165	779	32	976	757	93%	219	0
Avon Lake	196	447	21	664	430	92%	234	4
Barberton	579	1,997	7	2,583	1,861	93%	722	72
Bedford	881	2,515	118	3,514	2,549	97%	965	0
Bellefontaine	202	945	0	1,147	894	95%	253	0
Bellevue	200	312	0	512	241	77%	271	0
Berea	784	2,203	11	2,998	1,753	79%	1,245	0
Bowling Green	396	1,096	12	1,504	1,098	99%	406	0
Brown County	103	667	3	773	518	77%	255	1
Bryan	313	1,179	7	1,499	1,092	92%	407	0
Cambridge	190	878	5	1,073	797	90%	276	2
Campbell	58	105	3	166	94	87%	72	0
Canton	1,934	7,223	14	9,171	7,033	97%	2,138	53
Carroll County	1	2	0	3	2	100%	1	0
Celina	152	487	5	644	475	97%	169	2
Champaign County	197	760	1	958	670	88%	288	0
Chardon	296	1,077	16	1,389	994	91%	395	3
Chillicothe	499	1,635	9	2,143	1,576	96%	567	0
Circleville	251	815	3	1,069	769	94%	300	0
Clark County	1,069	3,327	24	4,420	2,763	82%	1,657	0
Clermont County	722	2,127	327	3,176	2,357	96%	819	29
Cleveland	11,370	9,619	652	21,641	12,152	118%	9,489	39
Cleveland Heights	800	880	0	1,680	1,351	154%	329	3
Cleveland Housing	0	0	9	9	6	67%	3	2
Clinton County	295	960	1	1,256	843	88%	413	0
Columbiana County	468	2,302	26	2,796	2,088	90%	708	0
Conneaut	64	204	0	268	189	93%	79	1
Coshocton	73	391	10	474	364	91%	110	0
Crawford County	241	1,105	0	1,346	1,000	90%	346	0
Cuyahoga Falls	880	3,185	97	4,162	2,857	87%	1,305	1
Darke County	226	825	0	1,051	751	91%	300	19
Dayton	2,364	5,715	141	8,220	6,592	113%	1,628	0
Defiance County	205	727	3	935	715	98%	220	0
Delaware County	402	1,848	212	2,462	1,888	92%	574	3
East Cleveland	100	296	118	514	349	84%	165	0
East Liverpool	151	557	3	711	474	85%	237	8
Eaton	200	688	1	889	558	81%	331	27
Elyria	888	1,864	14	2,766	1,763	94%	1,003	0
Euclid	580	1,787	5	2,372	1,633	91%	739	0

Municipal Courts
Contracts Overall Caseloads
2007

Court	Cases Pending January 1	New Filings	Reactivations and Transfers	Total Cases	Total Terminations	Clearance Rate	Cases Pending December 31	Cases Pending Beyond Time Guidelines
Fairborn	384	1,253	12	1,649	1,236	98%	413	0
Fairfield	405	1,096	49	1,550	1,028	90%	522	35
Fairfield County	579	2,492	4	3,075	2,231	89%	844	4
Findlay	459	1,400	33	1,892	1,314	92%	578	0
Fostoria	133	543	3	679	545	100%	134	1
Franklin	136	312	5	453	329	104%	124	0
Franklin County	12,894	28,868	543	42,305	28,576	97%	13,729	2,458
Franklin Co. Environ.	0	0	0	0	0	-	0	0
Fremont	194	893	10	1,097	835	92%	262	0
Gallipolis	242	710	13	965	690	95%	275	1
Garfield Heights	558	2,080	22	2,660	1,853	88%	807	0
Girard	253	926	6	1,185	819	88%	366	7
Hamilton	950	2,361	36	3,347	1,955	82%	1,392	78
Hamilton County	1,481	17,733	329	19,543	16,895	94%	2,648	15
Hardin County	164	614	0	778	556	91%	222	1
Hillsboro	213	732	15	960	681	91%	279	13
Hocking County	168	650	1	819	575	88%	244	1
Holmes County	97	331	1	429	279	84%	150	0
Huron	4	16	0	20	8	50%	12	0
Ironton	140	355	1	496	291	82%	205	0
Jackson County	1	0	0	1	1	-	0	0
Kettering	386	1,192	23	1,601	1,113	92%	488	3
Lakewood	454	986	0	1,440	845	86%	595	0
Lawrence County	257	793	19	1,069	673	83%	396	5
Lebanon	17	50	0	67	45	90%	22	4
Licking County	602	2,478	35	3,115	2,340	93%	775	0
Lima	900	3,020	17	3,937	2,851	94%	1,086	52
Lorain County	755	1,986	26	2,767	2,020	100%	747	3
Lyndhurst	236	858	8	1,102	726	84%	376	0
Madison County	266	1,011	11	1,288	928	91%	360	0
Mansfield	294	761	20	1,075	610	78%	465	0
Marietta	268	985	0	1,253	796	81%	457	3
Marion County	111	909	5	1,025	624	68%	401	3
Marysville	217	947	46	1,210	830	84%	380	0
Mason	212	625	38	875	534	81%	341	7
Massillon	697	2,996	27	3,720	2,890	96%	830	0
Maumee	160	640	1	801	586	91%	215	0
Medina	307	1,131	9	1,447	920	81%	527	19
Mentor	370	1,177	10	1,557	1,126	95%	431	0
Miami County	555	2,014	455	3,024	2,264	92%	760	28
Miamisburg	84	192	6	282	227	115%	55	0
Middletown	508	1,932	88	2,528	1,632	81%	896	2
Morrow County	256	475	0	731	268	56%	463	0
Mount Vernon	170	752	2	924	608	81%	316	0
Napoleon	145	770	0	915	698	91%	217	0

Municipal Courts
Contracts Overall Caseloads
2007

Court	Cases Pending January 1	New Filings	Reactivations and Transfers	Total Cases	Total Terminations	Clearance Rate	Cases Pending December 31	Cases Pending Beyond Time Guidelines
New Philadelphia	321	1,237	78	1,636	1,077	82%	559	5
Newton Falls	41	82	0	123	88	107%	35	0
Niles	251	870	3	1,124	713	82%	411	7
Norwalk	358	1,599	15	1,972	1,525	94%	447	0
Oakwood	3	0	3	6	2	67%	4	0
Oberlin	183	692	2	877	643	93%	234	1
Oregon	87	441	8	536	390	87%	146	0
Ottawa County	183	755	12	950	638	83%	312	3
Painesville	488	1,858	61	2,407	1,700	89%	707	1
Parma	483	2,452	8	2,943	2,194	89%	749	0
Perrysburg	697	1,247	18	1,962	1,151	91%	811	0
Portage Co. - Kent	321	968	30	1,319	907	91%	412	7
Portage Co. - Ravenna	840	2,552	100	3,492	2,586	98%	906	10
Portsmouth	566	1,746	383	2,695	1,945	91%	750	12
Rocky River	539	1,543	27	2,109	1,551	99%	558	2
Sandusky	447	2,042	4	2,493	1,876	92%	617	13
Shaker Heights	203	990	6	1,199	947	95%	252	0
Shelby	99	236	0	335	293	124%	42	7
Sidney	214	1,182	25	1,421	1,083	90%	338	0
South Euclid	158	412	3	573	358	86%	215	3
Steubenville	4	0	0	4	1	-	3	0
Struthers	344	651	9	1,004	777	118%	227	23
Sylvania	297	969	18	1,284	865	88%	419	0
Tiffin	205	779	10	994	704	89%	290	9
Toledo	5,908	14,900	900	21,708	15,890	101%	5,818	0
Toledo Housing	12	1	3	16	2	50%	14	0
Upper Sandusky	26	248	0	274	212	85%	62	1
Van Wert	168	366	0	534	372	102%	162	14
Vandalia	299	686	5	990	714	103%	276	0
Vermilion	95	371	5	471	342	91%	129	6
Wadsworth	75	391	1	467	319	81%	148	0
Warren	741	2,547	53	3,341	2,226	86%	1,115	34
Washington C. H.	220	699	1	920	671	96%	249	1
Wayne County	503	1,686	3	2,192	1,560	92%	632	4
Willoughby	485	1,269	17	1,771	1,200	93%	571	0
Xenia	369	1,297	11	1,677	1,135	87%	542	4
Youngstown	1,096	2,859	20	3,975	2,619	91%	1,356	25
Zanesville	14	13	0	27	26	200%	1	0
Statewide	77,272	222,362	6,171	305,805	215,643	94%	90,162	3,204

Municipal Courts
Contracts Terminations
2007

Court	Jury Trial	Court Trial	Default Hearing by Judge	Default Hearing by Magistrate	Dismissal: Want of Prosecution	Other Dismissals	Transferred Out	Private Judge	Unavailability of Party	Bankruptcy Stay/Interlocutory Appeal	Other Terminations
Akron	4	43	6,431	4	566	1,594	120	0	1	188	162
Alliance	0	18	1,156	0	65	229	24	0	0	18	35
Ashland	1	1	726	0	53	170	0	1	0	25	6
Ashtabula	0	0	686	0	0	130	2	0	0	24	0
Athens	0	12	441	1	94	155	3	0	0	17	65
Auglaize County	5	0	579	0	0	133	0	0	0	18	17
Avon Lake	2	4	258	0	0	149	0	0	0	2	16
Barberton	0	11	1,398	0	2	408	11	0	0	24	7
Bedford	0	0	1,865	0	63	562	4	1	0	49	4
Bellefontaine	0	1	726	0	25	124	0	0	0	16	0
Bellevue	0	0	215	0	9	13	0	0	0	4	0
Berea	0	0	1,220	0	12	383	0	0	0	33	104
Bowling Green	0	0	846	0	86	149	2	0	0	13	0
Brown County	0	0	417	0	1	92	0	0	0	6	1
Bryan	0	4	819	0	38	208	0	0	0	11	12
Cambridge	0	8	575	3	0	189	0	0	0	12	10
Campbell	0	11	66	0	0	12	0	0	1	3	1
Canton	0	35	5,579	5	277	907	9	0	0	23	206
Carroll County	0	0	2	0	0	0	0	0	0	0	0
Celina	0	16	364	0	15	68	0	0	0	11	1
Champaign County	0	2	450	2	18	116	0	0	0	12	70
Chardon	0	12	615	0	35	222	4	1	0	19	84
Chillicothe	0	13	1,080	7	0	263	7	2	0	27	178
Circleville	0	28	576	1	0	146	0	0	0	13	5
Clark County	0	75	2,158	2	75	400	0	0	0	25	28
Clermont County	0	80	1,423	6	81	494	9	0	1	45	0
Cleveland	2	25	15	8,078	1,021	1,800	39	2	0	285	885
Cleveland Heights	0	17	892	31	16	395	0	0	0	0	0
Cleveland Housing	0	2	0	0	0	1	0	0	0	0	3
Clinton County	3	31	658	0	0	136	0	0	5	9	1
Columbiana County	0	3	1,590	0	92	307	7	0	0	2	78
Conneaut	0	0	130	0	5	45	0	0	0	8	0
Coshocton	0	1	271	0	9	58	1	0	1	10	13
Crawford County	1	0	990	0	0	3	0	0	0	5	1
Cuyahoga Falls	0	193	1,868	8	147	327	1	0	0	4	309
Darke County	2	41	567	0	0	121	0	0	0	16	4
Dayton	1	16	3,730	14	881	1,349	58	0	1	97	467
Defiance County	1	56	457	2	45	140	2	0	1	9	2
Delaware County	0	4	1,048	152	209	408	3	0	0	14	54
East Cleveland	1	0	141	0	4	185	3	0	0	1	2
East Liverpool	3	5	369	0	43	53	0	0	0	0	0
Eaton	0	0	434	0	1	105	0	0	0	16	2
Elyria	0	0	0	1,121	38	414	0	0	0	38	149

Municipal Courts
Contracts Terminations
2007

Court	Jury Trial	Court Trial	Default Hearing by Judge	Default Hearing by Magistrate	Dismissal: Want of Prosecution	Other Dismissals	Transferred Out	Private Judge	Unavailability of Party	Bankruptcy Stay/Interlocutory Appeal	Other Terminations
Euclid	0	8	1,360	4	7	231	1	0	0	17	5
Fairborn	0	0	870	1	92	195	4	0	0	29	56
Fairfield	2	8	45	701	33	172	1	2	0	13	47
Fairfield County	5	77	1,680	2	0	412	1	0	1	46	10
Findlay	0	7	846	0	69	347	4	0	0	19	22
Fostoria	1	2	439	0	18	59	0	0	0	11	15
Franklin	0	0	3	227	0	76	1	0	0	5	17
Franklin County	24	69	20,219	272	2,153	3,989	49	3	0	371	1,420
Franklin Co. Environ.	0	0	0	0	0	0	0	0	0	0	0
Fremont	0	0	607	0	52	108	1	3	0	9	55
Gallipolis	0	2	519	0	25	130	5	0	0	7	2
Garfield Heights	0	31	1,353	3	78	221	7	0	0	32	127
Girard	0	11	574	2	1	122	1	0	0	19	88
Hamilton	0	2	1,545	26	69	303	0	0	0	0	14
Hamilton County	0	25	15,676	0	1,156	0	55	0	0	68	24
Hardin County	0	21	421	0	18	85	1	0	0	9	1
Hillsboro	0	0	558	0	0	111	0	0	2	8	2
Hocking County	18	0	476	0	13	66	0	0	0	0	2
Holmes County	0	0	222	0	0	49	0	0	0	7	1
Huron	0	0	5	0	1	1	0	0	0	0	1
Ironton	0	5	169	23	9	79	0	0	0	5	1
Jackson County	0	0	1	0	0	0	0	0	0	0	0
Kettering	0	0	889	0	52	169	5	0	0	10	6
Lakewood	0	59	599	0	14	169	0	0	0	4	0
Lawrence County	0	5	486	1	0	133	3	1	0	36	0
Lebanon	0	0	37	0	5	0	0	0	0	0	3
Licking County	0	11	1,404	0	252	321	5	1	0	55	291
Lima	0	13	2,135	43	20	456	3	0	0	42	158
Lorain County	1	3	1,189	6	1	464	2	4	0	51	299
Lyndhurst	0	0	540	0	7	158	2	0	0	10	18
Madison County	1	10	628	0	0	276	1	0	0	12	0
Mansfield	0	0	0	416	7	83	0	0	10	0	94
Marietta	0	4	0	0	23	186	0	0	0	9	574
Marion County	0	1	493	0	0	91	0	0	0	7	34
Marysville	0	7	634	0	31	140	0	0	0	15	2
Mason	0	4	280	2	167	30	0	0	0	13	1
Massillon	0	1	2,293	0	78	440	1	0	0	76	1
Maumee	0	0	393	0	18	143	1	0	0	10	21
Medina	0	0	626	44	28	191	1	0	0	29	0
Mentor	0	10	658	0	0	415	14	0	0	19	9
Miami County	0	14	1,263	35	0	399	3	1	1	119	429
Miamisburg	0	9	166	1	22	24	0	0	0	2	3
Middletown	9	101	85	1,045	151	238	4	0	0	22	0
Morrow County	0	0	0	172	0	89	0	0	0	0	0

Municipal Courts
Contracts Terminations
2007

Court	Jury Trial	Court Trial	Default Hearing by Judge	Default Hearing by Magistrate	Dismissal: Want of Prosecution	Other Dismissals	Transferred Out	Private Judge	Unavailability of Party	Bankruptcy Stay/Interlocutory Appeal	Other Terminations
Mount Vernon	1	5	467	0	9	90	1	0	0	23	12
Napoleon	0	3	549	0	129	13	0	0	0	5	0
New Philadelphia	3	32	281	436	0	197	0	0	0	81	44
Newton Falls	0	10	64	0	10	3	0	0	0	0	1
Niles	1	14	531	0	9	12	0	0	0	20	126
Norwalk	1	17	1,218	0	41	222	2	0	0	23	0
Oakwood	0	0	0	0	0	2	0	0	0	0	0
Oberlin	0	0	435	0	24	173	5	0	1	4	1
Oregon	0	0	289	0	0	99	0	0	0	3	0
Ottawa County	0	5	335	0	86	207	0	0	2	0	3
Painesville	0	13	1,075	3	105	364	6	0	0	36	97
Parma	0	5	1,423	0	27	615	2	0	4	59	100
Perrysburg	2	2	764	0	316	32	1	0	0	5	30
Portage Co. - Kent	0	20	570	7	89	170	0	0	2	15	24
Portage Co. - Ravenna	2	31	1,651	1	259	504	4	0	2	57	71
Portsmouth	0	602	565	21	39	162	6	1	447	17	85
Rocky River	0	16	989	2	133	381	15	0	0	14	1
Sandusky	0	5	1,625	0	35	196	2	0	0	11	2
Shaker Heights	0	0	626	0	24	265	9	0	0	21	1
Shelby	3	0	268	0	0	21	0	0	1	0	0
Sidney	0	4	805	0	2	202	0	0	0	12	24
South Euclid	0	2	223	1	0	119	1	0	0	7	5
Steubenville	0	0	0	0	0	1	0	0	0	0	0
Struthers	3	32	508	0	12	140	1	0	0	16	67
Sylvania	0	15	615	0	0	232	0	0	0	2	0
Tiffin	0	7	515	0	10	102	6	2	1	14	48
Toledo	0	24	11,140	0	437	3,410	16	2	5	188	602
Toledo Housing	0	0	0	0	1	2	0	0	0	0	34
Upper Sandusky	1	0	163	0	26	4	0	0	0	4	14
Van Wert	0	0	229	0	0	143	0	0	0	0	0
Vandalia	0	0	3	441	51	190	0	0	0	28	1
Vermilion	0	8	198	0	4	61	0	0	0	8	62
Wadsworth	0	8	207	0	3	68	1	0	0	3	29
Warren	0	77	1,587	18	75	414	5	0	0	47	3
Washington C. H.	0	21	588	0	0	53	2	0	0	7	0
Wayne County	0	27	944	6	114	286	0	0	1	45	137
Willoughby	0	16	458	0	310	87	2	0	0	22	296
Xenia	0	24	839	0	26	212	1	0	0	24	9
Youngstown	0	6	2,203	4	9	277	6	0	0	32	82
Zanesville	0	0	15	0	0	2	0	0	0	0	9
Statewide	104	2,339	141,182	13,403	11,111	34,267	579	27	491	3,221	8,855

Municipal Courts
Forcible Entry and Detainer Overall Caseloads
2007

Court	Cases Pending January 1	New Filings	Reactivations and Transfers	Total Cases	Total Terminations	Clearance Rate	Cases Pending December 31	Cases Pending Beyond Time Guidelines
Akron	1,665	3,765	93	5,523	4,049	105%	1,474	0
Alliance	153	284	2	439	275	96%	164	0
Ashland	56	149	0	205	148	99%	57	0
Ashtabula	108	273	1	382	299	109%	83	0
Athens	54	157	1	212	176	111%	36	0
Auglaize County	17	139	2	158	152	108%	6	0
Avon Lake	32	144	19	195	163	100%	32	0
Barberton	448	697	1	1,146	732	105%	414	44
Bedford	140	2,379	4	2,523	2,418	101%	105	0
Bellefontaine	201	307	0	508	319	104%	189	1
Bellevue	23	62	1	86	69	110%	17	0
Berea	178	670	0	848	725	108%	123	0
Bowling Green	73	250	0	323	243	97%	80	0
Brown County	11	191	1	203	183	95%	20	0
Bryan	70	136	0	206	152	112%	54	0
Cambridge	19	104	0	123	103	99%	20	1
Campbell	13	113	0	126	107	95%	19	0
Canton	884	1,996	1	2,881	1,804	90%	1,077	14
Carroll County	8	51	0	59	52	102%	7	0
Celina	18	103	0	121	81	79%	40	1
Champaign County	19	221	1	241	224	101%	17	0
Chardon	33	155	1	189	170	109%	19	0
Chillicothe	219	371	0	590	343	92%	247	0
Circleville	41	373	4	418	362	96%	56	0
Clark County	145	1,292	2	1,439	1,261	97%	178	0
Clermont County	323	2,220	118	2,661	2,271	97%	390	0
Cleveland	0	0	0	0	0	-	0	0
Cleveland Heights	223	490	0	713	453	92%	260	6
Cleveland Housing	1,362	11,416	21	12,799	10,718	94%	2,081	1
Clinton County	99	283	1	383	298	105%	85	0
Columbiana County	37	206	1	244	203	98%	41	0
Conneaut	8	63	0	71	63	100%	8	0
Coshocton	9	129	1	139	118	91%	21	0
Crawford County	20	210	0	230	166	79%	64	0
Cuyahoga Falls	266	862	19	1,147	814	92%	333	1
Darke County	10	144	0	154	139	97%	15	2
Dayton	2,217	2,846	2	5,065	2,896	102%	2,169	0
Defiance County	28	158	0	186	148	94%	38	0
Delaware County	93	573	5	671	579	100%	92	1
East Cleveland	58	1,067	12	1,137	800	74%	337	0
East Liverpool	7	81	0	88	68	84%	20	1
Eaton	87	153	0	240	178	116%	62	1
Elyria	349	1,060	6	1,415	1,115	105%	300	0
Euclid	321	1,338	1	1,660	1,339	100%	321	0

Municipal Courts
Forcible Entry and Detainer Overall Caseloads
2007

Court	Cases Pending January 1	New Filings	Reactivations and Transfers	Total Cases	Total Terminations	Clearance Rate	Cases Pending December 31	Cases Pending Beyond Time Guidelines
Fairborn	210	448	1	659	445	99%	214	0
Fairfield	110	675	1	786	626	93%	160	6
Fairfield County	150	909	3	1,062	906	99%	156	0
Findlay	341	407	3	751	624	152%	127	0
Fostoria	48	91	0	139	86	95%	53	1
Franklin	33	224	3	260	229	101%	31	0
Franklin County	38,987	19,778	1,118	59,883	31,793	152%	28,090	15,044
Franklin Co. Environ.	0	0	0	0	0	-	0	0
Fremont	17	120	0	137	115	96%	22	0
Gallipolis	7	128	0	135	121	95%	14	0
Garfield Heights	140	634	10	784	694	108%	90	0
Girard	31	333	2	366	330	99%	36	0
Hamilton	291	1,709	7	2,007	1,729	101%	278	55
Hamilton County	9,106	14,607	44	23,757	14,443	99%	9,314	3
Hardin County	4	104	1	109	104	99%	5	0
Hillsboro	19	232	0	251	216	93%	35	0
Hocking County	17	79	0	96	74	94%	22	0
Holmes County	20	36	1	57	45	122%	12	0
Huron	7	27	0	34	33	122%	1	0
Ironton	6	158	0	164	146	92%	18	0
Jackson County	7	127	0	134	112	88%	22	0
Kettering	160	256	1	417	215	84%	202	0
Lakewood	264	1,012	0	1,276	1,011	100%	265	0
Lawrence County	9	203	4	216	195	94%	21	0
Lebanon	41	257	1	299	264	102%	35	1
Licking County	212	912	4	1,128	903	99%	225	1
Lima	144	798	4	946	792	99%	154	2
Lorain County	184	1,198	2	1,384	1,235	103%	149	0
Lyndhurst	72	516	8	596	525	100%	71	0
Madison County	8	208	2	218	196	93%	22	0
Mansfield	1,140	922	2	2,064	962	104%	1,102	0
Marietta	45	189	3	237	161	84%	76	3
Marion County	271	604	6	881	615	101%	266	0
Marysville	33	264	3	300	257	96%	43	0
Mason	43	311	1	355	291	93%	64	0
Massillon	256	658	1	915	598	91%	317	0
Maumee	29	117	0	146	112	96%	34	0
Medina	151	509	8	668	475	92%	193	6
Mentor	75	259	1	335	275	106%	60	0
Miami County	190	566	13	769	599	103%	170	16
Miamisburg	376	812	5	1,193	835	102%	358	0
Middletown	229	1,458	30	1,717	1,477	99%	240	0
Morrow County	170	99	0	269	85	86%	184	0
Mount Vernon	42	204	2	248	202	98%	46	0
Napoleon	77	136	0	213	120	88%	93	0

Municipal Courts
Forcible Entry and Detainer Overall Caseloads
2007

Court	Cases Pending January 1	New Filings	Reactivations and Transfers	Total Cases	Total Terminations	Clearance Rate	Cases Pending December 31	Cases Pending Beyond Time Guidelines
New Philadelphia	84	346	2	432	378	109%	54	0
Newton Falls	40	164	0	204	172	105%	32	0
Niles	69	389	4	462	359	91%	103	1
Norwalk	31	330	1	362	316	95%	46	0
Oakwood	0	0	0	0	0	-	0	0
Oberlin	36	126	1	163	122	96%	41	0
Oregon	13	114	0	127	108	95%	19	0
Ottawa County	27	114	2	143	119	103%	24	2
Painesville	91	480	7	578	478	98%	100	0
Parma	329	1,344	0	1,673	1,307	97%	366	0
Perrysburg	334	461	4	799	532	114%	267	0
Portage Co. - Kent	94	305	3	402	337	109%	65	1
Portage Co. - Ravenna	178	536	11	725	548	100%	177	3
Portsmouth	79	488	1	568	473	97%	95	1
Rocky River	68	432	1	501	408	94%	93	1
Sandusky	119	336	2	457	325	96%	132	0
Shaker Heights	262	442	4	708	402	90%	306	0
Shelby	89	68	0	157	74	109%	83	61
Sidney	14	307	2	323	293	95%	30	0
South Euclid	40	194	1	235	197	101%	38	0
Stuebenville	85	144	0	229	131	91%	98	0
Struthers	43	70	2	115	90	125%	25	2
Sylvania	151	530	8	689	588	109%	101	0
Tiffin	31	135	3	169	134	97%	35	2
Toledo	1	0	0	1	1	-	0	0
Toledo Housing	2,045	6,528	192	8,765	6,909	103%	1,856	0
Upper Sandusky	6	38	0	44	38	100%	6	0
Van Wert	18	79	0	97	77	97%	20	2
Vandalia	92	925	41	1,058	946	98%	112	0
Vermilion	21	105	2	128	105	98%	23	5
Wadsworth	37	141	0	178	140	99%	38	0
Warren	276	1,031	11	1,318	1,078	103%	240	3
Washington C. H.	55	143	0	198	142	99%	56	0
Wayne County	48	605	2	655	597	98%	58	0
Willoughby	117	616	13	746	612	97%	134	0
Xenia	151	277	2	430	228	82%	202	0
Youngstown	116	1,154	13	1,283	1,199	103%	84	0
Zanesville	7	368	30	405	321	81%	84	0
Statewide	69,214	110,840	1,981	182,035	122,531	109%	59,504	15,296

Municipal Courts
Forcible Entry and Detainer Terminations
2007

Court	Jury Trial	Court Trial	Default Hearing by Judge	Default Hearing by Magistrate	Dismissal: Want of Prosecution	Other Dismissals	Transferred Out	Private Judge	Unavailability of Party	Bankruptcy Stay/Interlocutory Appeal	Other Terminations
Akron	0	2	819	799	1,952	383	15	0	0	1	68
Alliance	1	12	85	0	126	49	2	0	0	6	9
Ashland	0	1	80	0	18	49	0	0	0	0	0
Ashtabula	0	1	103	0	0	173	0	0	0	1	20
Athens	1	5	147	0	8	11	1	0	0	1	2
Auglaize County	0	0	110	0	0	39	0	0	1	0	2
Avon Lake	0	0	67	0	0	94	1	0	0	1	0
Barberton	0	8	477	0	9	232	3	0	0	1	1
Bedford	0	0	1,321	0	22	1,068	0	0	0	2	5
Bellefontaine	0	0	86	0	151	81	0	0	0	0	0
Bellevue	0	0	31	0	15	22	0	0	0	0	1
Berea	0	0	337	0	25	220	0	0	0	0	143
Bowling Green	0	0	98	50	12	83	0	0	0	0	0
Brown County	0	0	132	0	0	49	0	0	0	0	2
Bryan	0	6	100	0	15	31	0	0	0	0	0
Cambridge	0	0	0	83	0	20	0	0	0	0	0
Campbell	0	0	61	0	0	45	0	0	0	1	0
Canton	0	27	302	243	1,029	202	1	0	0	3	7
Carroll County	0	0	26	0	0	26	0	0	0	0	0
Celina	0	52	0	0	7	22	0	0	0	0	0
Champaign County	0	0	19	144	2	53	0	0	0	1	5
Chardon	0	16	129	0	0	20	1	0	0	1	2
Chillicothe	0	0	1	273	0	66	0	0	0	0	2
Circleville	0	2	104	127	0	129	0	0	0	0	0
Clark County	0	0	8	895	15	342	0	0	0	0	1
Clermont County	0	14	776	671	94	603	4	0	0	0	4
Cleveland	0	0	0	0	0	0	0	0	0	0	0
Cleveland Heights	0	17	49	110	166	110	1	0	0	0	0
Cleveland Housing	0	161	0	4,005	4,243	1,508	0	0	0	16	881
Clinton County	0	0	155	0	0	141	0	0	1	0	1
Columbiana County	0	0	110	0	5	88	0	0	0	0	0
Conneaut	0	0	42	0	0	20	0	0	0	0	0
Coshocton	0	0	91	0	4	22	0	0	0	0	1
Crawford County	0	0	166	0	0	0	0	0	0	0	0
Cuyahoga Falls	0	23	62	187	219	245	0	0	0	3	75
Darke County	0	0	122	0	0	17	0	0	0	0	0
Dayton	0	0	483	0	1,930	439	1	0	0	3	0
Defiance County	0	6	74	0	6	60	0	0	0	1	1
Delaware County	0	1	155	29	175	213	0	0	0	1	2
East Cleveland	0	0	99	0	0	242	4	0	0	0	198
East Liverpool	0	0	27	0	23	18	0	0	0	0	0
Eaton	0	0	148	0	0	30	0	0	0	0	0
Elyria	0	0	0	439	143	528	0	0	0	0	5

Municipal Courts
Forcible Entry and Detainer Terminations
2007

Court	Jury Trial	Court Trial	Default Hearing by Judge	Default Hearing by Magistrate	Dismissal: Want of Prosecution	Other Dismissals	Transferred Out	Private Judge	Unavailability of Party	Bankruptcy Stay/Interlocutory Appeal	Other Terminations
Euclid	0	0	798	3	21	516	0	0	0	1	0
Fairborn	0	0	27	0	316	89	1	0	0	1	11
Fairfield	0	0	5	12	13	375	0	0	0	0	221
Fairfield County	4	299	62	0	0	537	0	0	0	2	1
Findlay	0	63	311	0	81	168	1	0	0	0	0
Fostoria	0	0	28	0	30	25	0	0	0	1	2
Franklin	0	0	0	189	0	35	0	0	0	0	5
Franklin County	0	23	795	8,568	20,988	1,079	28	1	1	98	208
Franklin Co. Environ.	0	0	0	0	0	0	0	0	0	0	0
Fremont	0	0	59	0	6	45	0	0	0	1	4
Gallipolis	0	0	76	22	1	22	0	0	0	0	0
Garfield Heights	0	0	122	180	64	322	0	0	0	2	3
Girard	0	0	7	153	16	146	0	0	0	0	7
Hamilton	0	0	20	603	501	600	0	0	0	0	4
Hamilton County	0	3	6,749	0	7,697	0	10	0	0	1	9
Hardin County	1	77	1	0	2	23	0	0	0	0	0
Hillsboro	0	0	112	0	0	104	0	0	0	0	1
Hocking County	1	0	38	0	3	31	0	0	0	0	1
Holmes County	0	0	30	0	0	7	0	0	0	0	8
Huron	0	0	20	0	0	13	0	0	0	0	0
Ironton	0	0	7	123	0	16	0	0	0	0	0
Jackson County	0	0	70	0	0	42	0	0	0	0	0
Kettering	0	0	56	1	113	42	1	0	0	2	0
Lakewood	0	384	151	0	0	476	0	0	0	0	0
Lawrence County	0	2	114	36	0	42	0	0	0	1	0
Lebanon	0	0	23	202	33	0	0	0	0	2	3
Licking County	0	13	246	0	335	281	5	0	0	1	22
Lima	0	0	20	738	16	13	2	0	0	0	5
Lorain County	1	1	173	365	0	657	0	0	0	1	37
Lyndhurst	0	0	244	0	7	265	0	0	0	2	7
Madison County	0	139	0	0	0	57	0	0	0	0	0
Mansfield	0	0	1	30	2	161	0	0	0	0	768
Marietta	0	15	2	0	4	91	0	0	0	0	49
Marion County	0	0	223	0	0	389	0	0	0	0	3
Marysville	0	0	158	4	4	90	0	0	0	0	1
Mason	0	0	93	12	184	0	0	0	0	1	0
Massillon	0	0	195	42	206	153	0	0	0	2	0
Maumee	0	36	16	0	18	41	1	0	0	0	0
Medina	0	0	41	152	97	174	5	0	0	1	0
Mentor	0	2	116	0	0	153	0	0	0	1	3
Miami County	0	3	295	2	0	283	1	0	0	0	15
Miamisburg	0	55	39	0	495	242	1	1	0	2	0
Middletown	0	4	61	632	57	723	0	0	0	0	0
Morrow County	0	39	21	0	0	25	0	0	0	0	0

Municipal Courts
Forcible Entry and Detainer Terminations
2007

Court	Jury Trial	Court Trial	Default Hearing by Judge	Default Hearing by Magistrate	Dismissal: Want of Prosecution	Other Dismissals	Transferred Out	Private Judge	Unavailability of Party	Bankruptcy Stay/Interlocutory Appeal	Other Terminations
Mount Vernon	0	3	81	0	63	45	0	0	2	2	6
Napoleon	0	0	38	0	80	2	0	0	0	0	0
New Philadelphia	0	3	35	96	0	229	0	0	0	2	13
Newton Falls	0	4	85	0	19	63	0	0	0	1	0
Niles	0	9	176	0	64	15	1	0	0	2	92
Norwalk	0	4	249	0	8	54	1	0	0	0	0
Oakwood	0	0	0	0	0	0	0	0	0	0	0
Oberlin	0	0	35	0	29	58	0	0	0	0	0
Oregon	1	0	53	0	0	54	0	0	0	0	0
Ottawa County	0	0	39	0	12	67	0	0	0	0	1
Painesville	0	19	320	8	17	106	2	0	0	2	4
Parma	1	4	237	3	69	985	2	0	0	1	8
Perrysburg	0	1	60	0	468	2	0	0	0	1	0
Portage Co. - Kent	0	6	84	43	91	99	0	0	0	1	10
Portage Co. - Ravenna	1	15	151	66	129	178	1	0	0	2	1
Portsmouth	0	379	24	3	36	29	0	0	1	0	1
Rocky River	0	0	156	31	48	173	0	0	0	0	0
Sandusky	0	0	7	236	68	13	0	0	0	0	1
Shaker Heights	0	0	142	0	121	127	1	0	0	5	4
Shelby	0	0	58	0	0	16	0	0	0	0	0
Sidney	0	2	205	0	0	83	1	0	0	0	1
South Euclid	0	0	0	70	0	125	1	0	0	1	0
Steubenville	0	0	84	2	0	45	0	0	0	0	0
Struthers	0	0	38	0	0	35	0	0	7	0	10
Sylvania	0	225	68	0	0	294	0	0	0	0	0
Tiffin	0	104	2	0	5	18	1	1	0	0	5
Toledo	0	0	0	0	0	0	0	0	0	0	11
Toledo Housing	0	15	90	4,682	522	1,386	0	0	0	11	181
Upper Sandusky	0	0	24	0	8	5	0	0	0	0	1
Van Wert	0	0	31	0	0	46	0	0	0	0	0
Vandalia	0	0	0	646	45	252	0	0	1	1	1
Vermilion	0	36	21	0	3	39	0	1	0	1	4
Wadsworth	0	0	57	0	5	65	0	0	0	0	13
Warren	0	751	0	0	8	317	2	0	0	0	0
Washington C. H.	0	3	103	0	0	34	2	0	0	0	0
Wayne County	0	2	47	287	17	230	0	0	3	1	10
Willoughby	0	8	330	0	262	9	1	0	0	0	2
Xenia	0	2	57	0	116	53	0	0	0	0	0
Youngstown	0	0	4	896	64	229	0	0	0	1	5
Zanesville	0	2	265	0	0	50	0	0	0	0	0
Statewide	12	3,109	22,283	27,193	44,101	21,976	106	4	17	201	3,221

Municipal Courts
Other Civil Overall Caseloads
2007

Court	Cases Pending January 1	New Filings	Reactivations and Transfers	Total Cases	Total Terminations	Clearance Rate	Cases Pending December 31	Cases Pending Beyond Time Guidelines
Akron	57	512	11	580	514	98%	66	0
Alliance	3	17	0	20	16	94%	4	0
Ashland	15	40	1	56	46	112%	10	0
Ashtabula	51	126	0	177	111	88%	66	0
Athens	8	38	1	47	45	115%	2	0
Auglaize County	4	46	1	51	51	109%	0	0
Avon Lake	18	42	1	61	58	135%	3	0
Barberton	32	122	0	154	120	98%	34	26
Bedford	20	225	3	248	226	99%	22	0
Bellefontaine	3	40	0	43	40	100%	3	0
Bellevue	3	12	1	16	8	62%	8	0
Berea	51	66	8	125	116	157%	9	0
Bowling Green	0	62	1	63	51	81%	12	0
Brown County	113	194	5	312	250	126%	62	1
Bryan	0	4	3	7	6	86%	1	0
Cambridge	1	10	0	11	9	90%	2	0
Campbell	0	16	0	16	15	94%	1	0
Canton	6	304	2	312	310	101%	2	0
Carroll County	105	470	1	576	406	86%	170	2
Celina	9	31	5	45	31	86%	14	1
Champaign County	3	14	0	17	14	100%	3	0
Chardon	12	21	0	33	26	124%	7	2
Chillicothe	46	85	1	132	78	91%	54	0
Circleville	9	29	2	40	36	116%	4	0
Clark County	10	64	0	74	49	77%	25	0
Clermont County	346	1,602	194	2,142	1,426	79%	716	22
Cleveland	318	4,636	41	4,995	4,848	104%	147	1
Cleveland Heights	11	65	0	76	68	105%	8	1
Cleveland Housing	46	205	0	251	133	65%	118	3
Clinton County	24	61	0	85	75	123%	10	0
Columbiana County	1	9	0	10	10	111%	0	0
Conneaut	2	5	0	7	7	140%	0	0
Coshocton	3	17	1	21	19	106%	2	0
Crawford County	4	38	0	42	37	97%	5	0
Cuyahoga Falls	16	149	5	170	153	99%	17	0
Darke County	13	25	0	38	30	120%	8	3
Dayton	173	335	142	650	464	97%	186	0
Defiance County	7	53	0	60	54	102%	6	0
Delaware County	2	83	0	85	77	93%	8	0
East Cleveland	5	15	0	20	7	47%	13	0
East Liverpool	1	9	0	10	8	89%	2	0
Eaton	3	16	0	19	14	88%	5	0
Elyria	40	179	0	219	177	99%	42	0
Euclid	10	89	3	102	92	100%	10	0

Municipal Courts
Other Civil Overall Caseloads
2007

Court	Cases Pending January 1	New Filings	Reactivations and Transfers	Total Cases	Total Terminations	Clearance Rate	Cases Pending December 31	Cases Pending Beyond Time Guidelines
Fairborn	4	56	0	60	56	100%	4	0
Fairfield	9	46	0	55	44	96%	11	14
Fairfield County	9	100	0	109	103	103%	6	0
Findlay	0	4	0	4	4	100%	0	0
Fostoria	0	38	2	40	36	90%	4	0
Franklin	12	84	0	96	90	107%	6	0
Franklin County	344	1,173	218	1,735	1,321	95%	414	107
Franklin Co. Environ.	3	7	1	11	7	88%	4	0
Fremont	3	54	0	57	55	102%	2	0
Gallipolis	0	3	0	3	2	67%	1	0
Garfield Heights	23	114	4	141	138	117%	3	0
Girard	2	10	0	12	7	70%	5	0
Hamilton	25	144	0	169	142	99%	27	11
Hamilton County	24,281	96,585	0	120,866	93,264	97%	27,602	0
Hardin County	4	16	0	20	18	113%	2	2
Hillsboro	3	12	1	16	14	108%	2	0
Hocking County	3	7	0	10	3	43%	7	0
Holmes County	8	10	0	18	17	170%	1	0
Huron	39	161	1	201	144	89%	57	0
Ironton	0	2	0	2	2	100%	0	0
Jackson County	227	845	2	1,074	795	94%	279	1
Kettering	24	482	1	507	442	92%	65	0
Lakewood	63	133	3	199	84	62%	115	0
Lawrence County	0	7	0	7	6	86%	1	0
Lebanon	215	579	1	795	530	91%	265	30
Licking County	13	122	1	136	123	100%	13	0
Lima	24	7	0	31	22	314%	9	0
Lorain County	43	369	1	413	397	107%	16	0
Lyndhurst	9	134	0	143	20	15%	123	0
Madison County	2	19	0	21	11	58%	10	0
Mansfield	1,611	2,347	25	3,983	2,231	94%	1,752	0
Marietta	17	26	1	44	42	156%	2	0
Marion County	592	1,462	18	2,072	1,521	103%	551	9
Marysville	2	17	0	19	16	94%	3	0
Mason	22	223	0	245	187	84%	58	0
Massillon	0	87	4	91	79	87%	12	0
Maumee	2	27	0	29	29	107%	0	0
Medina	413	1,522	6	1,941	1,369	90%	572	21
Mentor	0	16	0	16	12	75%	4	0
Miami County	0	26	4	30	25	83%	5	0
Miamisburg	381	1,422	29	1,832	1,392	96%	440	0
Middletown	1	4	0	5	3	75%	2	0
Morrow County	25	16	0	41	20	125%	21	0
Mount Vernon	102	271	10	383	290	103%	93	0
Napoleon	3	62	0	65	63	102%	2	0

Municipal Courts
Other Civil Overall Caseloads
2007

Court	Cases Pending January 1	New Filings	Reactivations and Transfers	Total Cases	Total Terminations	Clearance Rate	Cases Pending December 31	Cases Pending Beyond Time Guidelines
New Philadelphia	14	152	0	166	155	102%	11	1
Newton Falls	4	20	0	24	24	120%	0	0
Niles	1	37	0	38	36	97%	2	0
Norwalk	0	35	0	35	35	100%	0	0
Oakwood	2	46	4	52	34	68%	18	0
Oberlin	4	35	0	39	36	103%	3	0
Oregon	0	18	2	20	18	90%	2	0
Ottawa County	10	45	4	59	43	88%	16	0
Painesville	5	53	16	74	69	100%	5	0
Parma	24	157	0	181	155	99%	26	0
Perrysburg	18	28	0	46	27	96%	19	0
Portage Co. - Kent	53	680	0	733	711	105%	22	0
Portage Co. - Ravenna	9	1,004	0	1,013	995	99%	18	0
Portsmouth	19	25	7	51	33	103%	18	2
Rocky River	30	312	127	469	416	95%	53	0
Sandusky	3	88	0	91	87	99%	4	0
Shaker Heights	63	92	5	160	79	81%	81	0
Shelby	0	0	0	0	0	-	0	0
Sidney	0	29	0	29	26	90%	3	0
South Euclid	6	39	0	45	44	113%	1	0
Steubenville	679	880	3	1,562	660	75%	902	0
Struthers	5	6	0	11	10	167%	1	0
Sylvania	3	2	0	5	4	200%	1	0
Tiffin	2	59	0	61	50	85%	11	0
Toledo	19	160	587	766	751	101%	15	0
Toledo Housing	0	0	0	0	0	-	0	0
Upper Sandusky	49	187	0	236	174	93%	62	1
Van Wert	3	6	0	9	9	150%	0	0
Vandalia	30	215	0	245	195	91%	50	0
Vermilion	0	20	0	20	17	85%	3	0
Wadsworth	121	347	2	470	343	98%	127	0
Warren	21	51	1	73	63	121%	10	5
Washington C. H.	0	64	0	64	61	95%	3	0
Wayne County	18	60	0	78	56	93%	22	0
Willoughby	8	116	0	124	119	103%	5	0
Xenia	24	111	1	136	110	98%	26	0
Youngstown	18	142	0	160	130	92%	30	1
Zanesville	230	1,135	0	1,365	992	87%	373	0
Statewide	31,662	125,488	1,525	158,675	122,274	96%	36,401	267

Municipal Courts
Other Civil Terminations
2007

Court	Jury Trial	Court Trial	Default Hearing by Judge	Default Hearing by Magistrate	Dismissal: Want of Prosecution	Other Dismissals	Transferred Out	Private Judge	Unavailability of Party	Bankruptcy Stay/Interlocutory Appeal	Other Terminations
Akron	0	0	102	278	40	50	0	0	0	0	44
Alliance	0	0	8	0	2	5	0	0	0	0	2
Ashland	0	0	0	0	0	2	0	0	0	0	44
Ashtabula	0	0	5	0	0	51	0	0	0	0	55
Athens	0	0	2	0	2	38	0	0	0	0	3
Auglaize County	1	0	0	0	0	6	0	0	0	0	44
Avon Lake	0	0	49	0	0	8	0	0	0	0	1
Barberton	0	0	115	0	0	4	1	0	0	0	0
Bedford	0	0	9	0	9	5	0	0	0	0	203
Bellefontaine	0	0	2	0	0	6	0	0	1	0	31
Bellevue	0	0	7	0	0	1	0	0	0	0	0
Berea	0	0	64	0	0	2	0	0	0	0	49
Bowling Green	0	0	13	0	0	7	0	0	0	0	31
Brown County	0	0	188	0	0	56	0	0	0	4	2
Bryan	0	0	3	0	0	0	0	0	0	0	3
Cambridge	0	0	1	1	0	7	0	0	0	0	0
Campbell	0	0	14	0	0	1	0	0	0	0	0
Canton	0	0	308	0	0	1	0	0	0	0	191
Carroll County	0	0	310	0	0	90	0	0	0	5	1
Celina	0	6	20	0	1	4	0	0	0	0	0
Champaign County	0	0	7	0	0	0	0	0	0	0	7
Chardon	0	1	10	0	1	10	0	0	0	1	2
Chillicothe	0	0	21	38	0	4	0	0	0	0	15
Circleville	0	0	8	0	0	3	0	0	0	0	25
Clark County	0	0	7	0	2	40	0	0	0	0	0
Clermont County	0	43	699	6	28	303	4	0	0	25	211
Cleveland	0	1	2	35	16	64	0	0	0	23	4,707
Cleveland Heights	0	0	2	43	1	4	0	0	0	0	18
Cleveland Housing	0	11	0	58	32	12	0	0	0	4	21
Clinton County	0	0	70	0	0	4	0	0	0	1	0
Columbiana County	0	0	8	0	0	2	0	0	0	0	0
Conneaut	0	1	6	0	0	1	0	0	0	0	0
Coshocton	0	0	12	0	1	4	0	0	1	0	1
Crawford County	0	0	37	0	0	0	0	0	0	0	0
Cuyahoga Falls	0	0	16	1	1	1	0	0	0	2	132
Darke County	0	0	29	0	0	1	0	0	0	0	0
Dayton	0	2	0	0	1	10	9	0	0	1	160
Defiance County	0	0	3	0	4	11	0	0	0	0	36
Delaware County	0	0	0	0	0	3	0	0	0	0	70
East Cleveland	0	0	0	0	0	4	0	0	0	0	0
East Liverpool	0	0	5	0	2	1	0	0	0	0	0
Eaton	0	0	13	0	0	0	0	0	0	0	1
Elyria	0	0	5	5	2	56	0	0	0	0	108

Municipal Courts
Other Civil Terminations
2007

Court	Jury Trial	Court Trial	Default Hearing by Judge	Default Hearing by Magistrate	Dismissal: Want of Prosecution	Other Dismissals	Transferred Out	Private Judge	Unavailability of Party	Bankruptcy Stay/Interlocutory Appeal	Other Terminations
Euclid	0	0	69	2	11	10	0	0	0	0	0
Fairborn	0	0	1	0	0	4	0	0	0	0	50
Fairfield	1	0	0	0	0	1	0	0	0	0	42
Fairfield County	0	23	70	2	0	8	0	0	0	0	0
Findlay	0	0	0	0	0	0	0	0	0	0	4
Fostoria	0	0	26	0	0	6	0	0	0	0	4
Franklin	0	0	18	0	0	63	0	0	0	0	9
Franklin County	1	16	7	741	25	118	42	7	0	2	463
Franklin Co. Environ.	0	0	0	0	0	0	0	0	0	0	4
Fremont	0	0	50	0	2	2	0	0	0	0	1
Gallipolis	0	0	2	0	0	0	0	0	0	0	0
Garfield Heights	0	44	0	1	3	6	0	0	0	0	85
Girard	0	1	3	0	0	2	0	0	0	0	0
Hamilton	0	0	0	0	0	134	0	0	0	0	8
Hamilton County	0	0	1,100	0	3	0	0	0	0	0	92,161
Hardin County	0	15	2	1	0	0	0	0	0	0	0
Hillsboro	0	0	9	0	0	4	0	0	0	1	0
Hocking County	0	0	1	0	0	0	0	0	0	0	2
Holmes County	0	0	12	0	0	0	0	0	0	0	5
Huron	3	0	104	0	2	27	2	0	0	5	1
Ironton	0	0	2	0	0	0	0	0	0	0	0
Jackson County	1	0	665	0	0	121	0	0	0	8	1
Kettering	0	0	230	0	0	4	2	0	0	0	197
Lakewood	0	0	75	5	0	2	0	0	0	0	3
Lawrence County	0	0	6	0	0	0	0	0	0	0	0
Lebanon	0	0	413	14	95	2	0	0	0	4	1
Licking County	0	3	1	0	0	8	0	1	0	0	110
Lima	0	0	2	0	0	1	0	0	0	0	19
Lorain County	0	0	36	238	0	122	0	0	0	1	0
Lyndhurst	0	0	13	0	0	7	0	0	0	0	0
Madison County	0	0	8	0	0	3	0	0	0	0	0
Mansfield	0	0	2	1,474	4	385	3	0	19	0	346
Marietta	0	1	2	0	0	9	0	0	0	0	30
Marion County	0	0	1,162	0	0	264	0	1	0	5	89
Marysville	0	0	14	0	0	1	0	0	0	0	1
Mason	0	0	156	21	9	0	0	0	0	0	0
Massillon	0	0	47	3	4	23	0	0	0	0	2
Maumee	0	17	0	0	2	4	0	0	0	0	6
Medina	0	0	664	386	23	260	3	0	0	30	0
Mentor	0	0	0	0	0	5	0	0	0	0	7
Miami County	0	0	0	0	0	2	1	0	0	1	21
Miamisburg	0	182	897	60	54	165	0	0	0	28	6
Middletown	0	0	0	3	0	0	0	0	0	0	0
Morrow County	0	0	0	2	0	13	0	0	0	0	0

Municipal Courts
Other Civil Terminations
2007

Court	Jury Trial	Court Trial	Default Hearing by Judge	Default Hearing by Magistrate	Dismissal: Want of Prosecution	Other Dismissals	Transferred Out	Private Judge	Unavailability of Party	Bankruptcy Stay/Interlocutory Appeal	Other Terminations
Mount Vernon	1	8	199	0	18	41	1	0	0	4	17
Napoleon	0	0	51	0	2	1	0	0	0	0	9
New Philadelphia	0	0	5	143	0	3	0	0	0	0	4
Newton Falls	0	2	21	0	0	1	0	0	0	0	0
Niles	0	0	0	0	0	0	0	0	0	0	36
Norwalk	0	15	20	0	0	0	0	0	0	0	0
Oakwood	0	0	48	0	0	40	4	0	0	0	7
Oberlin	0	0	21	0	0	5	0	0	0	0	10
Oregon	0	0	10	0	0	8	0	0	0	0	0
Ottawa County	0	0	5	0	2	12	0	0	0	0	24
Painesville	0	1	0	3	0	4	0	0	0	0	64
Parma	0	0	0	0	2	11	0	0	0	0	143
Perrysburg	0	0	0	0	1	0	0	0	0	0	26
Portage Co. - Kent	0	0	0	4	0	4	0	0	0	0	703
Portage Co. - Ravenna	0	0	1	0	0	4	0	0	0	0	990
Portsmouth	0	12	4	0	2	3	1	0	9	0	2
Rocky River	0	219	0	0	17	54	126	0	0	0	0
Sandusky	0	0	83	0	1	3	0	0	0	0	0
Shaker Heights	0	0	78	0	0	1	0	0	0	0	0
Shelby	0	0	0	0	0	0	0	0	0	0	0
Sidney	0	3	15	0	0	7	0	0	0	0	1
South Euclid	0	0	0	3	0	2	0	0	0	0	39
Steubenville	1	3	543	1	0	90	0	0	0	1	21
Struthers	0	0	2	0	0	4	0	0	0	1	3
Sylvania	0	0	3	0	0	1	0	0	0	0	0
Tiffin	0	0	0	0	0	5	0	0	0	0	45
Toledo	0	0	4	3	1	9	0	0	0	0	736
Toledo Housing	0	0	0	0	0	0	0	0	0	0	0
Upper Sandusky	0	0	118	0	35	4	0	0	0	2	15
Van Wert	0	0	9	0	0	0	0	0	0	0	0
Vandalia	0	0	93	54	3	44	0	0	0	1	0
Vermilion	0	0	17	0	0	0	0	0	0	0	0
Wadsworth	0	7	226	0	0	76	1	0	0	8	25
Warren	0	0	13	4	0	38	0	0	0	0	8
Washington C. H.	0	2	59	0	0	1	0	0	0	0	1
Wayne County	0	2	24	1	2	17	0	0	0	0	10
Willoughby	0	0	5	0	11	1	0	0	0	0	102
Xenia	0	0	98	0	2	1	0	0	0	0	9
Youngstown	0	0	1	21	0	17	0	0	0	0	91
Zanesville	2	0	750	0	0	131	0	0	3	0	107
Statewide	11	641	10,575	3,655	481	3,311	200	9	33	168	103,144

Municipal Courts
Small Claims Overall Caseloads
2007

Court	Cases Pending January 1	New Filings	Reactivations and Transfers	Total Cases	Total Terminations	Clearance Rate	Cases Pending December 31	Cases Pending Beyond Time Guidelines
Akron	308	1,206	63	1,577	1,234	97%	343	0
Alliance	89	466	45	600	461	90%	139	0
Ashland	63	531	7	601	531	99%	70	0
Ashtabula	91	286	0	377	333	116%	44	0
Athens	49	221	1	271	235	106%	36	0
Auglaize County	33	173	11	217	196	107%	21	0
Avon Lake	32	165	8	205	187	108%	18	1
Barberton	168	540	1	709	579	107%	130	40
Bedford	626	2,257	38	2,921	2,295	100%	626	0
Bellefontaine	133	1,331	0	1,464	1,296	97%	168	0
Bellevue	1	72	0	73	65	90%	8	0
Berea	272	798	1	1,071	805	101%	266	0
Bowling Green	125	533	3	661	561	105%	100	0
Brown County	9	66	0	75	60	91%	15	1
Bryan	40	483	6	529	476	97%	53	0
Cambridge	27	285	1	313	266	93%	47	0
Campbell	40	96	1	137	115	119%	22	0
Canton	98	797	0	895	771	97%	124	18
Carroll County	40	231	0	271	247	107%	24	0
Celina	42	321	0	363	316	98%	47	0
Champaign County	86	387	0	473	398	103%	75	0
Chardon	82	434	1	517	410	94%	107	1
Chillicothe	197	713	0	910	673	94%	237	0
Circleville	86	455	2	543	443	97%	100	0
Clark County	219	498	2	719	501	100%	218	0
Clermont County	125	851	58	1,034	874	96%	160	6
Cleveland	1,627	3,829	373	5,829	4,914	117%	915	0
Cleveland Heights	55	164	0	219	181	110%	38	3
Cleveland Housing	0	0	0	0	0	-	0	0
Clinton County	147	719	2	868	763	106%	105	0
Columbiana County	47	436	7	490	421	95%	69	0
Conneaut	18	126	0	144	129	102%	15	0
Coshocton	64	466	7	537	484	102%	53	0
Crawford County	62	197	0	259	207	105%	52	0
Cuyahoga Falls	238	713	27	978	753	102%	225	0
Darke County	41	319	0	360	290	91%	70	4
Dayton	591	1,120	0	1,711	1,201	107%	510	0
Defiance County	26	383	0	409	324	85%	85	0
Delaware County	33	463	7	503	433	92%	70	3
East Cleveland	132	408	84	624	518	105%	106	0
East Liverpool	30	204	1	235	171	83%	64	17
Eaton	65	193	0	258	187	97%	71	28
Elyria	499	881	0	1,380	1,021	116%	359	0
Euclid	160	1,408	1	1,569	1,121	80%	448	0

Municipal Courts
Small Claims Overall Caseloads
2007

Court	Cases Pending January 1	New Filings	Reactivations and Transfers	Total Cases	Total Terminations	Clearance Rate	Cases Pending December 31	Cases Pending Beyond Time Guidelines
Fairborn	61	334	7	402	360	106%	42	0
Fairfield	73	177	1	251	179	101%	72	0
Fairfield County	116	645	2	763	635	98%	128	2
Findlay	231	1,275	11	1,517	1,247	97%	270	0
Fostoria	29	144	0	173	160	111%	13	0
Franklin	27	54	0	81	73	135%	8	0
Franklin County	5,427	9,692	297	15,416	10,829	108%	4,587	2,261
Franklin Co. Environ.	0	0	0	0	0	-	0	0
Fremont	105	389	6	500	438	111%	62	1
Gallipolis	12	97	10	119	101	94%	18	0
Garfield Heights	270	2,176	12	2,458	2,109	96%	349	0
Girard	71	512	1	584	534	104%	50	5
Hamilton	488	985	25	1,498	1,131	112%	367	208
Hamilton County	2,690	5,338	28	8,056	5,252	98%	2,804	0
Hardin County	44	282	0	326	270	96%	56	0
Hillsboro	66	281	1	348	281	100%	67	6
Hocking County	19	137	3	159	140	100%	19	1
Holmes County	147	563	2	712	600	106%	112	0
Huron	123	79	1	203	197	246%	6	0
Ironton	14	56	0	70	55	98%	15	0
Jackson County	34	404	0	438	369	91%	69	0
Kettering	106	606	10	722	569	92%	153	0
Lakewood	281	1,264	0	1,545	1,186	94%	359	0
Lawrence County	25	118	8	151	129	102%	22	1
Lebanon	76	386	0	462	317	82%	145	63
Licking County	132	1,091	4	1,227	1,029	94%	198	0
Lima	62	503	20	585	475	91%	110	13
Lorain County	148	394	2	544	488	123%	56	1
Lyndhurst	155	461	5	621	515	111%	106	0
Madison County	66	394	6	466	401	100%	65	0
Mansfield	99	557	6	662	383	68%	279	0
Marietta	131	461	6	598	525	112%	73	5
Marion County	50	249	1	300	256	102%	44	3
Marysville	54	240	6	300	266	108%	34	0
Mason	21	81	0	102	79	98%	23	0
Massillon	141	875	1	1,017	852	97%	165	0
Maumee	60	253	0	313	273	108%	40	0
Medina	122	369	3	494	375	101%	119	9
Mentor	153	849	11	1,013	910	106%	103	1
Miami County	76	440	106	622	516	95%	106	10
Miamisburg	20	200	15	235	206	96%	29	0
Middletown	204	982	7	1,193	1,031	104%	162	1
Morrow County	308	221	0	529	217	98%	312	0
Mount Vernon	69	317	2	388	314	98%	74	0
Napoleon	52	380	0	432	354	93%	78	0

Municipal Courts
Small Claims Overall Caseloads
2007

Court	Cases Pending January 1	New Filings	Reactivations and Transfers	Total Cases	Total Terminations	Clearance Rate	Cases Pending December 31	Cases Pending Beyond Time Guidelines
New Philadelphia	127	535	8	670	532	98%	138	6
Newton Falls	14	66	0	80	73	111%	7	0
Niles	67	238	3	308	262	109%	46	2
Norwalk	74	593	1	668	574	97%	94	0
Oakwood	0	20	1	21	14	67%	7	0
Oberlin	24	219	0	243	214	98%	29	0
Oregon	8	170	1	179	168	98%	11	0
Ottawa County	106	471	10	587	481	100%	106	0
Painesville	48	415	20	483	438	101%	45	0
Parma	260	1,049	0	1,309	990	94%	319	0
Perrysburg	140	474	11	625	504	104%	121	0
Portage Co. - Kent	48	127	3	178	147	113%	31	7
Portage Co. - Ravenna	197	1,063	17	1,277	1,102	102%	175	19
Portsmouth	34	302	21	357	295	91%	62	3
Rocky River	146	876	3	1,025	848	96%	177	1
Sandusky	97	627	5	729	642	102%	87	0
Shaker Heights	156	725	1	882	773	106%	109	0
Shelby	8	67	0	75	72	107%	3	0
Sidney	52	329	1	382	315	95%	67	0
South Euclid	91	380	1	472	377	99%	95	5
Steubenville	84	364	0	448	351	96%	97	0
Struthers	86	107	1	194	158	146%	36	2
Sylvania	95	529	4	628	522	98%	106	0
Tiffin	48	493	5	546	485	97%	61	2
Toledo	659	2,594	85	3,338	2,904	108%	434	0
Toledo Housing	0	76	0	76	47	62%	29	0
Upper Sandusky	19	215	2	236	212	98%	24	0
Van Wert	9	74	0	83	73	99%	10	5
Vandalia	82	297	2	381	315	105%	66	0
Vermilion	17	45	1	63	55	120%	8	0
Wadsworth	54	284	0	338	270	95%	68	0
Warren	318	1,351	21	1,690	1,240	90%	450	76
Washington C. H.	133	447	0	580	454	102%	126	3
Wayne County	137	1,278	1	1,416	1,210	95%	206	0
Willoughby	90	721	7	818	705	97%	113	0
Xenia	61	305	7	373	317	102%	56	0
Youngstown	418	1,137	23	1,578	1,101	95%	477	35
Zanesville	3	318	14	335	244	73%	91	0
Statewide	23,584	80,917	1,664	106,165	83,556	101%	22,609	2,879

Municipal Courts
Small Claims Terminations
2007

Court	Hearing by Judge	Hearing by Magistrate	Transfer to Regular Civil Docket	Dismissal: Want of Prosecution	Other Dismissals	Unavailability of Party	Bankruptcy Stay/Interlocutory Appeal	Other Terminations
Akron	3	887	118	122	88	0	4	12
Alliance	325	0	4	40	80	0	2	10
Ashland	302	44	2	50	127	0	3	3
Ashtabula	236	0	2	0	94	0	1	0
Athens	161	0	0	4	51	0	3	16
Auglaize County	120	0	0	0	71	1	0	4
Avon Lake	109	0	1	0	76	0	0	1
Barberton	323	0	8	1	244	0	2	1
Bedford	1,637	1	2	178	446	0	30	1
Bellefontaine	868	0	0	74	344	0	10	0
Bellevue	42	0	0	0	19	0	1	3
Berea	422	0	3	20	267	0	1	92
Bowling Green	13	297	7	22	219	0	3	0
Brown County	41	0	0	0	19	0	0	0
Bryan	331	0	2	32	110	0	0	1
Cambridge	1	202	0	0	55	0	3	5
Campbell	80	1	0	0	34	0	0	0
Canton	2	615	12	56	84	0	0	2
Carroll County	165	0	1	0	81	0	0	0
Celina	216	0	8	11	79	0	1	1
Champaign County	16	244	0	34	98	0	0	6
Chardon	3	273	10	18	101	0	3	2
Chillicothe	0	523	4	0	144	0	2	0
Circleville	8	281	1	0	146	0	4	3
Clark County	10	273	0	39	176	0	3	0
Clermont County	17	543	60	100	153	1	0	0
Cleveland	0	3,059	77	594	707	0	82	395
Cleveland Heights	4	123	0	3	51	0	0	0
Cleveland Housing	0	0	0	0	0	0	0	0
Clinton County	0	474	6	0	279	0	2	2
Columbiana County	281	0	6	37	96	0	1	0
Conneaut	100	0	1	5	23	0	0	0
Coshocton	337	0	0	15	125	0	7	0
Crawford County	204	1	1	0	0	0	1	0
Cuyahoga Falls	19	403	1	119	51	0	0	160
Darke County	229	0	0	0	56	0	0	5
Dayton	318	293	23	198	298	68	3	0
Defiance County	213	1	4	2	102	0	0	2
Delaware County	89	167	56	14	102	0	1	4
East Cleveland	118	0	358	0	42	0	0	0
East Liverpool	112	0	0	37	22	0	0	0
Eaton	115	0	0	0	70	0	1	1
Elyria	2	473	0	15	523	0	6	2

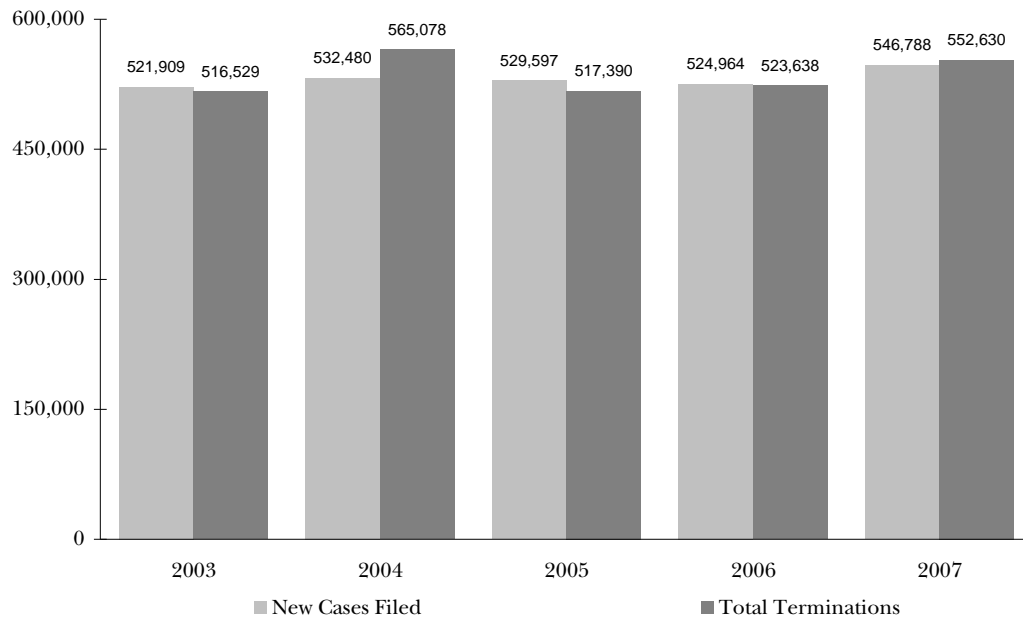
Municipal Courts
Small Claims Terminations
2007

Court	Hearing by Judge	Hearing by Magistrate	Transfer to Regular Civil Docket	Dismissal: Want of Prosecution	Other Dismissals	Unavailability of Party	Bankruptcy Stay/Interlocutory Appeal	Other Terminations
Euclid	624	278	2	8	195	0	14	0
Fairborn	64	135	15	20	86	0	7	33
Fairfield	9	55	4	14	87	0	0	10
Fairfield County	33	417	0	1	170	0	7	7
Findlay	1	835	8	0	395	0	8	0
Fostoria	123	0	1	5	31	0	0	0
Franklin	0	38	0	0	16	0	0	19
Franklin County	323	7,950	164	1,502	614	2	164	110
Franklin Co. Environ.	0	0	0	0	0	0	0	0
Fremont	268	0	1	36	128	0	0	5
Gallipolis	20	47	4	10	20	0	0	0
Garfield Heights	801	660	5	42	565	1	25	10
Girard	8	369	0	4	140	0	3	10
Hamilton	8	645	0	220	248	0	0	10
Hamilton County	0	4,809	0	443	0	0	0	0
Hardin County	1	188	4	11	63	0	3	0
Hillsboro	67	130	0	0	72	10	2	0
Hocking County	81	0	0	4	55	0	0	0
Holmes County	401	0	1	0	197	0	1	0
Huron	117	0	4	1	75	0	0	0
Ironton	0	33	0	2	19	0	1	0
Jackson County	256	0	0	0	112	0	0	1
Kettering	1	321	94	30	119	0	1	3
Lakewood	0	668	3	11	503	0	1	0
Lawrence County	25	72	0	0	26	0	5	1
Lebanon	11	236	1	64	0	0	2	3
Licking County	499	54	18	77	208	0	6	167
Lima	1	394	58	8	2	0	3	9
Lorain County	3	304	8	0	171	0	2	0
Lyndhurst	239	0	2	9	249	0	1	15
Madison County	243	0	0	0	155	0	3	0
Mansfield	225	39	2	3	101	1	1	11
Marietta	1	258	0	34	125	0	1	106
Marion County	104	47	0	0	101	0	0	4
Marysville	25	120	2	29	83	0	6	1
Mason	39	2	1	37	0	0	0	0
Massillon	15	562	15	21	223	0	12	4
Maumee	106	0	6	17	144	0	0	0
Medina	3	174	10	19	163	0	4	2
Mentor	9	650	0	0	233	0	7	11
Miami County	196	55	7	0	148	0	17	93
Miamisburg	18	102	16	0	65	1	1	3
Middletown	76	734	3	52	157	4	5	0
Morrow County	0	106	2	6	103	0	0	0

Municipal Courts
Small Claims Terminations
2007

Court	Hearing by Judge	Hearing by Magistrate	Transfer to Regular Civil Docket	Dismissal: Want of Prosecution	Other Dismissals	Unavailability of Party	Bankruptcy Stay/Interlocutory Appeal	Other Terminations
Mount Vernon	197	0	10	6	80	0	7	14
Napoleon	247	0	2	105	0	0	0	0
New Philadelphia	35	365	2	0	123	0	0	7
Newton Falls	57	0	0	5	10	0	0	1
Niles	173	0	0	11	0	0	1	77
Norwalk	370	0	2	24	176	0	2	0
Oakwood	3	0	4	0	5	0	0	2
Oberlin	128	1	1	7	77	0	0	0
Oregon	119	0	0	0	48	0	1	0
Ottawa County	1	356	7	38	79	0	0	0
Painesville	30	306	10	23	65	0	2	2
Parma	0	0	0	3	986	0	1	0
Perrysburg	260	0	1	238	0	0	0	5
Portage Co. - Kent	0	91	7	14	34	0	1	0
Portage Co. - Ravenna	36	694	17	71	274	1	6	3
Portsmouth	13	165	20	39	12	44	0	2
Rocky River	0	569	5	33	235	0	6	0
Sandusky	0	479	3	72	88	0	0	0
Shaker Heights	446	0	4	17	299	0	6	1
Shelby	55	0	0	0	17	0	0	0
Sidney	207	0	3	0	105	0	0	0
South Euclid	0	204	0	0	171	0	1	1
Steubenville	0	233	16	0	94	0	0	8
Struthers	93	0	2	0	32	5	2	24
Sylvania	332	0	2	0	187	0	1	0
Tiffin	335	0	1	1	146	0	1	1
Toledo	2	2,182	33	12	600	0	6	69
Toledo Housing	0	34	3	0	10	0	0	0
Upper Sandusky	138	0	0	8	65	0	0	1
Van Wert	52	0	0	0	21	0	0	0
Vandalia	3	168	0	16	79	0	4	45
Vermilion	36	0	0	2	13	0	0	4
Wadsworth	174	0	30	3	25	0	4	34
Warren	242	483	14	96	384	1	8	12
Washington C. H.	430	0	1	0	15	0	8	0
Wayne County	19	25	0	16	12	0	14	1,124
Willoughby	0	474	7	198	23	0	3	0
Xenia	192	0	0	16	98	0	3	8
Youngstown	4	730	6	106	245	0	8	2
Zanesville	175	0	0	0	69	0	0	0
Statewide	17,240	38,224	1,452	5,760	17,322	140	589	2,829

Municipal Courts
All Civil Cases - Statewide
2003 - 2007





Section J: County Courts



ASHTABULA COUNTY COURTHOUSE
Jefferson

County Courts
 Composite Administrative Judge Report for the Entire State
 2007

	Felonies	Misdemeanors	O.V.I.	Other Traffic	Personal Injury and Property Damage	Contracts	F.E.D.	Other Civil	Small Claims	Total
Cases Pending Beginning of Year	618	2,926	613	8,812	128	4,303	1,239	613	1,326	20,578
New Cases Filed	5,355	29,164	7,244	136,795	273	15,884	5,444	2,134	6,352	208,645
Transferred in, Reactivated or Redesignated Cases	1,198	4,355	297	7,652	7	138	30	15	36	13,728
Total Cases	7,171	36,445	8,154	153,259	408	20,325	6,713	2,762	7,714	242,951
Cases Terminated By:										
Hearing by Judge	1,912	8,194	1,800	19,006	135	8,073	1,518	1,117	3,349	45,104
Hearing by Magistrate	X	88	34	393	15	534	606	43	441	2,154
Transfer (Includes individual judge assignment)	1,400	14,746	5,053	13,621	85	2,796	681	13	99	38,494
Dismissal: Lack of Speedy Trial (CR) or Want of Prosecution (CV)	13	168	39	140	6	186	88	4	80	724
Other Dismissals	1,713	2,628	128	1,726	53	2,389	2,442	278	1,641	12,998
Violations Bureau	X	2,541	X	97,662	X	X	X	X	X	100,203
Unavailability of Accused	1,297	4,428	306	9,769	0	28	3	1	46	15,878
Bankruptcy Stay or Interlocutory Appeal	1	4	0	2	0	169	13	6	32	227
All Other Terminations	287	503	89	1,578	16	287	162	561	530	4,013
Total Terminations	6,623	33,300	7,449	143,897	310	14,462	5,513	2,023	6,218	219,795
Cases Pending End of Year	548	3,145	705	9,362	98	5,863	1,200	739	1,496	23,156
Time Guideline (Months)	1	6	6	6	24	12	12	12	6	X
Cases Pending End of Year Beyond Time Guideline	160	220	26	507	1	209	79	25	256	1,483

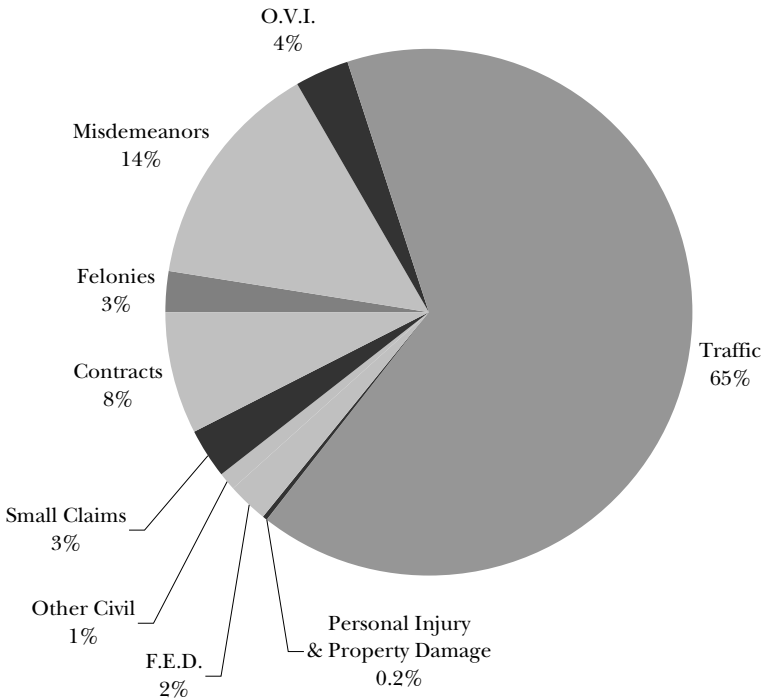
Note: "X" indicates data not applicable

County Courts
 Composite Individual Judge Report for the Entire State
 2007

	Misdemeanors	O.V.I.	Other Traffic	Personal Injury and Property Damage	Contracts	F.E.D.	Other Civil	Total
Cases Pending Beginning of Year	3,053	1,403	2,584	29	387	199	20	7,675
New Cases Filed	14,585	5,003	13,488	83	2,779	681	11	36,630
Transferred in, Reactivated or Redesignated Cases	1,696	286	1,919	3	48	2	2	3,956
Total Cases	19,334	6,692	17,991	115	3,214	882	33	48,261
Cases Terminated By:								
Jury Trial	172	70	123	0	79	1	1	446
Court Trial	717	147	756	8	238	108	6	1,980
Default	X	X	X	46	1,838	172	1	2,057
Guilty or No Contest Plea to Original Charge	5,091	2,966	5,572	X	X	X	X	13,629
Guilty or No Contest Plea to Reduced Charge	3,396	1,455	4,836	X	X	X	X	9,687
Dismissal: Lack of Speedy Trial (CR) or Want of Prosecution (CV)	83	8	110	0	3	10	0	214
Other Dismissals	4,875	394	2,038	28	436	284	13	8,068
Transferred Out	202	72	85	0	17	7	1	384
Referred to Private Judge	X	X	X	0	1	0	0	1
Unavailability of Accused	1,556	231	1,932	0	0	0	0	3,719
Bankruptcy Stay or Interlocutory Appeal	2	1	2	1	51	1	0	58
All Other Terminations	238	53	230	5	71	46	4	647
Total Terminations	16,332	5,397	15,684	88	2,734	629	26	40,890
Cases Pending End of Year	3,002	1,295	2,307	27	480	253	7	7,371
Time Guideline (Months)	6	6	6	24	12	12	12	X
Cases Pending End of Year Beyond Time Guideline	247	143	180	0	12	0	3	585

Note: "X" indicates data not applicable

County Courts
New Cases Filed Comparison
2007



County Courts
Overall Caseloads
2007

Court	Judges	---- Population ----		New Filings, Transfers, ----- and Reactivations -----			----- Terminations -----			Clearance Rate
		Total	Per Judge	Total	Per Judge	Per 1,000 Population	Total	Per Judge	Per 1,000 Population	
Adams Co. Ct.	1	27,330	27,330	6,301	6,301	231	6,354	6,354	232	101%
Ashtabula Co. Ct. E	1	26,941	26,941	5,273	5,273	196	5,747	5,747	213	109%
Ashtabula Co. Ct. W	1	27,931	27,931	6,129	6,129	219	6,324	6,324	226	103%
Belmont Co. Ct. E	1	18,908	18,908	3,747	3,747	198	3,778	3,778	200	101%
Belmont Co. Ct. N	1	19,399	19,399	2,990	2,990	154	2,903	2,903	150	97%
Belmont Co. Ct. W	1	31,919	31,919	4,513	4,513	141	4,597	4,597	144	102%
Butler Co. Ct. #1	1	32,029	32,029	7,102	7,102	222	6,964	6,964	217	98%
Butler Co. Ct. #2	1	41,957	41,957	8,428	8,428	201	8,109	8,109	193	96%
Butler Co. Ct. #3	1	72,984	72,984	15,976	15,976	219	15,441	15,441	212	97%
Erie Co. Ct.	1	14,897	14,897	9,241	9,241	620	9,302	9,302	624	101%
Fulton Co. Ct. E	1	20,717	20,717	5,247	5,247	253	5,485	5,485	265	105%
Fulton Co. Ct. W	1	21,367	21,367	6,163	6,163	288	6,292	6,292	294	102%
Harrison Co. Ct.	1	15,856	15,856	3,390	3,390	214	3,460	3,460	218	102%
Highland Co. Ct.	1	8,938	8,938	1,537	1,537	172	1,569	1,569	176	102%
Jefferson Co. Ct. #1	1	19,665	19,665	3,388	3,388	172	3,172	3,172	161	94%
Jefferson Co. Ct. #2	1	21,419	21,419	2,890	2,890	135	2,576	2,576	120	89%
Jefferson Co. Ct. #3	1	13,795	13,795	2,251	2,251	163	1,761	1,761	128	78%
Mahoning Co. Ct. #2	1	42,518	42,518	9,140	9,140	215	9,893	9,893	233	108%
Mahoning Co. Ct. #3	1	21,094	21,094	5,628	5,628	267	5,581	5,581	265	99%
Mahoning Co. Ct. #4	1	44,275	44,275	11,014	11,014	249	11,305	11,305	255	103%
Mahoning Co. Ct. #5	1	21,090	21,090	6,137	6,137	291	6,105	6,105	289	99%
Meigs Co. Ct.	1	23,072	23,072	4,774	4,774	207	4,694	4,694	203	98%
Monroe Co. Ct.	1	15,180	15,180	1,693	1,693	112	1,646	1,646	108	97%
Montgomery Co. Ct. #1	3	55,377	18,459	13,939	4,646	252	15,193	5,064	274	109%
Montgomery Co. Ct. #2	2	65,235	32,618	10,961	5,481	168	11,297	5,649	173	103%
Morgan Co. Ct.	1	14,897	14,897	1,433	1,433	96	1,423	1,423	96	99%
Muskingum Co. Ct.	2	58,999	29,500	10,026	5,013	170	9,965	4,983	169	99%
Noble Co. Ct.	1	14,058	14,058	1,815	1,815	129	1,763	1,763	125	97%
Paulding Co. Ct.	1	20,293	20,293	3,233	3,233	159	3,224	3,224	159	100%
Perry Co. Ct.	1	34,078	34,078	4,021	4,021	118	4,010	4,010	118	100%
Pike Co. Ct.	1	27,695	27,695	5,764	5,764	208	5,883	5,883	212	102%
Putnam Co. Ct.	2	34,726	17,363	4,369	2,185	126	4,429	2,215	128	101%
Sandusky Co. Ct. #1	1	14,539	14,539	6,749	6,749	464	6,659	6,659	458	99%
Sandusky Co. Ct. #2	1	12,532	12,532	4,486	4,486	358	4,596	4,596	367	102%
Trumbull Co. Ct. C	1	21,724	21,724	2,774	2,774	128	2,824	2,824	130	102%
Trumbull Co. Ct. E	1	16,969	16,969	1,737	1,737	102	1,697	1,697	100	98%
Tuscarawas Co. Ct.	1	25,533	25,533	4,429	4,429	173	4,497	4,497	176	102%
Vinton Co. Ct.	1	12,806	12,806	2,967	2,967	232	2,797	2,797	218	94%
Warren Co. Ct.	2	53,479	26,740	10,718	5,359	200	10,740	5,370	201	100%
Statewide	45	1,086,221	24,138	222,373	4,942	205	224,055	4,979	206	101%

All population figures based on 2000 U.S. Census

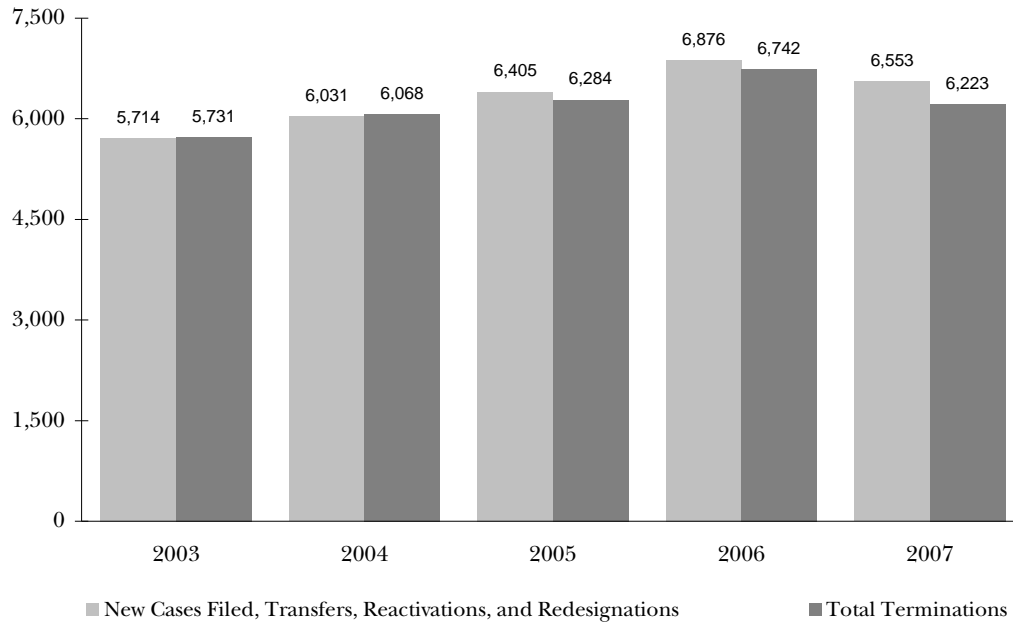
County Courts
Felony Overall Caseloads
2007

Court	Cases Pending January 1	New Filings	Reactivations and Transfers	Total Cases	Total Terminations	Clearance Rate	Cases Pending December 31	Cases Pending Beyond Time Guidelines
Adams Co. Ct.	7	134	15	156	155	104%	1	0
Ashtabula Co. Ct. E	37	175	36	248	230	109%	18	11
Ashtabula Co. Ct. W	24	175	38	237	222	104%	15	0
Belmont Co. Ct. E	8	96	7	111	104	101%	7	3
Belmont Co. Ct. N	4	118	0	122	113	96%	9	1
Belmont Co. Ct. W	4	98	0	102	100	102%	2	0
Butler Co. Ct. #1	33	247	44	324	306	105%	18	0
Butler Co. Ct. #2	84	226	7	317	254	109%	63	0
Butler Co. Ct. #3	76	555	192	823	730	98%	93	0
Erie Co. Ct.	3	88	15	106	103	100%	3	0
Fulton Co. Ct. E	8	67	0	75	70	104%	5	4
Fulton Co. Ct. W	5	86	35	126	125	103%	1	1
Harrison Co. Ct.	11	74	1	86	84	112%	2	0
Highland Co. Ct.	11	83	27	121	117	106%	4	0
Jefferson Co. Ct. #1	14	65	6	85	64	90%	21	16
Jefferson Co. Ct. #2	12	65	3	80	52	76%	28	26
Jefferson Co. Ct. #3	15	42	0	57	21	50%	36	14
Mahoning Co. Ct. #2	68	423	167	658	618	105%	40	20
Mahoning Co. Ct. #3	28	92	48	168	157	112%	11	8
Mahoning Co. Ct. #4	23	244	117	384	360	100%	24	12
Mahoning Co. Ct. #5	18	133	58	209	192	101%	17	11
Meigs Co. Ct.	20	412	45	477	456	100%	21	7
Monroe Co. Ct.	2	46	10	58	51	91%	7	6
Montgomery Co. Ct. #1	8	164	46	218	215	102%	3	0
Montgomery Co. Ct. #2	0	195	82	277	274	99%	3	0
Morgan Co. Ct.	3	28	2	33	33	110%	0	0
Muskingum Co. Ct.	5	42	0	47	39	93%	8	0
Noble Co. Ct.	0	46	0	46	41	89%	5	2
Paulding Co. Ct.	4	39	1	44	43	108%	1	0
Perry Co. Ct.	6	65	5	76	73	104%	3	1
Pike Co. Ct.	15	240	30	285	271	100%	14	4
Putnam Co. Ct.	7	67	3	77	72	103%	5	1
Sandusky Co. Ct. #1	1	52	8	61	54	90%	7	0
Sandusky Co. Ct. #2	7	39	2	48	44	107%	4	0
Trumbull Co. Ct. C	14	123	11	148	139	104%	9	0
Trumbull Co. Ct. E	19	99	18	136	125	107%	11	5
Tuscarawas Co. Ct.	0	30	0	30	29	97%	1	0
Vinton Co. Ct.	2	111	8	121	109	92%	12	5
Warren Co. Ct.	12	271	111	394	378	99%	16	2
Statewide	618	5,355	1,198	7,171	6,623	101%	548	160

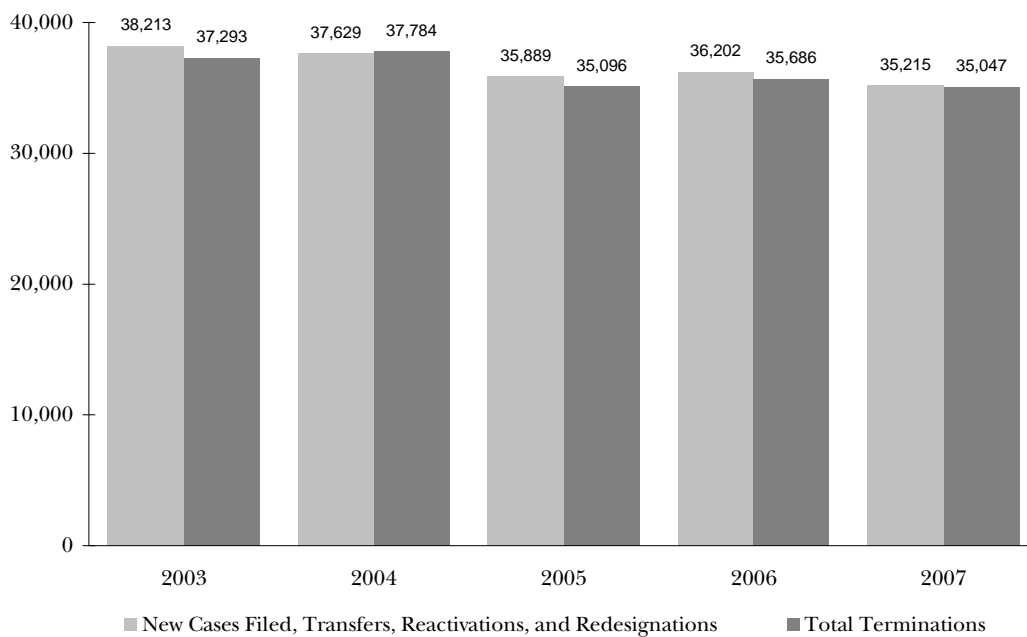
County Courts
Felony Terminations
2007

Court	Preliminary Hearing Bindover	Waiver Preliminary Hearing	Dismissal: Lack of Speedy Trial	Other Dismissals	Unavailability of Accused	Bankruptcy Stay/Interlocutory Appeal	Other Terminations
Adams Co. Ct.	75	2	0	63	9	0	6
Ashtabula Co. Ct. E	37	48	1	77	44	1	22
Ashtabula Co. Ct. W	27	68	0	80	44	0	3
Belmont Co. Ct. E	68	0	0	25	9	0	2
Belmont Co. Ct. N	55	0	0	35	22	0	1
Belmont Co. Ct. W	45	7	0	19	28	0	1
Butler Co. Ct. #1	85	50	0	100	30	0	41
Butler Co. Ct. #2	89	9	0	154	2	0	0
Butler Co. Ct. #3	262	164	0	93	207	0	4
Erie Co. Ct.	21	32	0	33	4	0	13
Fulton Co. Ct. E	0	4	0	21	3	0	42
Fulton Co. Ct. W	15	0	0	72	38	0	0
Harrison Co. Ct.	8	10	0	65	1	0	0
Highland Co. Ct.	8	38	0	47	23	0	1
Jefferson Co. Ct. #1	38	22	0	4	0	0	0
Jefferson Co. Ct. #2	46	1	0	2	0	0	3
Jefferson Co. Ct. #3	4	15	0	1	0	0	1
Mahoning Co. Ct. #2	192	5	0	247	154	0	20
Mahoning Co. Ct. #3	26	19	0	68	44	0	0
Mahoning Co. Ct. #4	138	1	0	72	125	0	24
Mahoning Co. Ct. #5	38	17	0	73	59	0	5
Meigs Co. Ct.	2	379	0	6	69	0	0
Monroe Co. Ct.	10	0	0	6	9	0	26
Montgomery Co. Ct. #1	3	110	0	52	50	0	0
Montgomery Co. Ct. #2	2	149	0	34	89	0	0
Morgan Co. Ct.	1	20	1	11	0	0	0
Muskingum Co. Ct.	0	37	0	0	2	0	0
Noble Co. Ct.	31	4	4	2	0	0	0
Paulding Co. Ct.	0	40	0	2	1	0	0
Perry Co. Ct.	22	7	1	30	6	0	7
Pike Co. Ct.	158	0	0	77	35	0	1
Putnam Co. Ct.	40	0	0	29	3	0	0
Sandusky Co. Ct. #1	5	0	0	7	11	0	31
Sandusky Co. Ct. #2	14	0	4	3	9	0	14
Trumbull Co. Ct. C	40	66	1	20	12	0	0
Trumbull Co. Ct. E	63	24	1	18	19	0	0
Tuscarawas Co. Ct.	24	0	0	4	1	0	0
Vinton Co. Ct.	37	0	0	39	33	0	0
Warren Co. Ct.	183	52	0	22	102	0	19
Statewide	1,912	1,400	13	1,713	1,297	1	287

County Courts
Felony Cases - Statewide
2003 - 2007



County Courts
Misdemeanor Cases - Statewide
2003 - 2007



County Courts
Misdemeanor Overall Caseloads
2007

Court	Cases Pending January 1	New Filings	Reactivations and Transfers	Total Cases	Total Terminations	Clearance Rate	Cases Pending December 31	Cases Pending Beyond Time Guidelines
Adams Co. Ct.	62	452	67	581	522	101%	59	6
Ashtabula Co. Ct. E	214	540	101	855	750	117%	105	13
Ashtabula Co. Ct. W	239	1,184	200	1,623	1,341	97%	282	7
Belmont Co. Ct. E	184	686	20	890	764	108%	126	23
Belmont Co. Ct. N	55	767	0	822	744	97%	78	2
Belmont Co. Ct. W	86	712	0	798	748	105%	50	1
Butler Co. Ct. #1	425	1,832	231	2,488	2,036	99%	452	0
Butler Co. Ct. #2	545	945	99	1,589	899	86%	690	0
Butler Co. Ct. #3	398	1,372	455	2,225	1,718	94%	507	0
Erie Co. Ct.	35	360	27	422	387	100%	35	0
Fulton Co. Ct. E	143	585	1	729	559	95%	170	27
Fulton Co. Ct. W	140	563	84	787	694	107%	93	28
Harrison Co. Ct.	118	523	104	745	644	103%	101	25
Highland Co. Ct.	59	519	193	771	703	99%	68	0
Jefferson Co. Ct. #1	54	272	14	340	268	94%	72	38
Jefferson Co. Ct. #2	70	252	14	336	216	81%	120	48
Jefferson Co. Ct. #3	69	253	3	325	170	66%	155	45
Mahoning Co. Ct. #2	297	1,199	713	2,209	2,054	107%	155	6
Mahoning Co. Ct. #3	126	514	166	806	666	98%	140	17
Mahoning Co. Ct. #4	190	945	497	1,632	1,449	100%	183	9
Mahoning Co. Ct. #5	77	381	146	604	521	99%	83	4
Meigs Co. Ct.	223	724	90	1,037	824	101%	213	10
Monroe Co. Ct.	130	469	35	634	501	99%	133	24
Montgomery Co. Ct. #1	461	2,565	1,337	4,363	3,962	102%	401	0
Montgomery Co. Ct. #2	200	1,953	445	2,598	2,388	100%	210	0
Morgan Co. Ct.	33	396	29	458	417	98%	41	0
Muskingum Co. Ct.	167	1,062	34	1,263	1,155	105%	108	0
Noble Co. Ct.	22	215	13	250	213	93%	37	0
Paulding Co. Ct.	135	443	29	607	466	99%	141	17
Perry Co. Ct.	82	848	79	1,009	915	99%	94	4
Pike Co. Ct.	152	827	167	1,146	975	98%	171	52
Putnam Co. Ct.	60	474	47	581	524	101%	57	0
Sandusky Co. Ct. #1	67	401	44	512	421	95%	91	0
Sandusky Co. Ct. #2	44	214	41	299	258	101%	41	0
Trumbull Co. Ct. C	95	475	59	629	516	97%	113	4
Trumbull Co. Ct. E	96	289	29	414	317	100%	97	7
Tuscarawas Co. Ct.	164	842	88	1,094	930	100%	164	11
Vinton Co. Ct.	55	557	17	629	530	92%	99	25
Warren Co. Ct.	207	1,554	333	2,094	1,882	100%	212	14
Statewide	5,979	29,164	6,051	41,194	35,047	99%	6,147	467

County Courts
Misdemeanor Terminations
2007

Court	Jury Trial	Court Trial	Guilty/No Contest to Original Charge Judge	Guilty/No Contest to Original Charge Magistrate	Guilty/No Contest to Reduced Charge	Dismissal: Lack of Speedy Trial	Other Dismissals	Violations Bureau	Transferred Out	Unavailability of Party	Bankruptcy Stay/Interlocutory	Other Terminations
Adams Co. Ct.	1	19	168	0	18	0	147	85	0	84	0	0
Ashtabula Co. Ct. E	10	2	146	0	202	104	122	25	3	132	1	2
Ashtabula Co. Ct. W	18	10	576	1	94	12	360	79	1	182	0	7
Belmont Co. Ct. E	1	25	239	0	45	0	330	27	0	59	0	38
Belmont Co. Ct. N	0	11	341	0	13	0	188	15	0	159	0	17
Belmont Co. Ct. W	0	9	236	0	29	0	169	76	2	212	0	15
Butler Co. Ct. #1	3	97	593	1	213	0	675	230	38	158	0	28
Butler Co. Ct. #2	2	18	457	0	37	0	303	52	16	12	0	2
Butler Co. Ct. #3	21	37	759	82	200	0	140	79	20	378	0	1
Erie Co. Ct.	0	6	208	0	20	0	57	61	0	33	0	0
Fulton Co. Ct. E	0	1	129	0	59	13	98	31	0	83	1	144
Fulton Co. Ct. W	4	138	319	0	1	0	105	26	0	98	0	2
Harrison Co. Ct.	0	3	178	0	38	0	227	78	0	118	0	0
Highland Co. Ct.	2	6	251	0	45	0	167	69	0	150	0	7
Jefferson Co. Ct. #1	0	0	163	0	18	0	51	30	2	2	0	2
Jefferson Co. Ct. #2	1	0	128	0	21	0	39	13	0	1	0	13
Jefferson Co. Ct. #3	0	6	105	4	3	0	8	33	0	0	0	9
Mahoning Co. Ct. #2	1	7	714	0	339	1	361	5	7	501	0	101
Mahoning Co. Ct. #3	0	4	230	0	139	3	98	30	3	144	1	11
Mahoning Co. Ct. #4	3	1	561	0	95	3	177	88	0	425	0	35
Mahoning Co. Ct. #5	1	0	189	0	108	1	81	7	0	98	0	10
Meigs Co. Ct.	0	0	199	0	48	0	415	56	0	104	0	2
Monroe Co. Ct.	2	7	161	0	28	0	156	49	0	46	0	52
Montgomery Co. Ct. #1	1	20	927	0	556	7	1,210	87	33	1,097	0	24
Montgomery Co. Ct. #2	4	30	1,018	0	358	44	368	82	0	453	1	30
Morgan Co. Ct.	1	0	141	0	53	2	72	115	0	30	0	3
Muskingum Co. Ct.	2	13	878	0	3	0	54	146	9	49	0	1
Noble Co. Ct.	0	0	91	0	1	33	4	47	0	23	0	0
Paulding Co. Ct.	2	0	222	0	96	0	80	29	0	36	0	0
Perry Co. Ct.	5	12	518	0	75	5	63	116	0	91	0	28
Pike Co. Ct.	2	2	359	0	34	1	326	0	0	237	0	7
Putnam Co. Ct.	0	12	233	0	45	1	162	13	3	35	0	23
Sandusky Co. Ct. #1	1	0	183	0	39	0	72	64	0	57	0	5
Sandusky Co. Ct. #2	1	1	106	0	21	11	43	14	0	54	0	3
Trumbull Co. Ct. C	1	4	184	0	50	7	112	81	2	75	0	0
Trumbull Co. Ct. E	75	0	105	0	23	0	69	2	0	43	0	0
Tuscarawas Co. Ct.	1	21	421	0	81	0	185	47	0	125	0	49
Vinton Co. Ct.	4	165	225	0	4	0	31	58	0	42	0	1
Warren Co. Ct.	2	30	624	0	144	3	178	396	63	358	2	69
Statewide	172	717	13,285	88	3,396	251	7,503	2,541	202	5,984	6	741

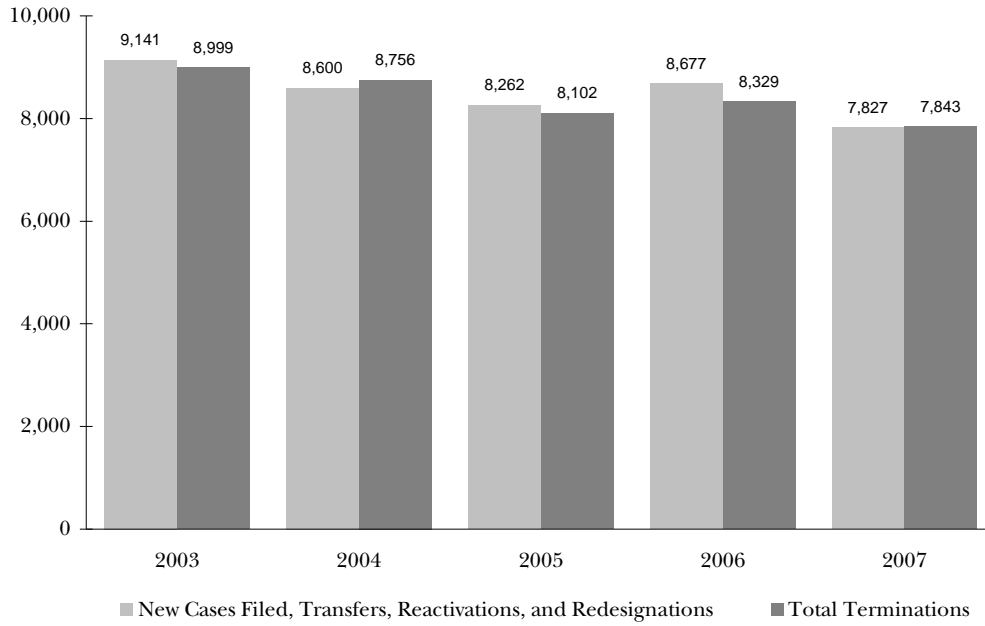
County Courts
Operating a Vehicle While Under the Influence Overall Caseloads
2007

Court	Cases Pending January 1	New Filings	Reactivations and Transfers	Total Cases	Total Terminations	Clearance Rate	Cases Pending December 31	Cases Pending Beyond Time Guidelines
Adams Co. Ct.	49	155	14	218	177	105%	41	4
Ashtabula Co. Ct. E	84	131	22	237	187	122%	50	12
Ashtabula Co. Ct. W	82	333	30	445	366	101%	79	0
Belmont Co. Ct. E	37	174	0	211	177	102%	34	1
Belmont Co. Ct. N	10	236	0	246	219	93%	27	1
Belmont Co. Ct. W	33	245	0	278	238	97%	40	3
Butler Co. Ct. #1	58	250	17	325	262	98%	63	0
Butler Co. Ct. #2	177	333	7	517	296	87%	221	0
Butler Co. Ct. #3	145	564	65	774	620	99%	154	0
Erie Co. Ct.	23	164	9	196	157	91%	39	0
Fulton Co. Ct. E	46	130	0	176	139	107%	37	12
Fulton Co. Ct. W	19	87	1	107	93	106%	14	1
Harrison Co. Ct.	22	99	7	128	114	108%	14	0
Highland Co. Ct.	14	53	5	72	55	95%	17	0
Jefferson Co. Ct. #1	57	217	17	291	222	95%	69	28
Jefferson Co. Ct. #2	32	146	17	195	128	79%	67	21
Jefferson Co. Ct. #3	24	84	4	112	44	50%	68	12
Mahoning Co. Ct. #2	111	266	44	421	357	115%	64	4
Mahoning Co. Ct. #3	61	186	17	264	197	97%	67	13
Mahoning Co. Ct. #4	177	377	44	598	461	110%	137	2
Mahoning Co. Ct. #5	36	199	19	254	210	96%	44	3
Meigs Co. Ct.	29	167	14	210	163	90%	47	0
Monroe Co. Ct.	14	80	1	95	67	83%	28	4
Montgomery Co. Ct. #1	73	233	73	379	325	106%	54	0
Montgomery Co. Ct. #2	32	165	14	211	189	106%	22	0
Morgan Co. Ct.	5	78	6	89	80	95%	9	0
Muskingum Co. Ct.	45	279	8	332	291	101%	41	0
Noble Co. Ct.	7	72	6	85	66	85%	19	0
Paulding Co. Ct.	68	130	5	203	164	121%	39	3
Perry Co. Ct.	20	132	8	160	133	95%	27	0
Pike Co. Ct.	62	233	28	323	282	108%	41	17
Putnam Co. Ct.	44	218	5	267	222	100%	45	0
Sandusky Co. Ct. #1	32	118	5	155	121	98%	34	0
Sandusky Co. Ct. #2	16	69	3	88	73	101%	15	0
Trumbull Co. Ct. C	37	83	5	125	101	115%	24	0
Trumbull Co. Ct. E	24	77	4	105	79	98%	26	5
Tuscarawas Co. Ct.	75	232	21	328	280	111%	48	4
Vinton Co. Ct.	25	111	3	139	96	84%	43	16
Warren Co. Ct.	111	338	35	484	392	105%	92	3
Statewide	2,016	7,244	583	9,843	7,843	100%	2,000	169

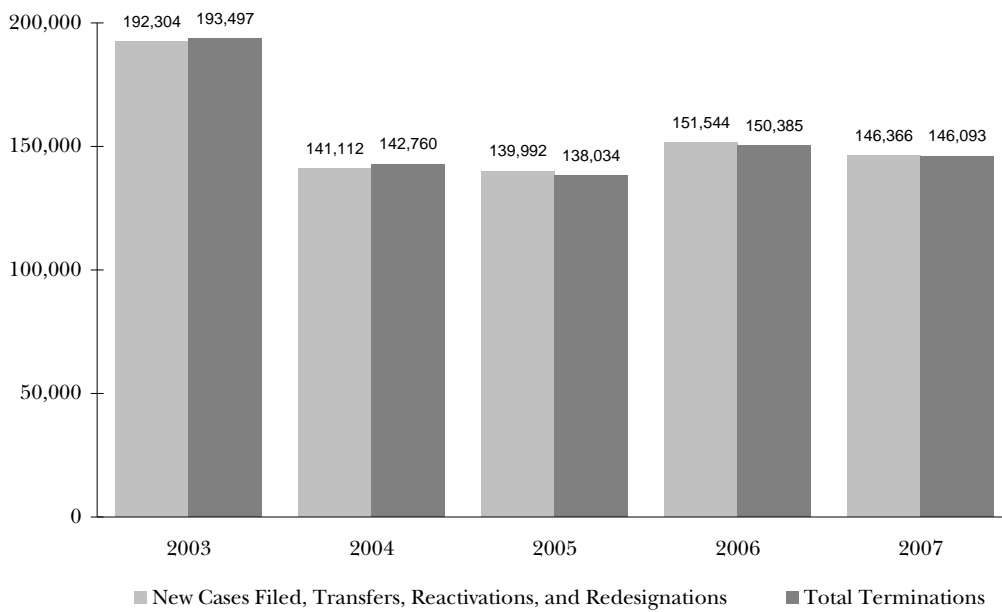
County Courts
Operating a Vehicle While Under the Influence Terminations
2007

Court	Jury Trial	Court Trial	Guilty/No Contest to Original Charge Judge	Guilty/No Contest to Original Charge Magistrate	Guilty/No Contest to Reduced Charge	Dismissal: Lack of Speedy Trial	Other Dismissals	Transferred Out	Unavailability of Party	Bankruptcy Stay/Interlocutory Appeal	Other Terminations
Adams Co. Ct.	1	2	83	0	54	3	16	0	18	0	0
Ashtabula Co. Ct. E	0	1	110	0	39	3	14	0	19	1	0
Ashtabula Co. Ct. W	3	0	245	0	45	16	20	0	32	0	1
Belmont Co. Ct. E	0	0	66	0	71	0	16	0	2	0	22
Belmont Co. Ct. N	0	13	148	0	36	0	10	0	9	0	3
Belmont Co. Ct. W	0	0	173	0	24	0	10	0	8	0	23
Butler Co. Ct. #1	1	0	139	0	64	0	23	13	20	0	2
Butler Co. Ct. #2	0	5	209	0	66	0	5	6	5	0	0
Butler Co. Ct. #3	29	8	362	28	85	0	11	18	78	0	1
Erie Co. Ct.	0	2	115	0	3	0	21	1	14	0	1
Fulton Co. Ct. E	0	0	57	0	40	0	15	0	3	0	24
Fulton Co. Ct. W	0	49	35	0	0	0	6	0	3	0	1
Harrison Co. Ct.	0	0	81	0	20	0	9	0	4	0	0
Highland Co. Ct.	0	0	34	0	10	0	4	0	6	0	1
Jefferson Co. Ct. #1	0	2	189	0	17	0	4	4	0	0	5
Jefferson Co. Ct. #2	0	0	106	0	13	0	3	2	0	0	4
Jefferson Co. Ct. #3	0	8	16	6	12	0	1	0	0	0	1
Mahoning Co. Ct. #2	0	0	202	0	97	0	15	0	29	0	11
Mahoning Co. Ct. #3	1	0	121	0	45	0	3	0	20	0	1
Mahoning Co. Ct. #4	0	0	254	0	115	6	20	0	33	0	15
Mahoning Co. Ct. #5	0	0	77	0	81	1	9	1	21	0	2
Meigs Co. Ct.	0	0	54	0	16	0	86	0	7	0	0
Monroe Co. Ct.	0	0	40	0	20	0	5	0	2	0	0
Montgomery Co. Ct. #1	0	0	171	0	71	0	19	3	58	0	3
Montgomery Co. Ct. #2	0	0	138	0	23	1	8	0	15	0	4
Morgan Co. Ct.	0	0	64	0	6	0	4	0	4	0	1
Muskingum Co. Ct.	1	0	276	0	0	0	4	5	5	0	0
Noble Co. Ct.	0	0	52	0	6	7	0	0	2	0	0
Paulding Co. Ct.	0	0	112	0	37	0	11	0	4	0	0
Perry Co. Ct.	2	2	109	0	4	3	5	0	5	0	2
Pike Co. Ct.	1	0	151	0	48	0	49	0	20	0	7
Putnam Co. Ct.	0	2	117	0	75	2	24	7	3	0	0
Sandusky Co. Ct. #1	0	0	87	0	26	0	4	0	4	0	0
Sandusky Co. Ct. #2	1	0	43	0	17	2	5	0	3	0	2
Trumbull Co. Ct. C	0	0	49	0	34	1	8	1	8	0	0
Trumbull Co. Ct. E	27	0	26	0	15	1	4	0	6	0	0
Tuscarawas Co. Ct.	0	1	179	0	35	1	32	0	31	0	1
Vinton Co. Ct.	3	51	29	0	0	0	12	0	2	0	0
Warren Co. Ct.	0	1	247	0	85	0	7	11	34	0	4
Statewide	70	147	4,766	34	1,455	47	522	72	537	1	142

County Courts
Operating a Vehicle While Under the Influence Cases - Statewide
2003 - 2007



County Courts
Other Traffic Cases - Statewide
2003 - 2007



County Courts
Other Traffic Overall Caseloads
2007

Court	Cases Pending January 1	New Filings	Reactivations and Transfers	Total Cases	Total Terminations	Clearance Rate	Cases Pending December 31	Cases Pending Beyond Time Guidelines
Adams Co. Ct.	282	4,582	229	5,093	4,828	100%	265	2
Ashtabula Co. Ct. E	278	3,298	377	3,953	3,784	103%	169	4
Ashtabula Co. Ct. W	261	3,339	142	3,742	3,522	101%	220	0
Belmont Co. Ct. E	215	2,006	3	2,224	2,022	101%	202	0
Belmont Co. Ct. N	71	1,090	0	1,161	1,099	101%	62	1
Belmont Co. Ct. W	440	2,673	0	3,113	2,721	102%	392	1
Butler Co. Ct. #1	315	3,589	155	4,059	3,662	98%	397	0
Butler Co. Ct. #2	1,545	5,542	194	7,281	5,618	98%	1,663	0
Butler Co. Ct. #3	962	10,114	746	11,822	10,600	98%	1,222	0
Erie Co. Ct.	502	7,638	699	8,839	8,392	101%	447	0
Fulton Co. Ct. E	488	3,601	12	4,101	3,837	106%	264	51
Fulton Co. Ct. W	395	4,097	240	4,732	4,470	103%	262	64
Harrison Co. Ct.	94	2,153	124	2,371	2,246	99%	125	13
Highland Co. Ct.	17	378	44	439	421	100%	18	0
Jefferson Co. Ct. #1	147	2,201	193	2,541	2,305	96%	236	164
Jefferson Co. Ct. #2	80	1,847	47	1,974	1,724	91%	250	81
Jefferson Co. Ct. #3	144	1,544	6	1,694	1,303	84%	391	145
Mahoning Co. Ct. #2	502	4,589	501	5,592	5,344	105%	248	2
Mahoning Co. Ct. #3	197	4,178	149	4,524	4,252	98%	272	13
Mahoning Co. Ct. #4	714	6,792	633	8,139	7,466	101%	673	27
Mahoning Co. Ct. #5	337	4,511	254	5,102	4,676	98%	426	6
Meigs Co. Ct.	192	2,703	50	2,945	2,736	99%	209	13
Monroe Co. Ct.	52	694	26	772	719	100%	53	5
Montgomery Co. Ct. #1	481	7,275	1,660	9,416	8,831	99%	585	0
Montgomery Co. Ct. #2	391	5,957	798	7,146	6,811	101%	335	0
Morgan Co. Ct.	32	567	21	620	594	101%	26	0
Muskingum Co. Ct.	264	7,334	26	7,624	7,247	98%	377	0
Noble Co. Ct.	85	1,240	26	1,351	1,244	98%	107	0
Paulding Co. Ct.	95	2,034	55	2,184	2,049	98%	135	15
Perry Co. Ct.	79	1,790	109	1,978	1,911	101%	67	0
Pike Co. Ct.	312	3,167	157	3,636	3,408	103%	228	47
Putnam Co. Ct.	140	3,009	20	3,169	3,052	101%	117	1
Sandusky Co. Ct. #1	311	5,231	363	5,905	5,576	100%	329	0
Sandusky Co. Ct. #2	308	3,627	215	4,150	3,942	103%	208	0
Trumbull Co. Ct. C	118	1,573	74	1,765	1,678	102%	87	1
Trumbull Co. Ct. E	91	737	38	866	767	99%	99	3
Tuscarawas Co. Ct.	144	2,485	49	2,678	2,556	101%	122	2
Vinton Co. Ct.	61	1,720	11	1,792	1,699	98%	93	19
Warren Co. Ct.	254	5,890	1,125	7,269	6,981	100%	288	7
Statewide	11,396	136,795	9,571	157,762	146,093	100%	11,669	687

County Courts
Other Traffic Terminations
2007

Court	Jury Trial	Court Trial	Guilty/No Contest to Original Charge Judge	Guilty/No Contest to Original Charge Magistrate	Guilty/No Contest to Reduced Charge	Dismissal: Lack of Speedy Trial	Other Dismissals	Violations Bureau	Transferred Out	Unavailability of Party	Bankruptcy Stay/Interlocutory Appeal	Other Terminations
Adams Co. Ct.	1	3	541	1	73	6	149	3,768	0	286	0	0
Ashtabula Co. Ct. E	6	3	431	0	108	44	132	2,710	0	334	0	17
Ashtabula Co. Ct. W	6	0	605	1	119	36	132	2,328	1	282	0	11
Belmont Co. Ct. E	1	14	173	0	83	7	58	1,551	0	123	0	12
Belmont Co. Ct. N	0	8	264	0	9	0	32	714	1	69	0	2
Belmont Co. Ct. W	0	16	221	0	25	0	49	2,218	0	183	0	9
Butler Co. Ct. #1	2	53	738	1	105	0	239	2,312	4	203	0	5
Butler Co. Ct. #2	0	36	1,160	2	147	0	133	3,934	12	193	0	0
Butler Co. Ct. #3	33	92	1,616	310	346	0	67	7,036	14	1,074	0	12
Erie Co. Ct.	0	31	642	0	34	0	58	6,758	0	869	0	0
Fulton Co. Ct. E	0	2	102	0	162	13	265	2,803	1	198	0	292
Fulton Co. Ct. W	6	190	256	1	0	4	57	3,593	0	357	0	3
Harrison Co. Ct.	0	0	193	0	161	0	74	1,640	0	177	0	1
Highland Co. Ct.	0	5	149	0	10	0	31	184	0	40	0	1
Jefferson Co. Ct. #1	0	2	562	0	17	0	72	1,366	0	257	0	28
Jefferson Co. Ct. #2	0	0	465	0	26	0	50	1,045	1	92	0	45
Jefferson Co. Ct. #3	0	16	251	75	14	0	17	924	0	0	0	6
Mahoning Co. Ct. #2	0	4	1,428	0	462	1	154	2,444	2	371	0	471
Mahoning Co. Ct. #3	0	7	683	1	228	1	48	2,974	1	93	0	209
Mahoning Co. Ct. #4	0	11	1,122	0	476	16	122	4,931	0	281	0	465
Mahoning Co. Ct. #5	0	2	498	0	286	0	95	3,214	0	528	0	5
Meigs Co. Ct.	0	1	326	0	32	0	95	2,169	0	111	0	1
Monroe Co. Ct.	1	6	61	0	15	1	10	581	0	39	0	5
Montgomery Co. Ct. #1	0	21	2,491	0	973	4	486	3,379	15	1,398	2	62
Montgomery Co. Ct. #2	0	18	2,922	0	155	40	277	2,484	0	839	1	75
Morgan Co. Ct.	0	0	160	0	12	0	38	364	0	18	0	2
Muskingum Co. Ct.	0	19	667	0	1	3	30	6,498	9	21	0	0
Noble Co. Ct.	0	0	66	0	2	24	1	1,079	0	66	0	1
Paulding Co. Ct.	0	0	212	0	16	0	41	1,722	0	57	0	1
Perry Co. Ct.	4	11	267	0	9	1	21	1,484	0	107	0	6
Pike Co. Ct.	7	0	1,779	0	22	1	182	1,106	0	292	0	14
Putnam Co. Ct.	1	17	513	0	80	1	187	2,194	11	55	0	2
Sandusky Co. Ct. #1	7	0	387	0	90	1	45	4,481	0	561	0	3
Sandusky Co. Ct. #2	4	1	280	0	152	18	82	2,989	0	395	0	15
Trumbull Co. Ct. C	0	0	358	0	65	19	48	1,088	0	100	0	0
Trumbull Co. Ct. E	42	1	382	0	18	2	25	260	0	36	0	0
Tuscarawas Co. Ct.	0	0	317	0	37	0	62	1,981	0	153	0	6
Vinton Co. Ct.	2	98	308	1	0	0	21	1,152	0	116	0	0
Warren Co. Ct.	0	68	982	0	266	7	79	4,204	13	1,327	1	21
Statewide	123	756	24,578	393	4,836	250	3,764	97,662	85	11,701	4	1,808

County Courts
Personal Injury and Property Damage Overall Caseloads
2007

Court	Cases Pending January 1	New Filings	Reactivations and Transfers	Total Cases	Total Terminations	Clearance Rate	Cases Pending December 31	Cases Pending Beyond Time Guidelines
Adams Co. Ct.	7	15	0	22	16	107%	6	0
Ashtabula Co. Ct. E	10	9	0	19	15	167%	4	0
Ashtabula Co. Ct. W	0	0	0	0	0	-	0	0
Belmont Co. Ct. E	5	5	0	10	8	160%	2	1
Belmont Co. Ct. N	4	12	0	16	14	117%	2	0
Belmont Co. Ct. W	1	11	0	12	9	82%	3	0
Butler Co. Ct. #1	4	14	0	18	12	86%	6	0
Butler Co. Ct. #2	6	10	0	16	11	110%	5	0
Butler Co. Ct. #3	19	27	0	46	20	74%	26	0
Erie Co. Ct.	0	3	0	3	3	100%	0	0
Fulton Co. Ct. E	2	11	0	13	9	82%	4	0
Fulton Co. Ct. W	0	0	0	0	0	-	0	0
Harrison Co. Ct.	1	9	0	10	6	67%	4	0
Highland Co. Ct.	2	5	0	7	5	100%	2	0
Jefferson Co. Ct. #1	0	0	0	0	0	-	0	0
Jefferson Co. Ct. #2	0	0	0	0	0	-	0	0
Jefferson Co. Ct. #3	0	0	0	0	0	-	0	0
Mahoning Co. Ct. #2	13	31	3	47	33	97%	14	0
Mahoning Co. Ct. #3	0	1	0	1	1	100%	0	0
Mahoning Co. Ct. #4	3	7	0	10	7	100%	3	0
Mahoning Co. Ct. #5	1	2	0	3	1	50%	2	0
Meigs Co. Ct.	5	3	1	9	8	200%	1	0
Monroe Co. Ct.	0	0	0	0	0	-	0	0
Montgomery Co. Ct. #1	11	16	1	28	24	141%	4	0
Montgomery Co. Ct. #2	16	24	4	44	31	111%	13	0
Morgan Co. Ct.	0	3	0	3	3	100%	0	0
Muskingum Co. Ct.	0	1	0	1	1	100%	0	0
Noble Co. Ct.	1	0	0	1	1	-	0	0
Paulding Co. Ct.	3	0	0	3	3	-	0	0
Perry Co. Ct.	6	12	0	18	15	125%	3	0
Pike Co. Ct.	14	2	0	16	15	750%	1	0
Putnam Co. Ct.	0	0	0	0	0	-	0	0
Sandusky Co. Ct. #1	7	10	0	17	9	90%	8	0
Sandusky Co. Ct. #2	0	1	0	1	1	100%	0	0
Trumbull Co. Ct. C	7	13	0	20	14	108%	6	0
Trumbull Co. Ct. E	0	0	0	0	0	-	0	0
Tuscarawas Co. Ct.	0	0	0	0	0	-	0	0
Vinton Co. Ct.	0	0	0	0	0	-	0	0
Warren Co. Ct.	9	16	1	26	20	118%	6	0
Statewide	157	273	10	440	315	111%	125	1

County Courts
Personal Injury and Property Damage Terminations
2007

Court	Jury Trial	Court Trial	Default Hearing by Judge	Default Hearing by Magistrate	Dismissal: Want of Prosecution	Other Dismissals	Transferred Out	Private Judge	Unavailability of Party	Bankruptcy Stay/Interlocutory Appeal	Other Terminations
Adams Co. Ct.	0	0	12	0	3	1	0	0	0	0	0
Ashtabula Co. Ct. E	0	0	14	0	0	1	0	0	0	0	0
Ashtabula Co. Ct. W	0	0	0	0	0	0	0	0	0	0	0
Belmont Co. Ct. E	0	0	5	0	0	2	0	0	0	0	1
Belmont Co. Ct. N	0	0	9	0	0	4	0	0	0	0	1
Belmont Co. Ct. W	0	0	5	0	0	2	0	0	0	0	2
Butler Co. Ct. #1	0	1	5	0	0	5	0	0	0	0	1
Butler Co. Ct. #2	0	0	8	0	0	3	0	0	0	0	0
Butler Co. Ct. #3	0	0	13	1	0	5	0	0	0	0	1
Erie Co. Ct.	0	0	2	0	0	1	0	0	0	0	0
Fulton Co. Ct. E	0	0	0	0	0	3	0	0	0	0	6
Fulton Co. Ct. W	0	0	0	0	0	0	0	0	0	0	0
Harrison Co. Ct.	0	0	5	0	0	0	0	0	0	0	1
Highland Co. Ct.	0	1	2	0	0	2	0	0	0	0	0
Jefferson Co. Ct. #1	0	0	0	0	0	0	0	0	0	0	0
Jefferson Co. Ct. #2	0	0	0	0	0	0	0	0	0	0	0
Jefferson Co. Ct. #3	0	0	0	0	0	0	0	0	0	0	0
Mahoning Co. Ct. #2	0	0	20	0	0	7	0	0	0	0	3
Mahoning Co. Ct. #3	0	0	1	0	0	0	0	0	0	0	0
Mahoning Co. Ct. #4	0	0	4	0	0	2	0	0	0	0	1
Mahoning Co. Ct. #5	0	0	0	0	0	2	0	0	0	0	0
Meigs Co. Ct.	0	0	2	0	0	6	0	0	0	0	0
Monroe Co. Ct.	0	0	0	0	0	0	0	0	0	0	0
Montgomery Co. Ct. #1	0	1	16	0	0	7	0	0	0	0	0
Montgomery Co. Ct. #2	0	0	20	0	0	9	0	0	0	0	2
Morgan Co. Ct.	0	0	3	0	0	0	0	0	0	0	0
Muskingum Co. Ct.	0	0	1	0	0	0	0	0	0	0	0
Noble Co. Ct.	0	1	0	0	0	0	0	0	0	0	0
Paulding Co. Ct.	0	0	2	0	0	1	0	0	0	0	0
Perry Co. Ct.	0	1	10	0	1	1	0	0	0	1	1
Pike Co. Ct.	0	0	10	0	0	4	0	0	0	0	1
Putnam Co. Ct.	0	0	0	0	0	0	0	0	0	0	0
Sandusky Co. Ct. #1	0	0	5	0	0	4	0	0	0	0	0
Sandusky Co. Ct. #2	0	0	0	0	0	1	0	0	0	0	0
Trumbull Co. Ct. C	0	2	7	0	2	3	0	0	0	0	0
Trumbull Co. Ct. E	0	0	0	0	0	0	0	0	0	0	0
Tuscarawas Co. Ct.	0	0	0	0	0	0	0	0	0	0	0
Vinton Co. Ct.	0	0	0	0	0	0	0	0	0	0	0
Warren Co. Ct.	0	1	0	14	0	5	0	0	0	0	0
Statewide	0	8	181	15	6	81	0	0	0	1	21

County Courts
Contracts Overall Caseloads
2007

Court	Cases Pending January 1	New Filings	Reactivations and Transfers	Total Cases	Total Terminations	Clearance Rate	Cases Pending December 31	Cases Pending Beyond Time Guidelines
Adams Co. Ct.	127	497	0	624	435	88%	189	13
Ashtabula Co. Ct. E	215	426	2	643	442	103%	201	32
Ashtabula Co. Ct. W	196	555	0	751	525	95%	226	0
Belmont Co. Ct. E	85	427	0	512	359	84%	153	1
Belmont Co. Ct. N	80	364	0	444	334	92%	110	0
Belmont Co. Ct. W	119	547	0	666	538	98%	128	0
Butler Co. Ct. #1	222	481	4	707	428	88%	279	0
Butler Co. Ct. #2	155	473	9	637	419	87%	218	0
Butler Co. Ct. #3	291	734	14	1,039	605	81%	434	0
Erie Co. Ct.	45	149	0	194	146	98%	48	0
Fulton Co. Ct. E	59	203	0	262	191	94%	71	0
Fulton Co. Ct. W	0	0	0	0	0	-	0	0
Harrison Co. Ct.	54	268	0	322	238	89%	84	0
Highland Co. Ct.	36	151	4	191	132	85%	59	0
Jefferson Co. Ct. #1	95	237	8	340	173	71%	167	47
Jefferson Co. Ct. #2	133	321	0	454	292	91%	162	50
Jefferson Co. Ct. #3	81	238	10	329	175	71%	154	25
Mahoning Co. Ct. #2	220	739	42	1,001	708	91%	293	5
Mahoning Co. Ct. #3	71	255	3	329	230	89%	99	5
Mahoning Co. Ct. #4	219	695	17	931	664	93%	267	2
Mahoning Co. Ct. #5	119	322	12	453	300	90%	153	6
Meigs Co. Ct.	126	425	0	551	336	79%	215	19
Monroe Co. Ct.	0	0	0	0	0	-	0	0
Montgomery Co. Ct. #1	261	944	18	1,223	880	91%	343	0
Montgomery Co. Ct. #2	259	905	19	1,183	849	92%	334	0
Morgan Co. Ct.	49	248	6	303	222	87%	81	0
Muskingum Co. Ct.	227	986	1	1,214	926	94%	288	0
Noble Co. Ct.	46	131	4	181	137	101%	44	0
Paulding Co. Ct.	4	0	0	4	3	-	1	1
Perry Co. Ct.	125	677	0	802	634	94%	168	0
Pike Co. Ct.	246	756	2	1,004	696	92%	308	15
Putnam Co. Ct.	96	372	0	468	367	99%	101	0
Sandusky Co. Ct. #1	58	322	1	381	274	85%	107	0
Sandusky Co. Ct. #2	48	194	1	243	187	96%	56	0
Trumbull Co. Ct. C	79	244	7	330	191	76%	139	0
Trumbull Co. Ct. E	100	318	0	418	251	79%	167	0
Tuscarawas Co. Ct.	133	486	0	619	427	88%	192	0
Vinton Co. Ct.	0	0	0	0	0	-	0	0
Warren Co. Ct.	211	794	2	1,007	703	88%	304	0
Statewide	4,690	15,884	186	20,760	14,417	90%	6,343	221

County Courts
Contracts Terminations
2007

Court	Jury Trial	Court Trial	Default Hearing by Judge	Default Hearing by Magistrate	Dismissal: Want of Prosecution	Other Dismissals	Transferred Out	Private Judge	Unavailability of Party	Bankruptcy Stay/Interlocutory Appeal	Other Terminations
Adams Co. Ct.	0	0	359	0	70	0	0	0	0	5	1
Ashtabula Co. Ct. E	7	12	339	2	0	59	1	0	0	17	4
Ashtabula Co. Ct. W	47	0	417	0	6	24	2	0	1	11	18
Belmont Co. Ct. E	0	0	304	0	0	48	0	0	0	0	7
Belmont Co. Ct. N	0	0	255	0	0	65	0	0	1	7	6
Belmont Co. Ct. W	0	0	399	0	0	119	0	0	0	14	6
Butler Co. Ct. #1	2	11	341	5	0	61	3	0	0	1	4
Butler Co. Ct. #2	0	2	295	5	0	113	0	1	0	2	1
Butler Co. Ct. #3	1	14	415	41	0	115	1	0	0	9	9
Erie Co. Ct.	0	0	117	0	0	23	0	0	1	2	3
Fulton Co. Ct. E	0	0	0	0	0	25	0	0	0	0	166
Fulton Co. Ct. W	0	0	0	0	0	0	0	0	0	0	0
Harrison Co. Ct.	0	2	183	0	0	48	0	0	0	5	0
Highland Co. Ct.	0	9	85	0	0	35	0	0	0	2	1
Jefferson Co. Ct. #1	0	0	154	0	0	18	0	0	0	0	1
Jefferson Co. Ct. #2	0	0	12	0	0	278	0	0	0	0	2
Jefferson Co. Ct. #3	0	0	136	0	2	30	0	0	0	7	0
Mahoning Co. Ct. #2	0	13	480	5	0	149	0	0	20	5	15
Mahoning Co. Ct. #3	2	1	178	0	0	38	0	0	0	5	3
Mahoning Co. Ct. #4	0	32	460	6	0	133	0	0	3	22	11
Mahoning Co. Ct. #5	1	8	191	0	0	65	0	0	1	9	3
Meigs Co. Ct.	0	0	7	0	1	327	0	0	0	1	0
Monroe Co. Ct.	0	0	0	0	0	0	0	0	0	0	0
Montgomery Co. Ct. #1	2	41	647	0	2	145	2	0	0	17	24
Montgomery Co. Ct. #2	2	20	673	0	13	109	2	0	0	16	14
Morgan Co. Ct.	0	1	154	0	12	49	4	0	0	2	0
Muskingum Co. Ct.	0	1	843	0	5	69	0	0	0	7	1
Noble Co. Ct.	0	8	124	0	0	32	0	0	0	9	0
Paulding Co. Ct.	0	0	2	0	0	1	0	0	0	0	0
Perry Co. Ct.	0	2	469	0	52	80	2	0	0	16	13
Pike Co. Ct.	0	0	583	0	0	103	0	0	0	9	1
Putnam Co. Ct.	0	0	266	0	0	73	0	0	0	0	28
Sandusky Co. Ct. #1	1	2	233	0	0	35	0	0	0	3	0
Sandusky Co. Ct. #2	6	0	134	0	0	33	0	0	1	3	10
Trumbull Co. Ct. C	0	13	135	0	5	33	0	0	0	5	0
Trumbull Co. Ct. E	7	8	173	0	21	38	0	0	0	2	1
Tuscarawas Co. Ct.	1	3	347	0	0	65	0	0	0	6	5
Vinton Co. Ct.	0	0	0	0	0	0	0	0	0	0	0
Warren Co. Ct.	0	35	1	470	0	187	0	0	0	1	0
Statewide	79	238	9,911	534	189	2,825	17	1	28	220	358

County Courts
Forcible Entry and Detainer Overall Caseloads
2007

Court	Cases Pending January 1	New Filings	Reactivations and Transfers	Total Cases	Total Terminations	Clearance Rate	Cases Pending December 31	Cases Pending Beyond Time Guidelines
Adams Co. Ct.	22	135	0	157	136	101%	21	1
Ashtabula Co. Ct. E	29	56	0	85	65	116%	20	14
Ashtabula Co. Ct. W	30	140	0	170	154	110%	16	0
Belmont Co. Ct. E	10	73	0	83	75	103%	8	0
Belmont Co. Ct. N	10	84	0	94	75	89%	19	0
Belmont Co. Ct. W	11	24	0	35	32	133%	3	1
Butler Co. Ct. #1	29	69	0	98	75	109%	23	0
Butler Co. Ct. #2	105	450	2	557	462	102%	95	0
Butler Co. Ct. #3	191	898	4	1,093	907	101%	186	0
Erie Co. Ct.	1	19	0	20	18	95%	2	0
Fulton Co. Ct. E	18	55	0	73	62	113%	11	0
Fulton Co. Ct. W	4	75	0	79	64	85%	15	0
Harrison Co. Ct.	4	41	0	45	43	105%	2	0
Highland Co. Ct.	10	76	0	86	79	104%	7	0
Jefferson Co. Ct. #1	19	50	0	69	34	68%	35	19
Jefferson Co. Ct. #2	4	49	0	53	47	96%	6	2
Jefferson Co. Ct. #3	6	17	0	23	11	65%	12	4
Mahoning Co. Ct. #2	35	211	3	249	199	93%	50	1
Mahoning Co. Ct. #3	12	41	1	54	42	100%	12	3
Mahoning Co. Ct. #4	136	380	6	522	416	108%	106	1
Mahoning Co. Ct. #5	10	33	2	45	36	103%	9	1
Meigs Co. Ct.	11	72	0	83	63	88%	20	5
Monroe Co. Ct.	0	0	0	0	0	-	0	0
Montgomery Co. Ct. #1	310	696	2	1,008	726	104%	282	0
Montgomery Co. Ct. #2	172	567	8	747	511	89%	236	0
Morgan Co. Ct.	4	51	0	55	50	98%	5	0
Muskingum Co. Ct.	13	131	0	144	139	106%	5	0
Noble Co. Ct.	2	13	0	15	12	92%	3	0
Paulding Co. Ct.	5	34	1	40	27	77%	13	2
Perry Co. Ct.	23	163	0	186	156	96%	30	0
Pike Co. Ct.	112	112	0	224	110	98%	114	23
Putnam Co. Ct.	3	49	1	53	48	96%	5	0
Sandusky Co. Ct. #1	3	49	0	52	47	96%	5	0
Sandusky Co. Ct. #2	4	29	0	33	31	107%	2	0
Trumbull Co. Ct. C	17	52	0	69	51	98%	18	0
Trumbull Co. Ct. E	16	45	0	61	51	113%	10	0
Tuscarawas Co. Ct.	21	159	0	180	161	101%	19	0
Vinton Co. Ct.	6	42	2	50	42	95%	8	2
Warren Co. Ct.	20	204	0	224	204	100%	20	0
Statewide	1,438	5,444	32	6,914	5,461	100%	1,453	79

County Courts
Forcible Entry and Detainer Terminations
2007

Court	Jury Trial	Court Trial	Default Hearing by Judge	Default Hearing by Magistrate	Dismissal: Want of Prosecution	Other Dismissals	Transferred Out	Private Judge	Unavailability of Party	Bankruptcy Stay/Interlocutory Appeal	Other Terminations
Adams Co. Ct.	0	0	104	0	32	0	0	0	0	0	0
Ashtabula Co. Ct. E	0	0	50	1	0	12	0	0	0	0	2
Ashtabula Co. Ct. W	0	0	140	1	0	9	0	0	0	4	0
Belmont Co. Ct. E	0	0	52	0	0	22	0	0	0	0	1
Belmont Co. Ct. N	0	0	46	0	0	26	0	0	2	0	1
Belmont Co. Ct. W	0	0	24	0	0	6	0	0	0	0	2
Butler Co. Ct. #1	0	0	2	53	0	19	0	0	0	0	1
Butler Co. Ct. #2	0	0	3	106	0	350	0	0	0	3	0
Butler Co. Ct. #3	0	0	6	283	0	616	2	0	0	0	0
Erie Co. Ct.	0	0	13	0	0	5	0	0	0	0	0
Fulton Co. Ct. E	0	0	0	0	0	30	0	0	0	0	32
Fulton Co. Ct. W	0	0	43	0	0	21	0	0	0	0	0
Harrison Co. Ct.	0	0	24	0	0	19	0	0	0	0	0
Highland Co. Ct.	0	0	60	0	0	19	0	0	0	0	0
Jefferson Co. Ct. #1	0	0	21	1	0	12	0	0	0	0	0
Jefferson Co. Ct. #2	0	0	35	0	0	12	0	0	0	0	0
Jefferson Co. Ct. #3	0	0	9	0	0	2	0	0	0	0	0
Mahoning Co. Ct. #2	0	0	101	11	0	82	0	0	1	0	4
Mahoning Co. Ct. #3	0	0	21	0	0	20	0	0	0	0	0
Mahoning Co. Ct. #4	0	0	125	9	0	273	0	0	0	4	6
Mahoning Co. Ct. #5	0	0	22	0	0	12	0	0	0	0	2
Meigs Co. Ct.	0	0	39	0	0	24	0	0	0	0	0
Monroe Co. Ct.	0	0	0	0	0	0	0	0	0	0	0
Montgomery Co. Ct. #1	1	58	57	0	12	483	3	0	0	1	111
Montgomery Co. Ct. #2	0	11	170	0	2	322	1	0	0	2	3
Morgan Co. Ct.	0	27	2	0	0	20	1	0	0	0	0
Muskingum Co. Ct.	0	0	132	0	2	5	0	0	0	0	0
Noble Co. Ct.	0	10	1	0	0	1	0	0	0	0	0
Paulding Co. Ct.	0	0	18	0	0	9	0	0	0	0	0
Perry Co. Ct.	0	0	97	0	37	21	0	0	0	0	1
Pike Co. Ct.	0	0	73	0	0	36	0	0	0	0	1
Putnam Co. Ct.	0	0	1	0	0	9	0	0	0	0	39
Sandusky Co. Ct. #1	0	1	26	0	0	20	0	0	0	0	0
Sandusky Co. Ct. #2	0	0	11	0	0	18	0	0	0	0	2
Trumbull Co. Ct. C	0	0	22	0	6	23	0	0	0	0	0
Trumbull Co. Ct. E	0	0	28	0	7	15	0	0	0	0	0
Tuscarawas Co. Ct.	0	0	78	0	0	83	0	0	0	0	0
Vinton Co. Ct.	0	0	33	0	0	9	0	0	0	0	0
Warren Co. Ct.	0	1	1	141	0	61	0	0	0	0	0
Statewide	1	108	1,690	606	98	2,726	7	0	3	14	208

County Courts
Other Civil Overall Caseloads
2007

Court	Cases Pending January 1	New Filings	Reactivations and Transfers	Total Cases	Total Terminations	Clearance Rate	Cases Pending December 31	Cases Pending Beyond Time Guidelines
Adams Co. Ct.	9	19	0	28	27	142%	1	0
Ashtabula Co. Ct. E	40	64	0	104	81	127%	23	8
Ashtabula Co. Ct. W	3	15	0	18	15	100%	3	0
Belmont Co. Ct. E	2	19	0	21	19	100%	2	0
Belmont Co. Ct. N	0	12	0	12	10	83%	2	0
Belmont Co. Ct. W	0	0	0	0	0	-	0	0
Butler Co. Ct. #1	8	24	0	32	29	121%	3	0
Butler Co. Ct. #2	26	35	0	61	27	77%	34	0
Butler Co. Ct. #3	91	45	0	136	45	100%	91	0
Erie Co. Ct.	11	60	0	71	60	100%	11	0
Fulton Co. Ct. E	46	202	0	248	197	98%	51	0
Fulton Co. Ct. W	109	437	2	548	389	89%	159	4
Harrison Co. Ct.	1	8	0	9	8	100%	1	0
Highland Co. Ct.	3	13	0	16	16	123%	0	0
Jefferson Co. Ct. #1	2	20	0	22	14	70%	8	2
Jefferson Co. Ct. #2	1	31	0	32	2	6%	30	1
Jefferson Co. Ct. #3	2	5	0	7	4	80%	3	1
Mahoning Co. Ct. #2	13	68	1	82	72	104%	10	0
Mahoning Co. Ct. #3	1	9	0	10	8	89%	2	0
Mahoning Co. Ct. #4	5	31	1	37	33	103%	4	0
Mahoning Co. Ct. #5	6	21	0	27	22	105%	5	0
Meigs Co. Ct.	4	3	0	7	7	233%	0	0
Monroe Co. Ct.	59	232	0	291	206	89%	85	3
Montgomery Co. Ct. #1	23	63	0	86	79	125%	7	0
Montgomery Co. Ct. #2	6	55	0	61	55	100%	6	0
Morgan Co. Ct.	0	2	0	2	2	100%	0	0
Muskingum Co. Ct.	2	33	0	35	30	91%	5	0
Noble Co. Ct.	0	2	0	2	2	100%	0	0
Paulding Co. Ct.	66	237	4	307	228	95%	79	1
Perry Co. Ct.	1	7	0	8	7	100%	1	0
Pike Co. Ct.	15	19	0	34	34	179%	0	0
Putnam Co. Ct.	0	10	0	10	10	100%	0	0
Sandusky Co. Ct. #1	1	14	0	15	15	107%	0	0
Sandusky Co. Ct. #2	4	8	0	12	10	125%	2	0
Trumbull Co. Ct. C	0	0	0	0	0	-	0	0
Trumbull Co. Ct. E	2	4	0	6	3	75%	3	1
Tuscarawas Co. Ct.	0	4	0	4	3	75%	1	0
Vinton Co. Ct.	67	257	9	333	225	85%	108	7
Warren Co. Ct.	4	46	0	50	44	96%	6	0
Statewide	633	2,134	17	2,784	2,038	95%	746	28

County Courts
Other Civil Terminations
2007

Court	Jury Trial	Court Trial	Default Hearing by Judge	Default Hearing by Magistrate	Dismissal: Want of Prosecution	Other Dismissals	Transferred Out	Private Judge	Unavailability of Party	Bankruptcy Stay/Interlocutory Appeal	Other Terminations
Adams Co. Ct.	0	0	23	0	4	0	0	0	0	0	0
Ashtabula Co. Ct. E	1	5	66	0	0	8	0	0	0	0	1
Ashtabula Co. Ct. W	0	0	14	0	0	1	0	0	0	0	0
Belmont Co. Ct. E	0	0	19	0	0	0	0	0	0	0	0
Belmont Co. Ct. N	0	0	0	0	0	5	0	0	1	0	4
Belmont Co. Ct. W	0	0	0	0	0	0	0	0	0	0	0
Butler Co. Ct. #1	0	0	25	1	0	3	0	0	0	0	0
Butler Co. Ct. #2	0	0	24	1	0	2	0	0	0	0	0
Butler Co. Ct. #3	0	0	43	0	0	2	0	0	0	0	0
Fulton Co. Ct. E	0	0	0	0	0	23	0	0	0	0	174
Erie Co. Ct.	0	0	48	0	0	11	0	0	0	0	1
Fulton Co. Ct. W	0	0	318	0	0	70	0	0	0	0	1
Harrison Co. Ct.	0	0	3	0	0	5	0	0	0	0	0
Highland Co. Ct.	0	0	13	0	0	3	0	0	0	0	0
Jefferson Co. Ct. #1	0	0	14	0	0	0	0	0	0	0	0
Jefferson Co. Ct. #2	0	0	2	0	0	0	0	0	0	0	0
Jefferson Co. Ct. #3	0	0	0	1	0	1	0	0	0	0	1
Mahoning Co. Ct. #2	0	0	45	0	0	24	1	0	0	0	1
Mahoning Co. Ct. #3	0	0	1	0	0	1	0	0	0	0	6
Mahoning Co. Ct. #4	0	1	6	0	0	4	0	0	0	0	22
Mahoning Co. Ct. #5	0	0	4	0	0	1	0	0	0	0	17
Meigs Co. Ct.	0	0	0	0	0	7	0	0	0	0	0
Monroe Co. Ct.	0	0	0	0	0	10	0	0	0	3	193
Montgomery Co. Ct. #1	0	0	0	0	0	4	0	0	0	0	75
Montgomery Co. Ct. #2	0	0	0	0	0	2	0	0	0	0	53
Morgan Co. Ct.	0	0	2	0	0	0	0	0	0	0	0
Muskingum Co. Ct.	0	0	29	0	0	1	0	0	0	0	0
Noble Co. Ct.	0	0	1	0	0	1	0	0	0	0	0
Paulding Co. Ct.	0	0	162	0	0	64	0	0	0	2	0
Perry Co. Ct.	0	0	4	0	0	1	0	0	0	0	2
Pike Co. Ct.	0	0	24	0	0	7	0	0	0	1	2
Putnam Co. Ct.	0	0	0	0	0	0	0	0	0	0	10
Sandusky Co. Ct. #1	0	0	14	0	0	1	0	0	0	0	0
Sandusky Co. Ct. #2	0	0	9	0	0	0	0	0	0	0	1
Trumbull Co. Ct. C	0	0	0	0	0	0	0	0	0	0	0
Trumbull Co. Ct. E	0	0	1	0	0	2	0	0	0	0	0
Tuscarawas Co. Ct.	0	0	2	0	0	1	0	0	0	0	0
Vinton Co. Ct.	0	0	198	1	0	25	0	0	0	0	1
Warren Co. Ct.	0	0	4	39	0	1	0	0	0	0	0
Statewide	1	6	1,118	43	4	291	1	0	1	6	565

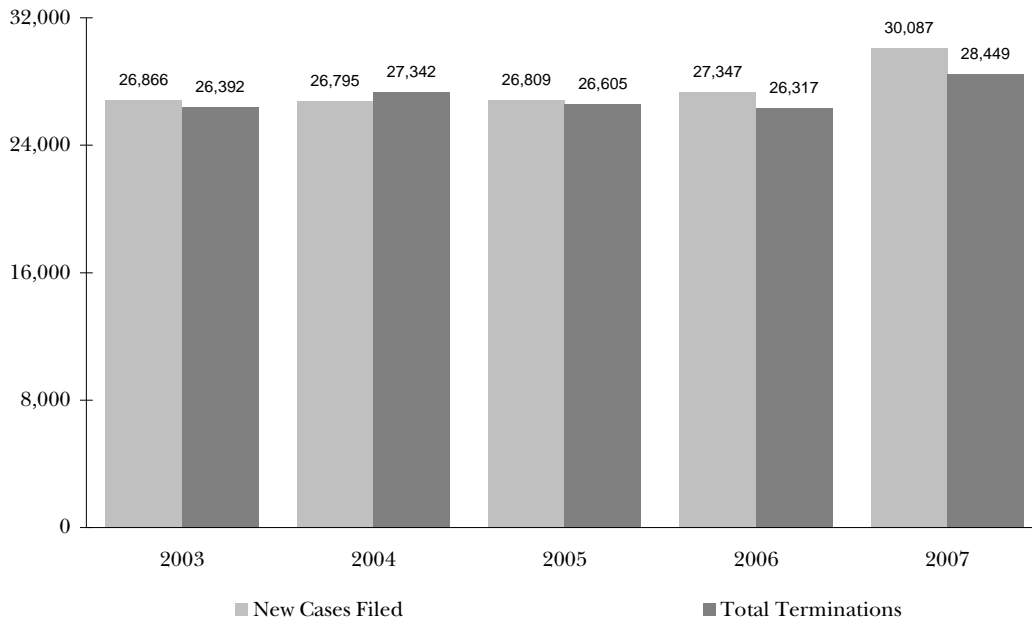
County Courts
Small Claims Overall Caseloads
2007

Court	Cases Pending January 1	New Filings	Reactivations and Transfers	Total Cases	Total Terminations	Clearance Rate	Cases Pending December 31	Cases Pending Beyond Time Guidelines
Adams Co. Ct.	7	70	0	77	58	83%	19	3
Ashtabula Co. Ct. E	145	180	1	326	193	107%	133	105
Ashtabula Co. Ct. W	26	175	4	205	179	100%	26	0
Belmont Co. Ct. E	51	234	1	286	250	106%	36	18
Belmont Co. Ct. N	44	307	0	351	295	96%	56	0
Belmont Co. Ct. W	31	203	0	234	211	104%	23	1
Butler Co. Ct. #1	49	145	1	195	154	105%	41	0
Butler Co. Ct. #2	49	98	2	149	123	123%	26	0
Butler Co. Ct. #3	84	202	0	286	196	97%	90	0
Erie Co. Ct.	2	36	0	38	36	100%	2	0
Fulton Co. Ct. E	91	381	0	472	421	110%	51	4
Fulton Co. Ct. W	66	476	2	544	457	96%	87	24
Harrison Co. Ct.	10	77	0	87	77	100%	10	1
Highland Co. Ct.	3	41	0	44	41	100%	3	0
Jefferson Co. Ct. #1	14	105	4	123	92	84%	31	13
Jefferson Co. Ct. #2	22	109	1	132	115	105%	17	12
Jefferson Co. Ct. #3	15	53	0	68	33	62%	35	16
Mahoning Co. Ct. #2	100	595	4	699	508	85%	191	5
Mahoning Co. Ct. #3	8	33	0	41	28	85%	13	5
Mahoning Co. Ct. #4	72	557	5	634	449	80%	185	10
Mahoning Co. Ct. #5	55	128	3	186	147	112%	39	8
Meigs Co. Ct.	22	103	0	125	101	98%	24	7
Monroe Co. Ct.	12	106	0	118	102	96%	16	3
Montgomery Co. Ct. #1	30	143	0	173	151	106%	22	0
Montgomery Co. Ct. #2	36	208	1	245	189	90%	56	0
Morgan Co. Ct.	10	13	0	23	22	169%	1	0
Muskingum Co. Ct.	10	135	0	145	137	101%	8	0
Noble Co. Ct.	2	48	1	51	47	96%	4	0
Paulding Co. Ct.	38	231	1	270	241	104%	29	1
Perry Co. Ct.	15	162	0	177	166	102%	11	0
Pike Co. Ct.	38	80	1	119	92	114%	27	7
Putnam Co. Ct.	15	126	0	141	134	106%	7	0
Sandusky Co. Ct. #1	16	143	0	159	142	99%	17	0
Sandusky Co. Ct. #2	5	62	0	67	50	81%	17	0
Trumbull Co. Ct. C	36	118	1	155	134	113%	21	1
Trumbull Co. Ct. E	29	100	0	129	104	104%	25	0
Tuscarawas Co. Ct.	23	114	0	137	111	97%	26	0
Vinton Co. Ct.	17	118	2	137	96	80%	41	12
Warren Co. Ct.	28	137	1	166	136	99%	30	0
Statewide	1,326	6,352	36	7,714	6,218	97%	1,496	256

County Courts
Small Claims Terminations
2007

Court	Hearing by Judge	Hearing by Magistrate	Transfer to Regular Civil Docket	Dismissal: Want of Prosecution	Other Dismissals	Unavailability of Party	Bankruptcy Stay/Interlocutory Appeal	Other Terminations
Adams Co. Ct.	43	0	0	15	0	0	0	0
Ashtabula Co. Ct. E	125	0	2	0	63	0	2	1
Ashtabula Co. Ct. W	90	0	2	0	80	7	0	0
Belmont Co. Ct. E	194	0	0	0	48	0	0	8
Belmont Co. Ct. N	221	0	0	0	39	30	5	0
Belmont Co. Ct. W	131	0	0	0	68	0	2	10
Butler Co. Ct. #1	7	89	0	0	55	0	0	3
Butler Co. Ct. #2	3	53	4	0	63	0	0	0
Butler Co. Ct. #3	3	129	15	0	47	0	0	2
Erie Co. Ct.	20	0	2	0	14	0	0	0
Fulton Co. Ct. E	1	0	0	0	100	0	0	320
Fulton Co. Ct. W	353	0	0	0	104	0	0	0
Harrison Co. Ct.	48	0	0	0	28	0	0	1
Highland Co. Ct.	26	0	0	0	15	0	0	0
Jefferson Co. Ct. #1	63	1	0	0	27	0	0	1
Jefferson Co. Ct. #2	75	0	0	0	39	0	0	1
Jefferson Co. Ct. #3	27	0	0	0	6	0	0	0
Mahoning Co. Ct. #2	281	50	0	0	149	5	0	23
Mahoning Co. Ct. #3	22	0	0	0	6	0	0	0
Mahoning Co. Ct. #4	257	24	0	0	138	1	15	14
Mahoning Co. Ct. #5	77	0	2	0	60	0	2	6
Meigs Co. Ct.	56	0	0	0	45	0	0	0
Monroe Co. Ct.	0	0	0	0	3	0	0	99
Montgomery Co. Ct. #1	59	0	15	0	43	0	0	34
Montgomery Co. Ct. #2	101	0	13	2	70	0	3	0
Morgan Co. Ct.	9	0	0	2	11	0	0	0
Muskingum Co. Ct.	132	0	0	2	2	0	1	0
Noble Co. Ct.	11	0	33	0	3	0	0	0
Paulding Co. Ct.	188	0	0	0	53	0	0	0
Perry Co. Ct.	111	0	3	46	5	0	0	1
Pike Co. Ct.	44	0	0	0	48	0	0	0
Putnam Co. Ct.	108	0	0	0	24	0	0	2
Sandusky Co. Ct. #1	96	0	0	0	42	0	2	2
Sandusky Co. Ct. #2	35	0	0	0	13	0	0	2
Trumbull Co. Ct. C	92	0	7	3	31	1	0	0
Trumbull Co. Ct. E	78	0	0	8	18	0	0	0
Tuscarawas Co. Ct.	85	0	0	0	26	0	0	0
Vinton Co. Ct.	76	0	0	2	17	1	0	0
Warren Co. Ct.	1	95	1	0	38	1	0	0
Statewide	3,349	441	99	80	1,641	46	32	530

County Courts
All Civil Cases - Statewide
2003 - 2007





Definitions



PREBLE COUNTY COURTHOUSE
Eaton

Definitions

The following definitions are adapted from the implementation manual published pursuant to the *Supreme Court Rules of Superintendence*. They apply only to terms found both on the report forms submitted to the Supreme Court of Ohio and on the summary tables and charts included in the *Ohio Courts Summary*.

Courts of Common Pleas Only

The following definitions apply to courts of common pleas only.

Admission Uncontested cases terminated by admission, default, or agreement.

Adult Cases R.C. 2919.24 Juvenile court cases brought against an adult who is the defendant accused of contributing to the neglect, unruliness, or delinquency of a minor.

All Others Any case that cannot appropriately be recorded in a listed category.

Bankruptcy Stay/Interlocutory Appeal Cases in which a bankruptcy stay was issued or an interlocutory appeal taken. Once the stay is removed or the case remanded, the case is reactivated.

Certification/Waiver Granted Juvenile delinquency cases transferred for criminal prosecution to the appropriate court having jurisdiction of the offense; more commonly referred to as "bindovers".

Change of Custody Post-decree domestic relations cases in which the court must adjudicate a motion for change of custody, including requests for change of custody based upon an election of the child and cases where custody is contested. Juvenile cases are included where there is an application for writ of habeas corpus involving the custody of a child or where a motion for change of custody is filed pursuant to Juv. R. 10(A).

Clearance Rate In all case types, clearance rate is a statistical calculation comparing the number of cases filed during the year to the number of cases terminated during the same year. It is determined by dividing the total number of terminations by the total number of new filings, reactivations and transfers. It is expressed as a percentage. For example, if 50 terminations and 100 total filings are reported, then the clearance rate is 50%.

Court Trial A case is considered terminated by trial to the court (i.e. judge) if judgment is rendered after the first witness is sworn.

Criminal Cases in which a person is charged with violation of a state law or local ordinance other than a traffic law or ordinance. For purposes of tracking the age of the case for these reports, the case begins at arraignment.

Default Cognovit judgments and default judgments in civil cases.

Default/Uncontested Domestic relations cases in which there is no responsive pleading filed or the defendant fails to appear in person or through counsel.

Delinquency Juvenile cases filed concerning a delinquent child, as defined by R.C. 2152.02.

Dependency, Neglect, or Abuse Juvenile cases concerning the neglected child, as defined by R.C. 2151.03; the dependent child, as defined by R.C. 2151.04; or the abused child, as defined by R.C. 2151.031.

Dismissals Before or after pre-trial conference, but prior to the swearing of the first witness, the case is dismissed by the judge or prosecutor with or without prejudice.

Dismissals for Want of Prosecution (Civil Cases) or Lack of Speedy Trial (Criminal Cases) Cases dismissed pursuant to R.C. 2945.73 or Sup. R. 40 for want of prosecution within the prescribed time limits. This termination line does not track criminal cases dismissed for want of prosecution.

Dissolution of Marriage Domestic relations cases in which a petition for dissolution of marriage is filed pursuant to R.C. 3105.63, with or without minor children.

Diversion or Arbitration Criminal cases where diversion is granted after arraignment on the indictment or information, but not as a condition of a sentence placing the accused on probation. In civil cases in which the court has adopted a mandatory arbitration rule, the referral of the case to arbitration does not constitute a termination. A case is reported as terminated by arbitration after a report and award are filed and the period for the filing of an appeal or exception runs.

Domestic Violence Domestic violence actions filed as separate cases pursuant to R.C. 3113.31. This does not include miscellaneous matters filed in pending cases, such as motions to evict.

Guilty/No Contest Plea to Reduced Charge Criminal cases terminated by the acceptance of a plea of guilty or no contest to a reduced charge. The change of plea must occur prior to the swearing of the jury or the swearing of the first witness in a court trial.

Jury Trial A case is considered terminated by jury trial if judgment is rendered after the jury is sworn, regardless of the outcome of the trial.

Mediation/Conciliation Domestic relations cases in which a petition for conciliation is filed or a referral to mediation is made. Petition or referral seeks to defer further action and prevents or suspends proceedings for divorce, annulment, or alimony.

Motion for Permanent Custody Juvenile cases in which a complaint or motion for permanent custody is filed when custody is contested. This does not include voluntary placements.

Other Civil Cases Civil cases that are not included within any of the other categories. Ancillary proceedings are not reported as cases.

Parentage Cases brought pursuant to R.C. Chapter 3111., the Uniform Parentage Act. Once paternity is established, the parentage case is considered terminated for reporting purposes.

Personal Injury Civil cases in which the principal issue is liability for, or the amount of damages to be received for, allegedly tortious conduct resulting in personal injury.

Support Enforcement/Modification Post-decree domestic relations cases in which it is alleged there is disobedience of, or resistance to, a lawful judgment of the court requiring the payment of support. A case is reported only once, regardless of the number of pending motions.

Traffic Cases dealing with matters involving traffic offenders. Juveniles, as defined by R.C. 2152.02 (N), and adult traffic cases include any violation of state law or local ordinance arising out of the use of a motor vehicle, except those involving operating a vehicle while under the influence charges.

Transfer to Another Judge or Court Cases terminated by virtue of transferring the case from one judge to another judge within the same division of a court by an assignment of the administrative judge or by transferring the case to another court. This action constitutes complete divestment of responsibility by the original judge.

Trial by Judge Contested matters terminated as a result of a hearing conducted by a judge.

Trial by Magistrate Contested cases settled or dismissed, or in which the accused changes plea after the first witness is sworn. This category is limited to substantive hearings held by a magistrate.

Unavailability of Accused for Trial or Sentencing Cases terminated when a defendant is unavailable due to mental status, incarceration on other charges, or flight from custody. The mere failure of the accused to appear when the case is set for trial or hearing does not, in itself, authorize termination by reason of unavailability.

Unruly Juvenile cases concerning unruly children, as defined by R.C. 2151.022.

U.I.F.S.A. Cases brought pursuant to R.C. Chapter 3115, the Uniform Interstate Family Support Act, handled by the domestic relations or juvenile divisions, including cases initiated in Ohio and cases in which Ohio is the responding state.

Visitation Enforcement/Modification Post-decree domestic relations cases in which it is alleged there is disobedience of, or resistance to, lawful judgment of the court relative to child visitation rights. A case is listed only once, regardless of the number of pending motions.

Voluntary Dismissal Voluntary withdrawal of a pending domestic relations action, for any reason, by the person who originally filed the cause or action.

Workers' Compensation Appeals filed under R.C. 4123.512, including noncompliance actions by the state, for recovery of benefits or of premiums, and mandamus actions arising from claims or awards.

Municipal and County Courts Only

The following definitions apply to municipal and county courts only.

Clearance Rate In all case types, clearance rate is a statistical calculation comparing the number of cases filed during the year to the number of cases terminated during the same year. It is determined by dividing the total number of terminations by the total number of new filings, reactivations and transfers. It is expressed as a percentage. For example, if 50 terminations and 100 total filings are reported, then the clearance rate is 50%.

Criminal Cases in which a person is charged with violation of a state law or local ordinance other than a traffic law or ordinance. For purposes of tracking the age of the case for these reports, the case begins at arraignment.

Default Cognovit judgments and default judgments in civil cases.

Dismissals Before or after pre-trial conference, but prior to the swearing of the first witness, the case is dismissed by the judge or prosecutor with or without prejudice.

Dismissal for Want of Prosecution (Civil Cases) or Lack of Speedy Trial (Criminal Cases) Cases dismissed pursuant to R.C. 2945.73 or Sup. R. 40 for want of prosecution within the prescribed time limits. This termination line does not track criminal cases dismissed for want of prosecution.

F.E.D. (Forcible Entry and Detainer) A summary proceeding initiated under R.C. 1923. or 5321. for restoring possession of real property to one who is wrongfully kept out or is wrongfully deprived of possession.

Felony A felony is defined by R.C. 2901.02 and Crim. R. 2 as an offense specifically classified as a felony, regardless of penalty, or an offense in which imprisonment for more than one year can be imposed. When transferred to the common pleas court, these cases are reported as criminal cases by the receiving court.

Guilty/No Contest Plea to Reduced Charge Criminal cases terminated by the acceptance of a plea of guilty or no contest to a reduced charge. The change of plea must occur prior to the swearing of the jury or the swearing of the first witness in a court trial.

Hearing by Magistrate Contested cases settled or dismissed, or in which the accused changes plea after the first witness is sworn. This category is limited to substantive hearings held by a magistrate.

Jury Trial A case is considered terminated by jury trial if judgment is rendered after the jury is sworn, regardless of the outcome of the trial.

Misdemeanors A misdemeanor is defined by R.C. 2901.02 and Crim. R. 2 as an offense specifically classified as a misdemeanor, or an offense in which imprisonment for not more than one year can be imposed. While traffic offenses fall within this definition, they are reported as operating a vehicle while under the influence or other traffic offenses (see page 281) and not as misdemeanors.

Other Civil Cases Civil cases not included within any of the other categories. Ancillary proceedings are not reported as cases.

Other Traffic A misdemeanor charged under a statute or an ordinance arising out of the use of any type of vehicle generally used on the roads of the state, except an OVI offense. Parking violations are not included in this category or anywhere else in the *Ohio Courts Summary*.

O.V.I. (Operating a Vehicle While Under the Influence). Cases that include violating R.C. 4511.19 or any local ordinance that prohibits operating a motor vehicle while under the influence of alcohol or any drug of abuse.

Personal Injury Civil cases in which the principal issue is liability for, or the amount of damages to be received for, allegedly tortious conduct resulting in personal injury.

Small Claims Civil actions brought under R.C. 1925. for the recovery of small debts and accounts, not exceeding \$3,000, exclusive of interest and costs.

Transfer Cases terminated by virtue of transferring the case from one judge to another judge within the same division of a court by an assignment of the administrative judge or by transferring the case to another court. This category also includes cases bound over to a grand jury as a result of waiver of a preliminary hearing and small claims cases transferred to the regular civil docket. This action constitutes complete divestment of responsibility by the original judge.

Transferred Out Cases transferred to other courts or other judges of the original court as reported by the individually assigned judge pursuant to Sup. R. 37(A)(3)(b).

Trial/Hearing by Judge Felony cases bound over to a grand jury as a result of a preliminary hearing and other cases terminated in particular sessions by a judge.

Unavailability of Accused Cases terminated when a defendant is unavailable due to mental status, incarceration on other charges, or flight from custody. The mere failure of the accused to appear when the case is set for trial or hearing does not, in itself, authorize termination by reason of unavailability.

Violations Bureau This termination type includes misdemeanor and other traffic cases terminated by payment of a fine at a Traffic Violations Bureau.



THE SUPREME COURT *of* OHIO

Judicial & Court Services Division
Case Management Section
65 South Front Street
Columbus, Ohio 43215-3431
614.387.9410