



BJA
Bureau of Justice Assistance
U.S. Department of Justice



Justice
Center



Justice Counts

ACTIONABLE DATA TO BOLSTER PUBLIC SAFETY



BJA
Bureau of Justice Assistance
U.S. Department of Justice



Justice
Center



BJA
Bureau of Justice Assistance
U.S. Department of Justice



Justice
Center

Who we are




Why Justice Counts?



How we're doing it



What questions do you have?




BJA
Bureau of Justice Assistance
U.S. Department of Justice



Justice Center

Who we are



INITIATIVE LEADERSHIP



Justice
Center

NATIONAL STEERING COMMITTEE

Michael Boggs (chair) * Romain Alexander * Jennifer Bailey * Jeff Brandes
* Kathy Buckley * Tani Cantil-Sakauye * Bernice Corley * Lee Eby * Tony Fish
* Justin Forkner * Claire Hall * Abigale Jasinsky * Peter John Koutoujian *
Valerie Mielke * Michael Nail * Sheila Polk * Christopher Poulos * Ruby Qazilbash
* Carlos Rivero * Dr. Beth Skinner * Nicole Sullivan * Banci Tewolde
* Dr. Heather Tubman-Carbone * Toni Walker * Paul F. Williams * Bennet Wright

PROJECT PARTNERS

American Jail Association * American Probation and Parole Association * Correctional Leaders Association *
CNA * International Association of Chiefs of Police * Justice Management Institute * Measures for Justice *
National Association of Counties Research Foundation * National Association of State Budget Officers *
National Association of State Mental Health Program Directors * NRI * National Criminal Justice Association *
National Center for State Courts * National Conference of State Legislatures * National District Attorneys
Association * National Governors Association * National Legal Aid & Defender Association * National Sheriffs'
Association * RAND Corporation * Recidiviz
* University of Cincinnati Corrections Institute

26

MEMBERS

21

PARTNERS




Justice
Center

Who we are



Why Justice Counts



Justice Center



Why Justice Counts



Ohio criminal justice agencies collect a wide range of useful and important data—but policymakers don't always utilize it to make decisions.



Justice Center



Justice Counts is a tool to make it easier to organize and understand data and tell the story of the work behind that data.



Justice Center



**The Justice Counts approach
will streamline and bolster
proactive communication by
making it easier to share data
that is already collected and
frequently requested.**



Justice Center


Who we are



Why Justice Counts



How we're
doing it



Justice
Center

How we're doing it



Generating consensus-driven criminal justice metrics

Deploying a suite of tools and resources to share the metrics

Supporting states and agencies in implementing the Justice Counts framework

Supporting states and agencies in using the metrics to make policy decisions



Justice Center



Generating consensus-driven criminal justice metrics

Seven subcommittees specializing in each sector of the criminal justice system provided crucial expertise to develop the Justice Counts metrics.



Generating consensus-driven criminal justice metrics



The sectors make up one side of the framework for the metrics...



Justice Center

Generating consensus-driven criminal justice metrics

Capacity & Costs

Population Movements

Operations & Dynamics

Public Safety

Equity

Fairness



...and six categories of measurement make up the other



Justice Center

Generating consensus-driven criminal justice metrics

Capacity & Costs

How large or expansive is our system?
How much are we spending?

Population Movements

How many people are encountering, entering, or leaving the system at various points?

Operations & Dynamics

How are key actions or decisions affecting people at various stages of the system?

Public Safety

How is each area of the system affecting or contributing to public safety?

Equity

How is our system treating people similarly or differently by race, ethnicity, or gender?

Fairness


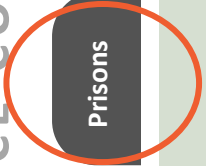
How is our system held accountable for treating people fairly?



JUSTICE COUNTS — TIER 1 METRICS



	Capacity & Costs	Population Movements	Operations & Dynamics	Public Safety	Equity	Fairness
Law Enforcement						
Prosecution						
Defense						
Courts & Pretrial						
Jails						
Prisons						
Supervision						





JUSTICE COUNTS — TIER 1 METRICS

	Capacity & Costs	Population Movements	Operations & Dynamics	Public Safety	Equity	Fairness
Law Enforcement	Budget Staffing	Calls for service	Arrests	Reported crime Officer use of force incidents	Arrests by race and ethnicity Arrests by gender	Civilian complaints sustained
Prosecution	Budget Staffing Caseload	Cases referred Cases disposed	Cases declined Cases diverted/deferred Cases prosecuted		Cases declined, diverted/deferred, and prosecuted by race and ethnicity ...by gender	Violations filed against attorneys in the office resulting in disciplinary action
Defense	Budget Staffing Caseload	Cases appointed counsel Cases disposed			Cases disposed by race and ethnicity Cases disposed by gender	Client complaints against counsel sustained
Courts & Pretrial	Budget Staffing	Criminal case filings Cases disposed	Pretrial releases Sentences imposed	New offenses while on pretrial release	Sentences imposed by race and ethnicity Sentences Imposed by gender	Cases overturned on appeal
Jails	Budget Staffing	Admissions Daily population Releases		Readmission rate Staff use-of-force incidents	Daily population by race and ethnicity Daily population by gender	Grievances upheld
Prisons	Budget Staffing	Admissions Daily population Releases		Readmission rate Staff use-of-force incidents	Daily population by race and ethnicity Daily population by gender	Grievances upheld
Supervision	Budget Staffing Caseload	New cases Daily population Terminations	Supervision violations	Reconviction while on supervision	Daily population by race and ethnicity Daily population by gender	

Sample self-assessment results



While you may not have data for every metric, your agency has a wealth of data that can help policy makers make smart decisions that are responsive to the trends within your agency and that best support your work.

We invite you to participate in Justice Counts!

Your total readiness score is

11/12



On average, Ohio criminal justice agencies can share over 60 percent of Tier 1 metrics.

How we're doing it



Generating consensus-driven criminal justice metrics

Deploying a suite of tools and resources to share the metrics

Supporting states and agencies in implementing the Justice Counts framework

Supporting states and agencies in using the metrics to make policy decisions



Justice Center

The digital infrastructure allows agencies to

- Choose which Justice Counts metrics they will share and simply toggle off metrics that aren't possible or their priority right now; and
- Define what each metric means for their agency.



Live Demo

[\(Link\)](#)

Stars Hollow County Jail Readmission Rate ?

Measures the number of individuals admitted who had at least one other prison admission within the prior year.



RECENT VALUE: MARCH 2022

198 READMISSIONS

RECENT CHANGE

 **+21%**

Stars Hollow County Jail does not count "paper bookings" in its admission or readmission figures



Justice Center

How we're doing it



Generating consensus-driven criminal justice metrics

Deploying a suite of tools and resources to share the metrics

Supporting states and agencies in implementing the Justice Counts framework

Supporting states and agencies in using the metrics to make policy decisions



Justice Center

Supporting states and agencies in implementing the Justice Counts framework



STEP 01

The Justice Counts Team will meet with agency leaders & staff to determine priority metrics, timelines, and roles.

STEP 02

Your agency will work with the Justice Counts Team to develop a data sharing strategy, customize each metric, and transfer data to the digital infrastructure.

STEP 03

The Justice Counts technical team will customize access to digital infrastructure based on agency needs in order to make the process quick, simple, and easy!

STEP 04

The Justice Counts platform will automatically generate visualizations and understand data and trends for your jurisdiction.



Who we are




The problem Justice Counts addresses



How we're doing it



What questions do you have?




Justice Center



BJA
Bureau of Justice Assistance
U.S. Department of Justice




Justice
Center



Justice Counts

ACTIONABLE DATA TO BOLSTER PUBLIC SAFETY



Justice
Center

Icons in this presentation include Goals by Tawny Whatmore, Unlock by YANDI RS, Roadmaps by Eucalyp, Trophy by Firza Alamsyah, Arrow by 4B Icons, Award by Gregor Cresnar, Gavel by David Khai, Discussions by Setyo Ari Wibowo, Help by Ayub Irawan, Health by Komal, Question by heri sugianto, Lawyer by Komkrit Noenpoempisut, Jail by Cédric Villain, Handcuffs by Adam Etnoma, Supervise by Tippawan Sookruay, Badge by ibrandify, Internal and External by Rflor, Public by Agus Rijwan Jaelani. Partner by Adrien Coquet. Group by Gregor Cresnar. Meeting by Ragal Kartidev.

All icons provided by NounProject.com

This project was supported by Grant No. 2019-ZB-BX-K005 awarded by the Bureau of Justice Assistance. The Bureau of Justice Assistance is a component of the Department of Justice's Office of Justice Programs, which also includes the Bureau of Justice Statistics, the National Institute of Justice, the Office of Juvenile Justice and Delinquency Prevention, the Office for Victims of Crime, and the SMART Office. Points of view or opinions in this document are those of the author and do not necessarily represent the official position or policies of the U.S. Department of Justice.